



Search for Chiral Magnetic Effect with Identified Particles in Au+Au Collisions at $\sqrt{s_{NN}} = 39$ GeV from RHIC/STAR

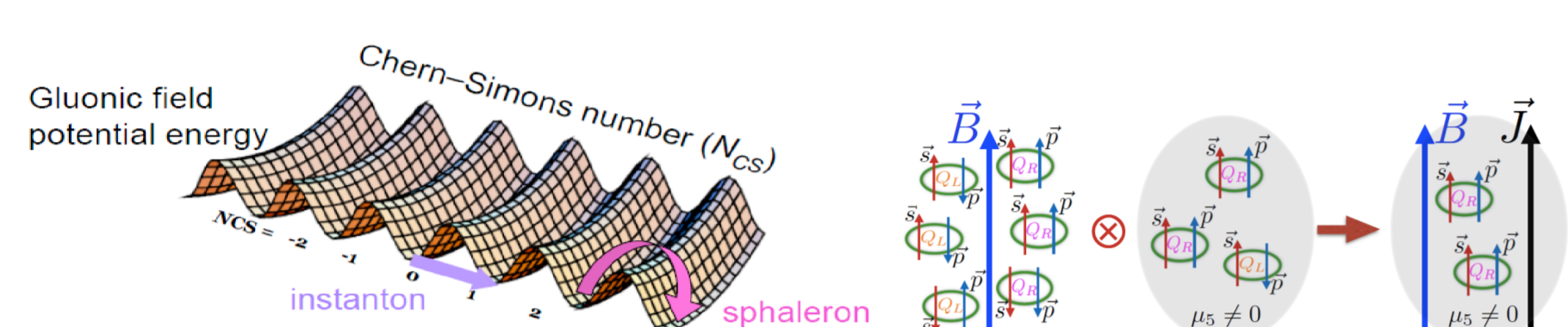
Yiwen Huang* (UCLA) for the STAR collaboration

DNP 2016
OCTOBER 13-16, 2016
SHERATON VANCOUVER WALL CENTRE
VANCOUVER, BC | CANADA

Chirality imbalance could occur in local domains inside the hot nuclear matter formed in high-energy heavy-ion collisions. In the presence of a strong magnetic field, this chirality imbalance will induce an electric charge separation along the magnetic field direction due to the chiral magnetic effect (CME) [1]. Previous azimuthal-angle correlation measurements [2] with unidentified charged particles have manifested charge separation signals consistent with the predictions of the CME. But the magnitudes of the background contributions have not been evaluated. In this poster, we present the correlation results with identified particles (protons, pions and kaons) using STAR data of 39 GeV Au+Au collisions. The results will be compared with those from Au+Au at $\sqrt{s_{NN}} = 200$ GeV, as well as the published results of unidentified particles at $\sqrt{s_{NN}} = 39$ GeV.

Motivation

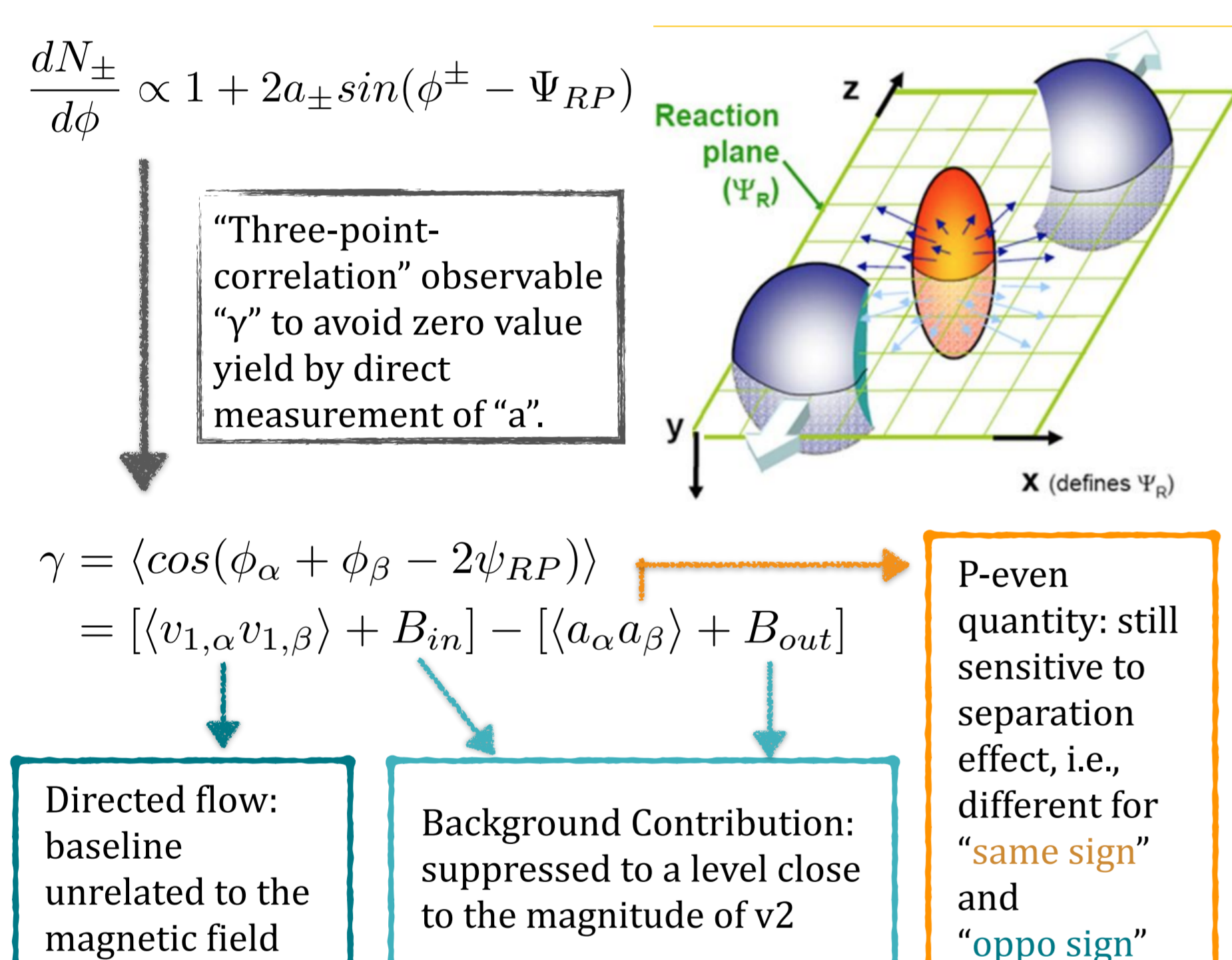
Chiral Magnetic Effect (CME)



$$N_L^f - N_R^f = 2Q_W \cdot Q_W \neq 0 \rightarrow \mu_A \neq 0$$

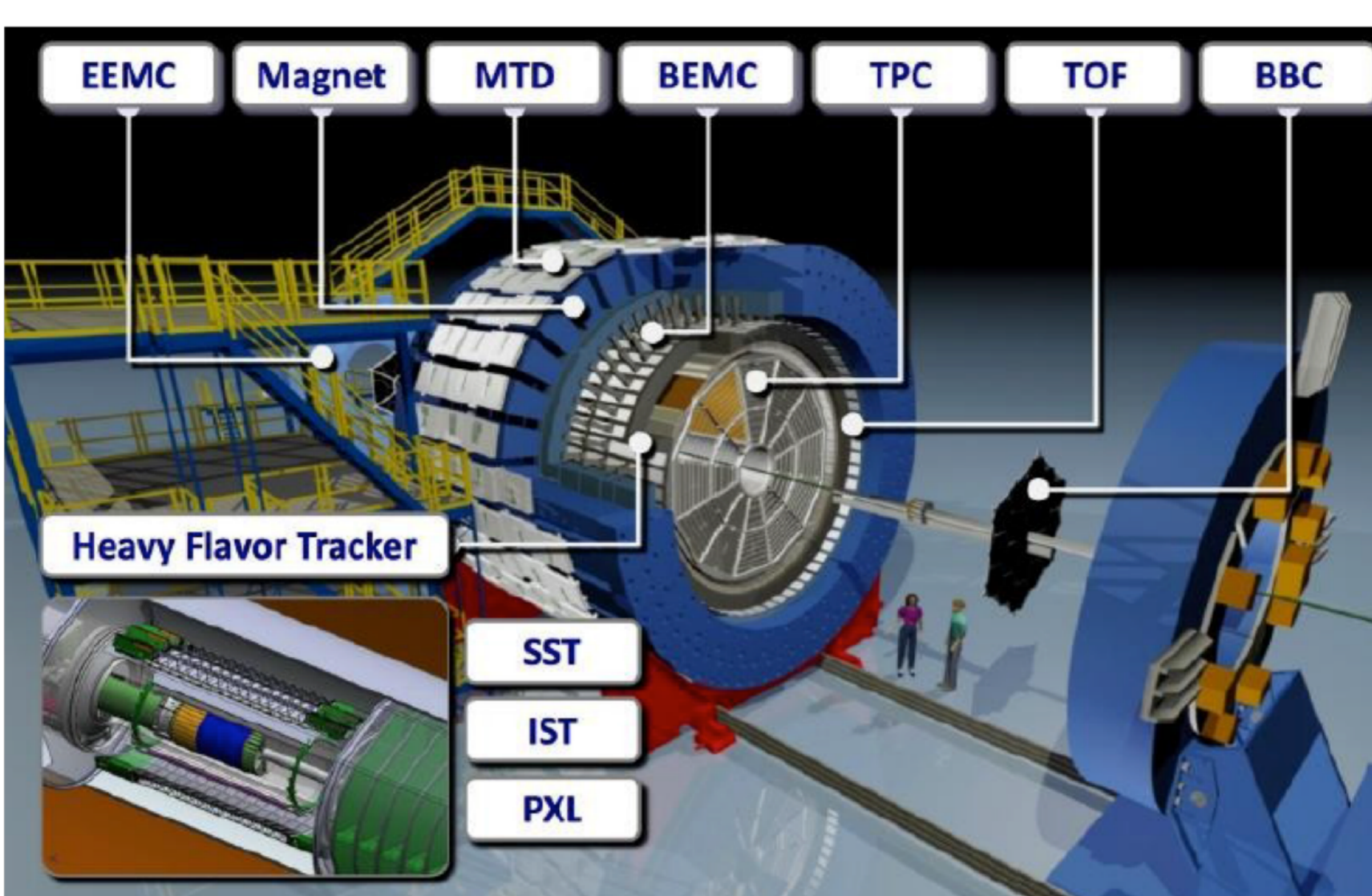
- Local chirally imbalanced domains may be created in heavy-ion collisions on an event-by-event basis. A chiral system bears a non-zero axial chemical potential, μ_5 .
- In non-central collisions, a strong magnetic field ($B \sim 10^{17}$ - 10^{18} Gauss) will be produced. An electric current will be induced in chirally imbalanced domains along the B field: **Chiral Magnetic Effect (CME)**.
- Charge separation fluctuations for all charged particles have been experimentally observed.
- For identified particles: Is there an indication of CME?

Observable: γ correlator



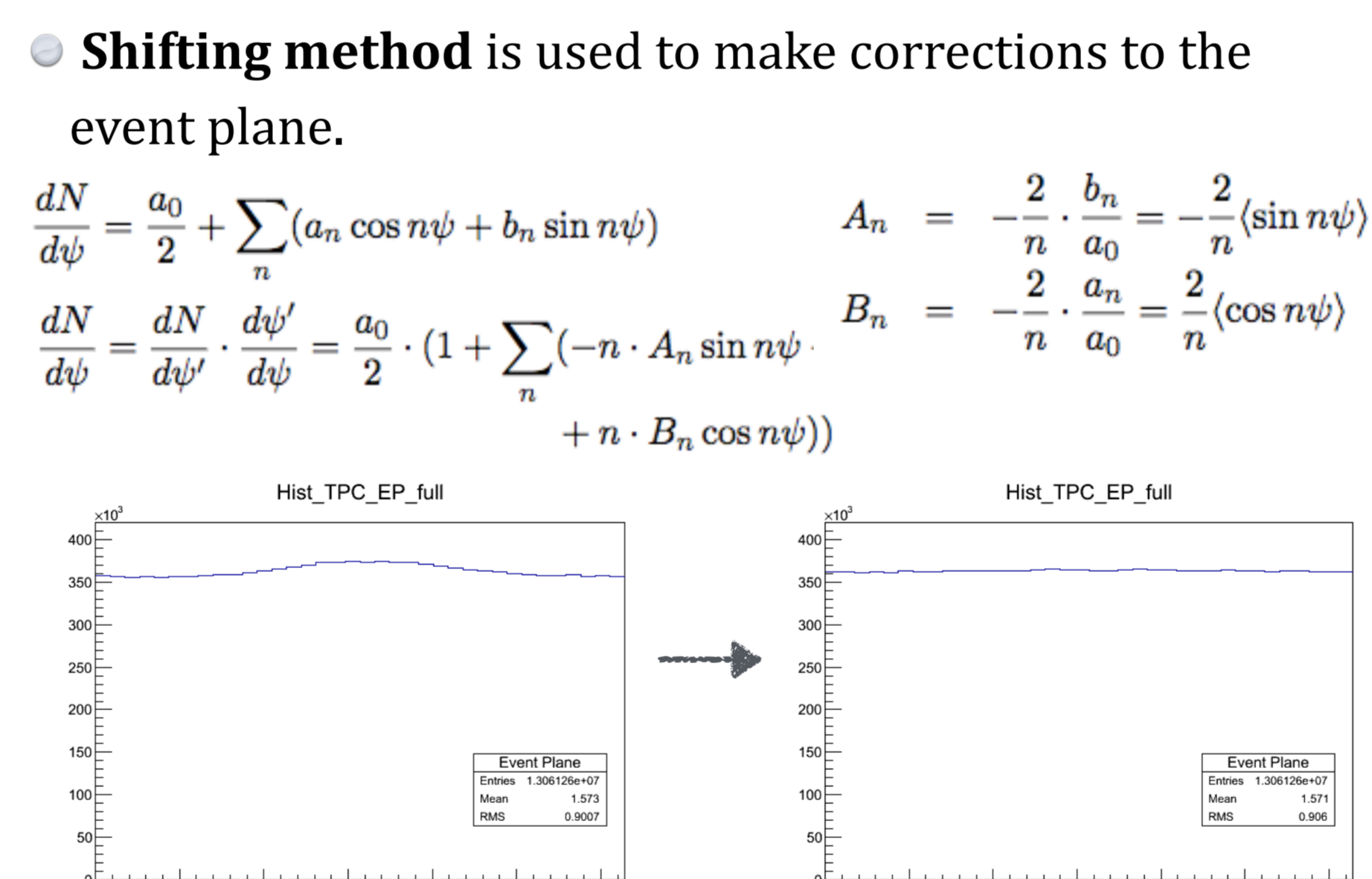
Experimental Approach

Solenoidal Tracker At RHIC (STAR)



- Data of Au+Au at 39 GeV 200 GeV were collected by STAR detector in RHIC run 2010.
- Particle Identification:
 - Time Projection Chamber (TPC) dE/dx is used for proton/pion/kaon identification;
 - Time of Flight (TOF) detector provides mass information used for particle identification.

Event Plane Reconstruction



Flow Background

- Correlation signal is contaminated with the **background contributions** due to collective motion of the collision system (flow)
 - elliptic flow coupled with transverse momentum conservation (TMC), local charge conservation (LCC) and also decay of the clusters.

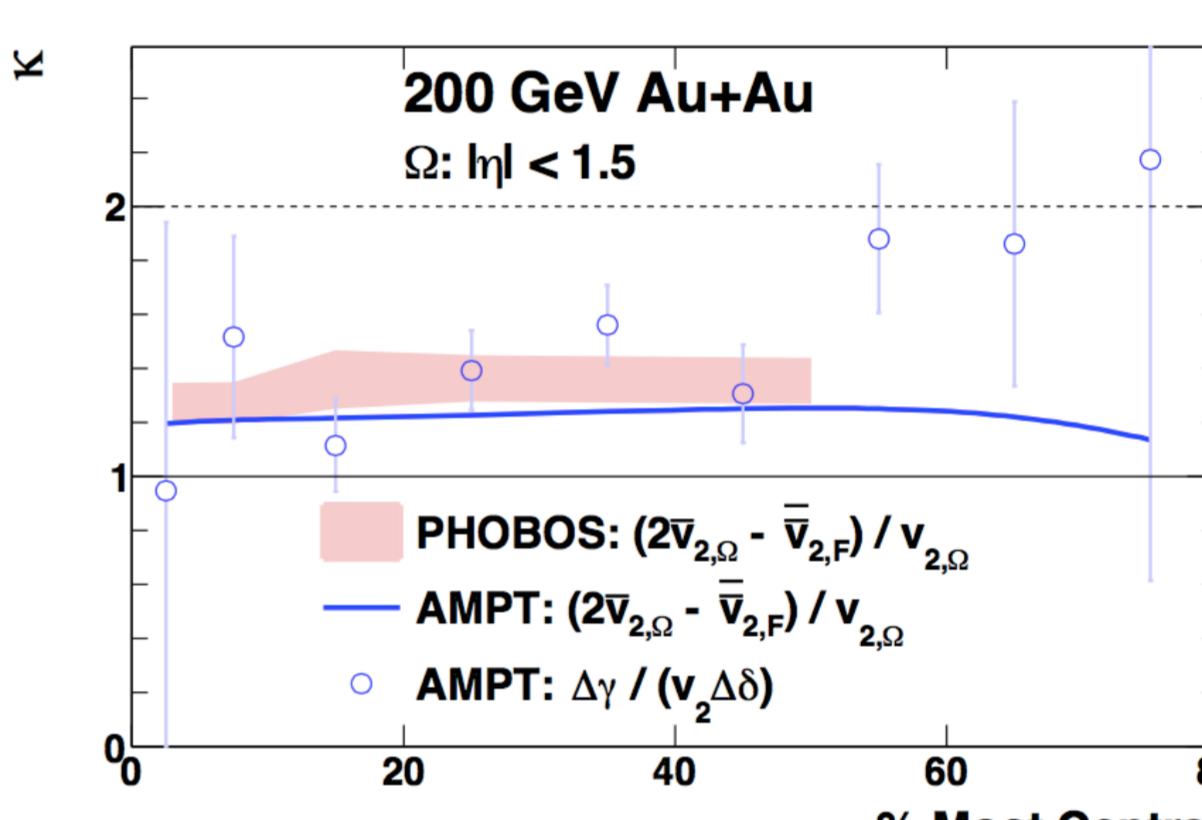
H: background-subtracted correlator, CME contributions

$$\gamma \equiv \langle \langle \cos(\phi_\alpha + \phi_\beta - 2\Psi_{RP}) \rangle \rangle$$

$$\delta \equiv \langle \langle \cos(\phi_\alpha - \phi_\beta) \rangle \rangle$$

$$\kappa_K \equiv \Delta\gamma / (v_2^* \Delta\delta)$$

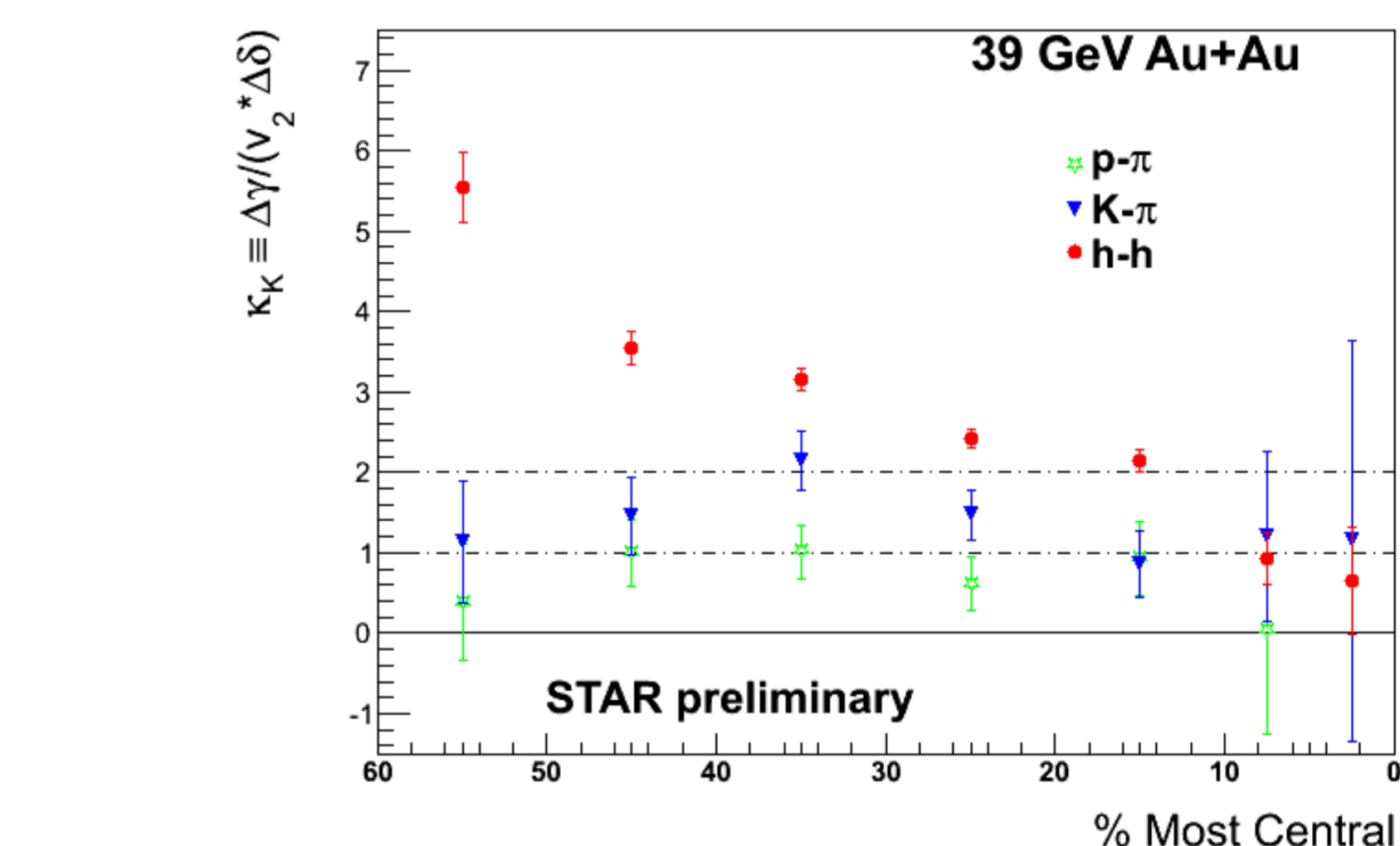
$$H^K = (\kappa v_2 \delta - \gamma) / (1 + \kappa v_2)$$



Baseline: κ estimated to be 1.2-1.4 [3] for three methods[4][5][6].

Indication of signal if higher than baseline: κ that forces $\Delta H = 0$

κ might be different for different particle pairs: different possible implications



Inconclusive to claim a charge-separation signal in proton-pion or in kaon-pion because signal + background is consistent with background at this level of precision.

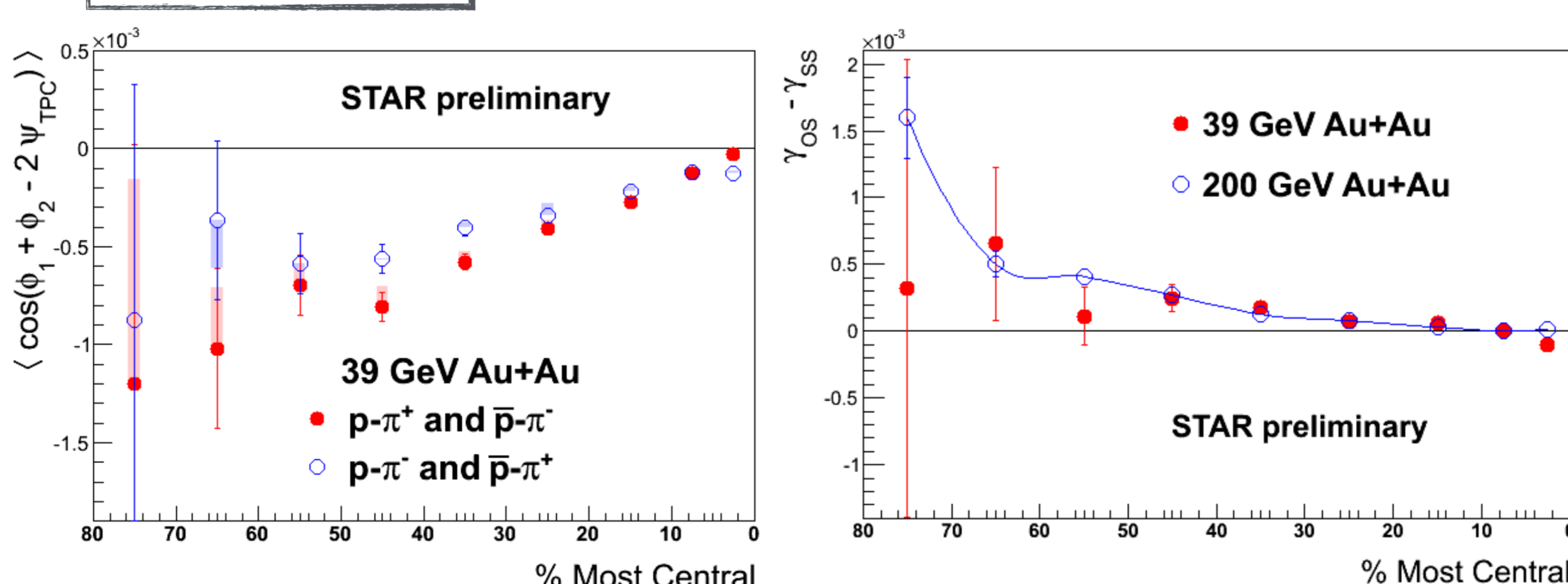
Identified Particle Analysis

Cuts

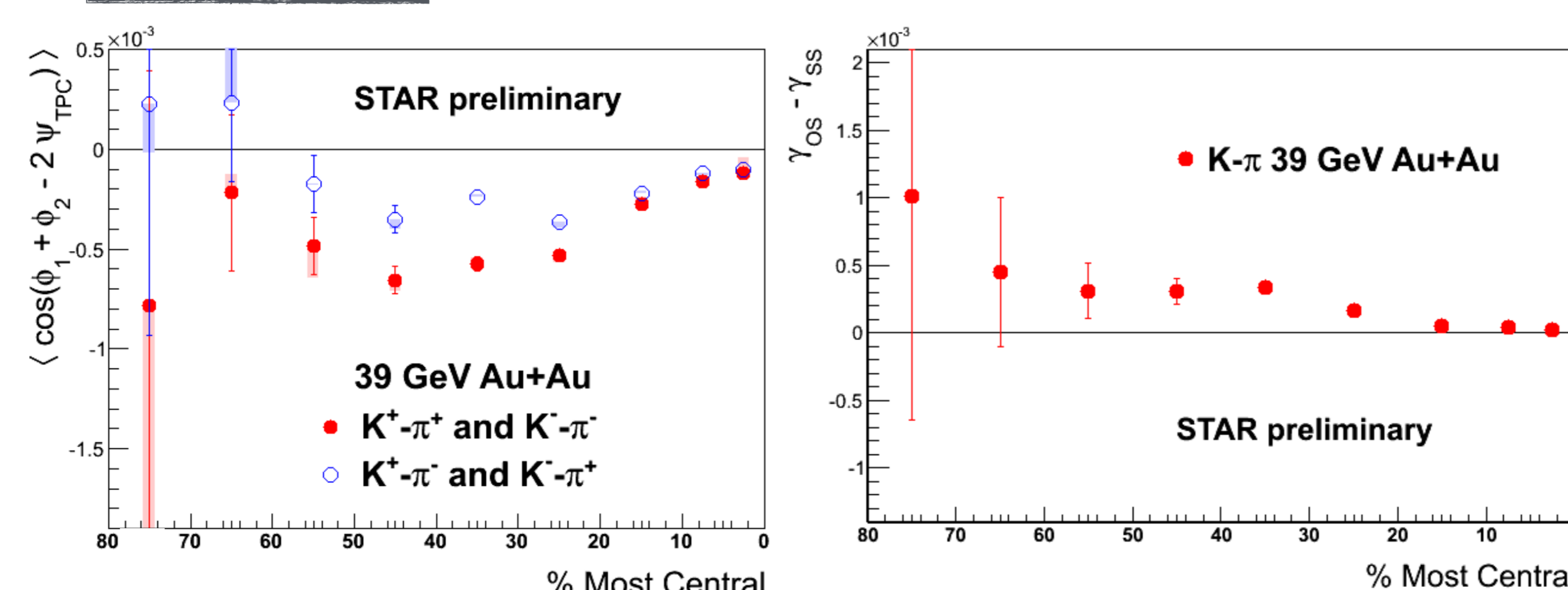
Event	VertexZ (cm)	(-40,40)
Particles	Eta	(-1,1)
	Dca (cm)	Kaon < 1 Pion < 2 Proton < 1
	Tof	β > 0 Ylocal* (-1.8,1.8)
	*Ylocal is the distance between a TOF hit and the TPC track projection.	
	Identified Particles	
Mass ² (GeV ² /c ⁴)	Proton	(0.8, 1)
	Pion	(0.01, 0.1)
	Kaon	(0.2, 0.35)
pT (GeV/c)	Proton	> 0.4
	Pion	> 0.15
	Kaon	> 0.2
p (GeV/c)	Proton	< 2
	Pion	< 1.6
	Kaon	< 1.6
nSigma of Proton		(-2, 2)
nSigma of Kaon		(-2, 2)
nSigma of Pion		(-2, 2)

- Opposite sign signal is above the same sign signal, and the signal is smaller for more central collisions.

Proton-Pion



Kaon-Pion



Summary

- Identified particle results for $p-\pi$ and $K-\pi$ behave as expected: Opposite sign signal is above the same sign signal, and the signal is smaller for more central collisions.
- Cannot claim a charge-separation signal in $p-\pi$ or $K-\pi$ because the normalized signal + background value is compatible with background at this level of precision.
- Study of physics background, e.g. flow, are underway for the charged pairs.

References

- [1] D. Kharzeev, Phys. Lett. B **633** (2006) 260.
- [2] L. Adamczyk *et al.*, Phys. Rev. Lett. **113** (2014) 052302.
- [3] F. Wen, L. Wen and G. Wang, arXiv:1608.03205 [nucl-th].
- [4] B. Zhang, C.M. Ko, B.-A. Li and Z.-W. Lin, Phys. Rev. C **61**, 067901 (2000).
- [5] B. alver *et al.* [PHOBOS Collaboration], Phys. Rev. C **83**, 024913 (2011);
- [6] B.B. Back *et al.* [PHOBOS Collaboration], Phys. Rev. C **72**, 051901(R) (2005).

Acknowledgements

Thanks to the STAR Collaboration for the opportunity of this project. Thanks to Professor Huan Zhong Huang and Dr. Gang Wang for mentorship, support and guidance. Thanks to Liwen Wen for help on code and data.

*e-mail: evahuang@ucla.edu