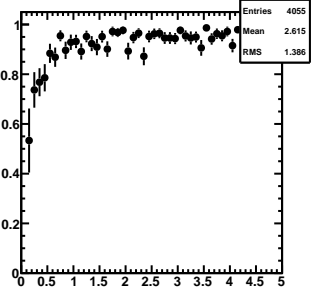
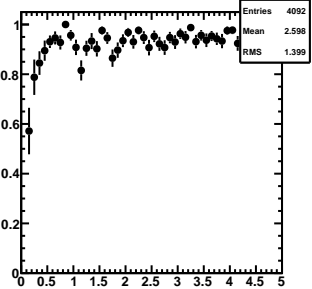


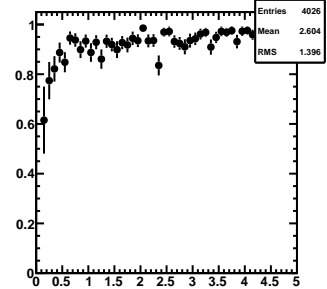
Cent(70-80), $-1.0 < \eta < -0.8$, $0\pi/6 < \phi < 1\pi/6$



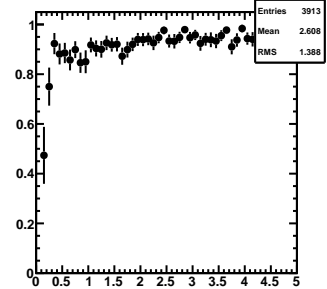
Cent(70-80), $-1.0 < \eta < -0.8$, $1\pi/6 < \phi < 2\pi/6$



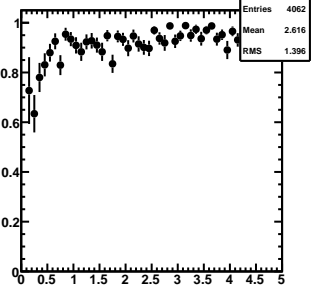
Cent(70-80), $-1.0 < \eta < -0.8$, $2\pi/6 < \phi < 3\pi/6$



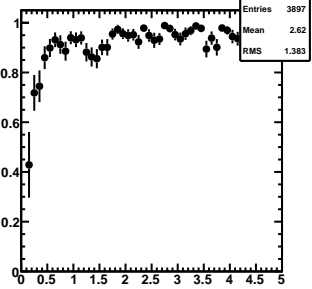
Cent(70-80), $-1.0 < \eta < -0.8$, $3\pi/6 < \phi < 4\pi/6$



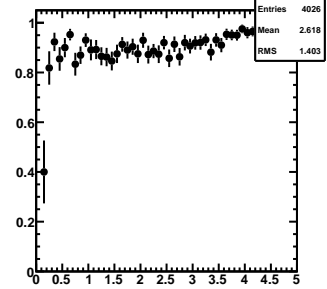
Cent(70-80), $-1.0 < \eta < -0.8$, $4\pi/6 < \phi < 5\pi/6$



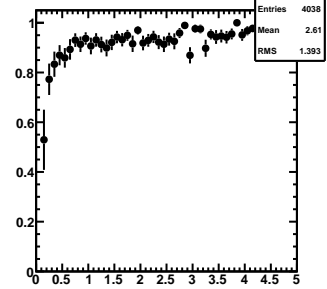
Cent(70-80), $-1.0 < \eta < -0.8$, $5\pi/6 < \phi < 6\pi/6$



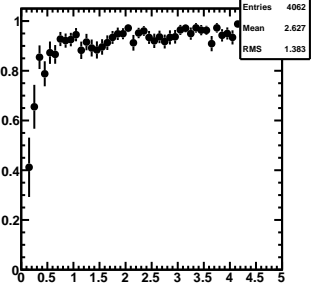
Cent(70-80), $-1.0 < \eta < -0.8$, $6\pi/6 < \phi < 7\pi/6$



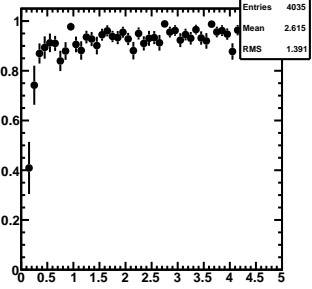
Cent(70-80), $-1.0 < \eta < -0.8$, $7\pi/6 < \phi < 8\pi/6$



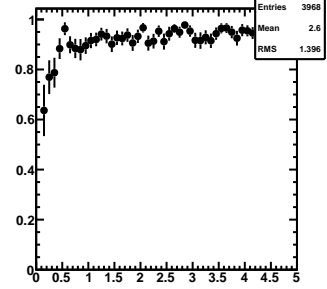
Cent(70-80), $-1.0 < \eta < -0.8$, $8\pi/6 < \phi < 9\pi/6$



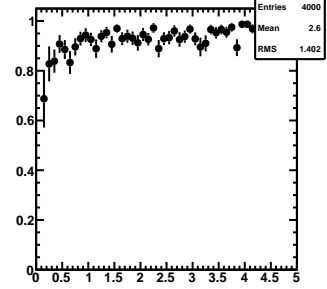
Cent(70-80), $-1.0 < \eta < -0.8$, $9\pi/6 < \phi < 10\pi/6$

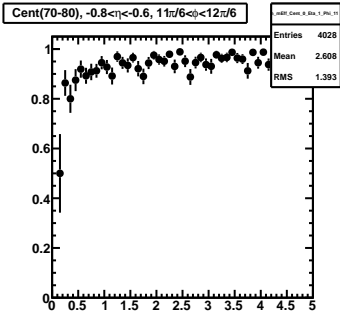
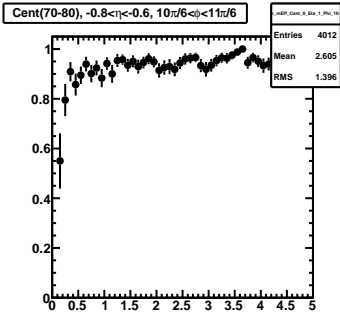
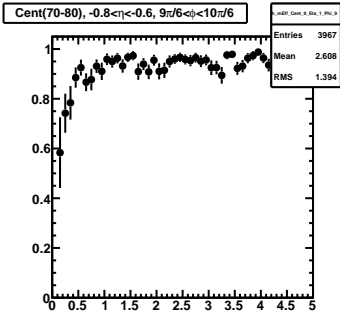
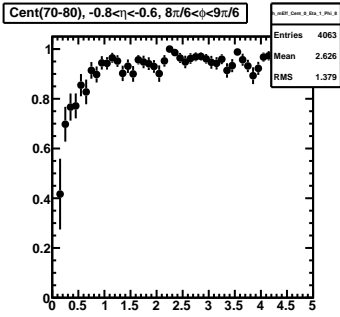
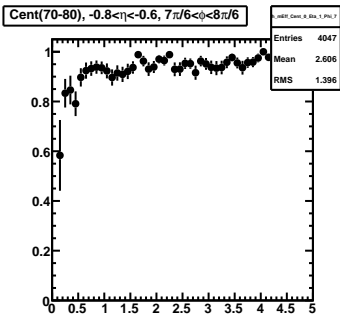
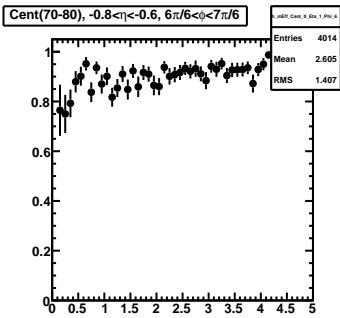
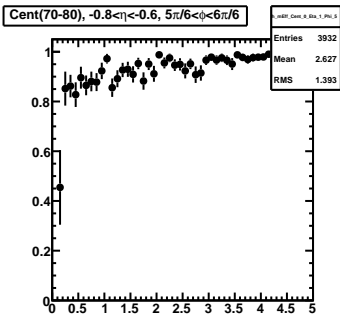
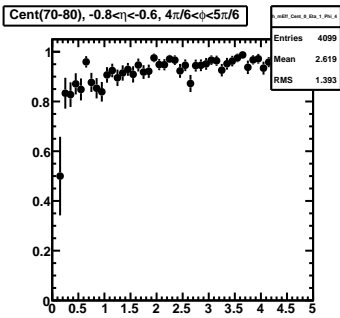
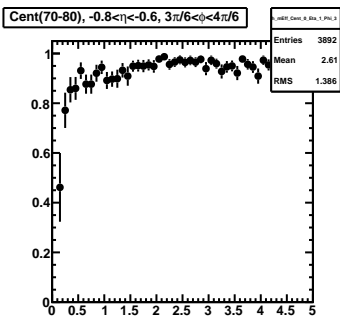
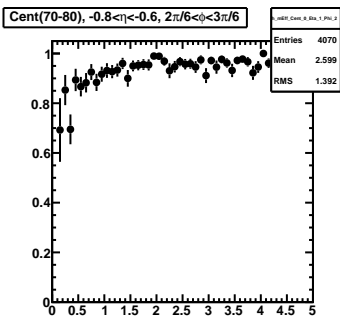
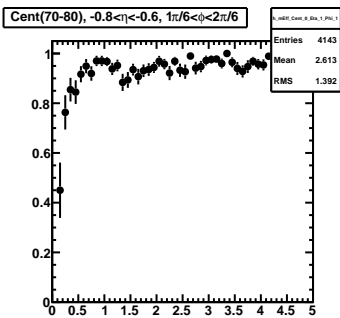
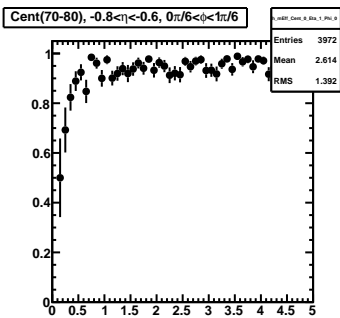


Cent(70-80), $-1.0 < \eta < -0.8$, $10\pi/6 < \phi < 11\pi/6$

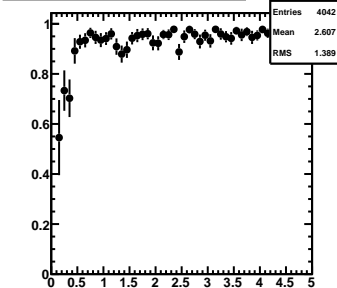


Cent(70-80), $-1.0 < \eta < -0.8$, $11\pi/6 < \phi < 12\pi/6$

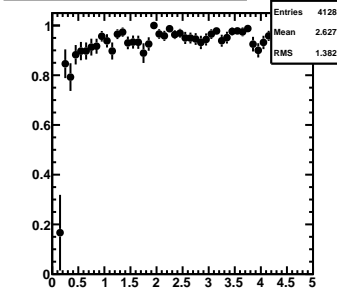




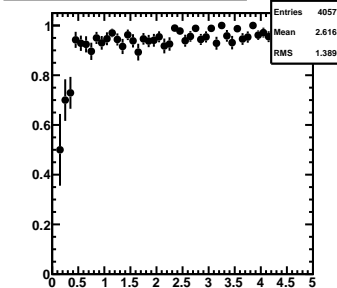
Cent(70-80), $-0.6 < \eta < -0.4$, $0\pi/6 < \phi < 1\pi/6$



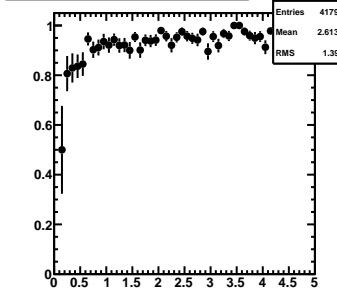
Cent(70-80), $-0.6 < \eta < -0.4$, $1\pi/6 < \phi < 2\pi/6$



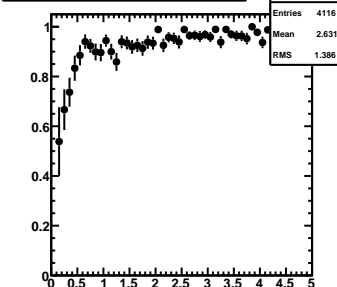
Cent(70-80), $-0.6 < \eta < -0.4$, $2\pi/6 < \phi < 3\pi/6$



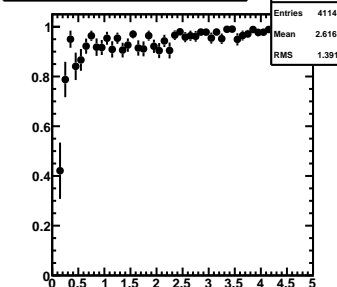
Cent(70-80), $-0.6 < \eta < -0.4$, $3\pi/6 < \phi < 4\pi/6$



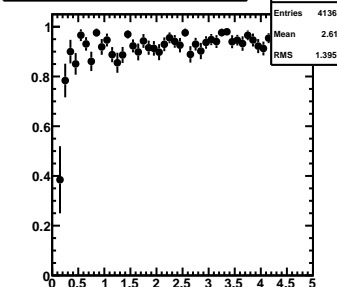
Cent(70-80), $-0.6 < \eta < -0.4$, $4\pi/6 < \phi < 5\pi/6$



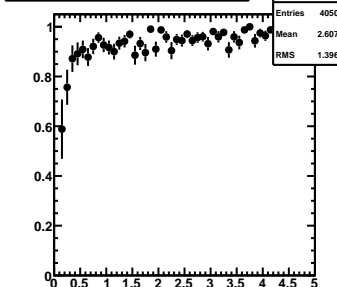
Cent(70-80), $-0.6 < \eta < -0.4$, $5\pi/6 < \phi < 6\pi/6$



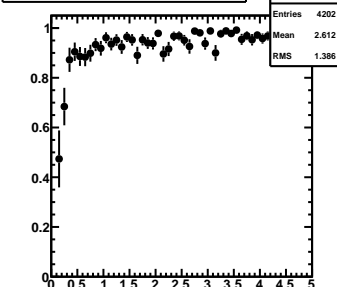
Cent(70-80), $-0.6 < \eta < -0.4$, $6\pi/6 < \phi < 7\pi/6$



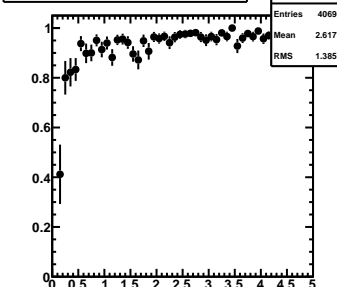
Cent(70-80), $-0.6 < \eta < -0.4$, $7\pi/6 < \phi < 8\pi/6$



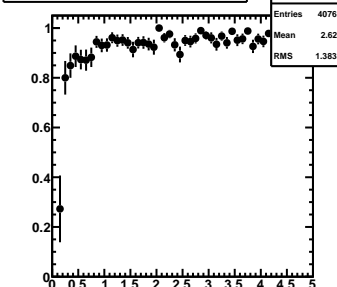
Cent(70-80), $-0.6 < \eta < -0.4$, $8\pi/6 < \phi < 9\pi/6$



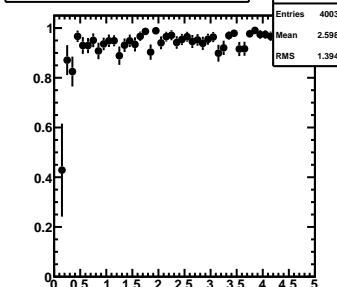
Cent(70-80), $-0.6 < \eta < -0.4$, $9\pi/6 < \phi < 10\pi/6$



Cent(70-80), $-0.6 < \eta < -0.4$, $10\pi/6 < \phi < 11\pi/6$



Cent(70-80), $-0.6 < \eta < -0.4$, $11\pi/6 < \phi < 12\pi/6$



Cent(70-80), $-0.4 < \eta < -0.2$, $0\pi/6 < \phi < 1\pi/6$

Entries 4070
Mean 2.618
RMS 1.385

Cent(70-80), $-0.4 < \eta < -0.2$, $1\pi/6 < \phi < 2\pi/6$

Entries 4117
Mean 2.61
RMS 1.395

Cent(70-80), $-0.4 < \eta < -0.2$, $2\pi/6 < \phi < 3\pi/6$

Entries 4157
Mean 2.602
RMS 1.399

Cent(70-80), $-0.4 < \eta < -0.2$, $3\pi/6 < \phi < 4\pi/6$

Entries 4148
Mean 2.629
RMS 1.38

Cent(70-80), $-0.4 < \eta < -0.2$, $4\pi/6 < \phi < 5\pi/6$

Entries 4036
Mean 2.62
RMS 1.389

Cent(70-80), $-0.4 < \eta < -0.2$, $5\pi/6 < \phi < 6\pi/6$

Entries 4014
Mean 2.63
RMS 1.386

Cent(70-80), $-0.4 < \eta < -0.2$, $6\pi/6 < \phi < 7\pi/6$

Entries 4291
Mean 2.616
RMS 1.4

Cent(70-80), $-0.4 < \eta < -0.2$, $7\pi/6 < \phi < 8\pi/6$

Entries 4140
Mean 2.622
RMS 1.381

Cent(70-80), $-0.4 < \eta < -0.2$, $8\pi/6 < \phi < 9\pi/6$

Entries 4167
Mean 2.618
RMS 1.387

Cent(70-80), $-0.4 < \eta < -0.2$, $9\pi/6 < \phi < 10\pi/6$

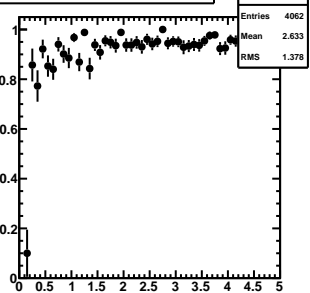
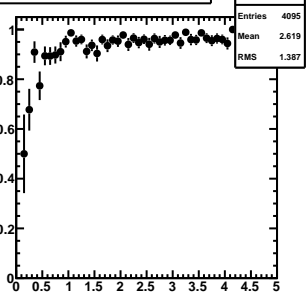
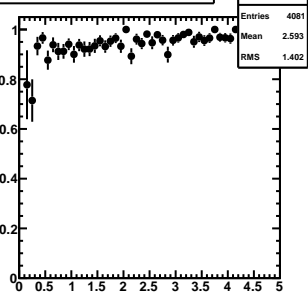
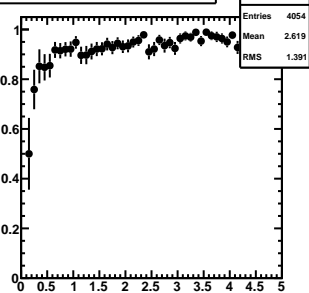
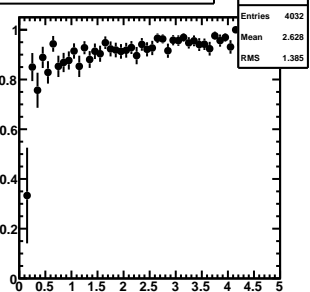
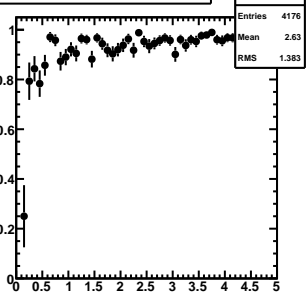
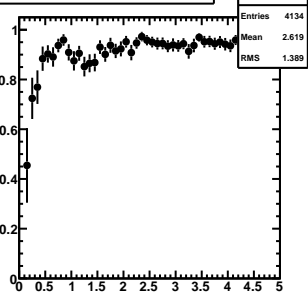
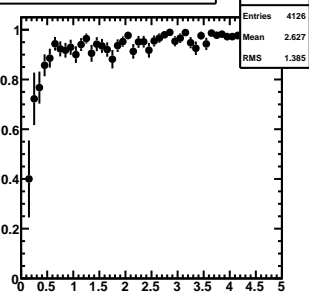
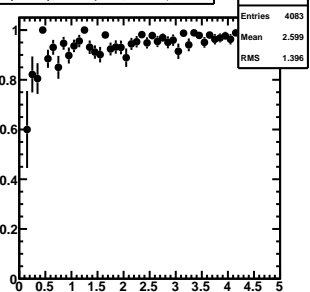
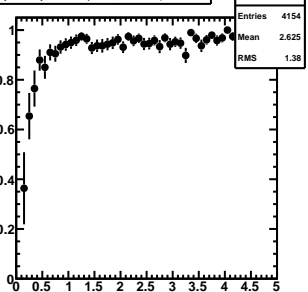
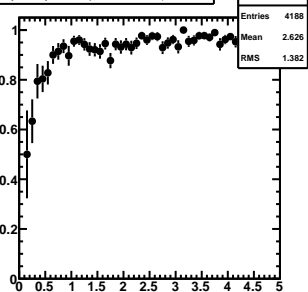
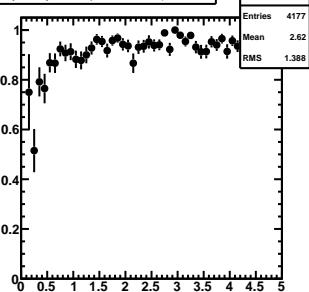
Entries 4044
Mean 2.63
RMS 1.384

Cent(70-80), $-0.4 < \eta < -0.2$, $10\pi/6 < \phi < 11\pi/6$

Entries 4092
Mean 2.608
RMS 1.395

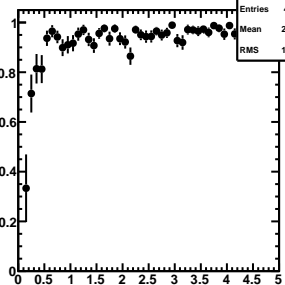
Cent(70-80), $-0.4 < \eta < -0.2$, $11\pi/6 < \phi < 12\pi/6$

Entries 4107
Mean 2.605
RMS 1.392

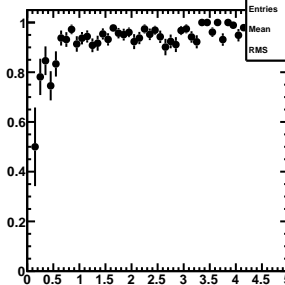
Cent(70-80), $-0.2 < \eta < 0.0$, $0\pi/6 < \phi < 1\pi/6$ Cent(70-80), $-0.2 < \eta < 0.0$, $1\pi/6 < \phi < 2\pi/6$ Cent(70-80), $-0.2 < \eta < 0.0$, $2\pi/6 < \phi < 3\pi/6$ Cent(70-80), $-0.2 < \eta < 0.0$, $3\pi/6 < \phi < 4\pi/6$ Cent(70-80), $-0.2 < \eta < 0.0$, $4\pi/6 < \phi < 5\pi/6$ Cent(70-80), $-0.2 < \eta < 0.0$, $5\pi/6 < \phi < 6\pi/6$ Cent(70-80), $-0.2 < \eta < 0.0$, $6\pi/6 < \phi < 7\pi/6$ Cent(70-80), $-0.2 < \eta < 0.0$, $7\pi/6 < \phi < 8\pi/6$ Cent(70-80), $-0.2 < \eta < 0.0$, $8\pi/6 < \phi < 9\pi/6$ Cent(70-80), $-0.2 < \eta < 0.0$, $9\pi/6 < \phi < 10\pi/6$ Cent(70-80), $-0.2 < \eta < 0.0$, $10\pi/6 < \phi < 11\pi/6$ Cent(70-80), $-0.2 < \eta < 0.0$, $11\pi/6 < \phi < 12\pi/6$ 

Cent(70-80), $0.0 < \eta < 0.2$, $0\pi/6 < \phi < 1\pi/6$

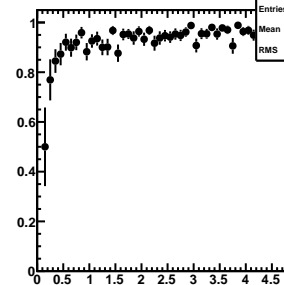
√s [GeV], D_{ch}, S, D_{ch}, S, P_{ch}, L
 Entries 4115
 Mean 2.628
 RMS 1.385

Cent(70-80), $0.0 < \eta < 0.2$, $1\pi/6 < \phi < 2\pi/6$

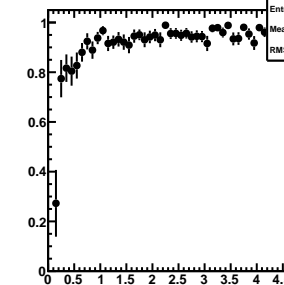
√s [GeV], D_{ch}, S, D_{ch}, S, P_{ch}, L
 Entries 4175
 Mean 2.617
 RMS 1.389

Cent(70-80), $0.0 < \eta < 0.2$, $2\pi/6 < \phi < 3\pi/6$

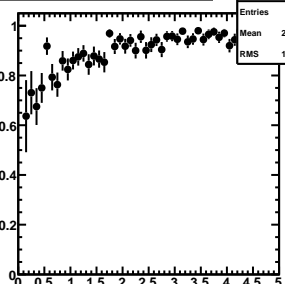
√s [GeV], D_{ch}, S, D_{ch}, S, P_{ch}, L
 Entries 4208
 Mean 2.612
 RMS 1.393

Cent(70-80), $0.0 < \eta < 0.2$, $3\pi/6 < \phi < 4\pi/6$

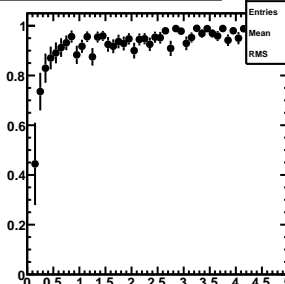
√s [GeV], D_{ch}, S, D_{ch}, S, P_{ch}, L
 Entries 4123
 Mean 2.631
 RMS 1.38

Cent(70-80), $0.0 < \eta < 0.2$, $4\pi/6 < \phi < 5\pi/6$

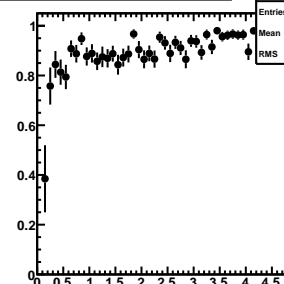
√s [GeV], D_{ch}, S, D_{ch}, S, P_{ch}, L
 Entries 4061
 Mean 2.644
 RMS 1.385

Cent(70-80), $0.0 < \eta < 0.2$, $5\pi/6 < \phi < 6\pi/6$

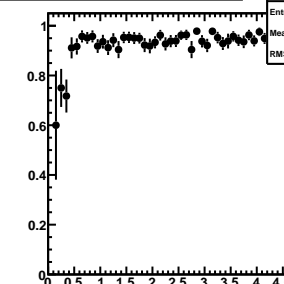
√s [GeV], D_{ch}, S, D_{ch}, S, P_{ch}, L
 Entries 4162
 Mean 2.62
 RMS 1.388

Cent(70-80), $0.0 < \eta < 0.2$, $6\pi/6 < \phi < 7\pi/6$

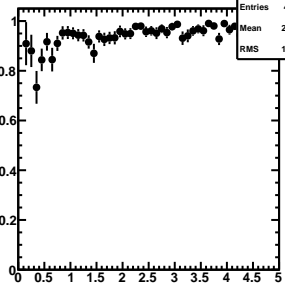
√s [GeV], D_{ch}, S, D_{ch}, S, P_{ch}, L
 Entries 4215
 Mean 2.638
 RMS 1.392

Cent(70-80), $0.0 < \eta < 0.2$, $7\pi/6 < \phi < 8\pi/6$

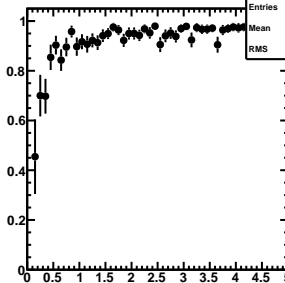
√s [GeV], D_{ch}, S, D_{ch}, S, P_{ch}, L
 Entries 4108
 Mean 2.601
 RMS 1.395

Cent(70-80), $0.0 < \eta < 0.2$, $8\pi/6 < \phi < 9\pi/6$

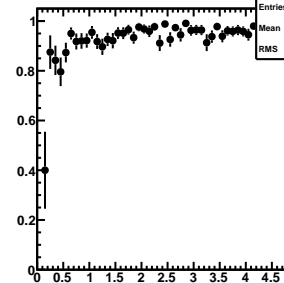
√s [GeV], D_{ch}, S, D_{ch}, S, P_{ch}, L
 Entries 4186
 Mean 2.593
 RMS 1.403

Cent(70-80), $0.0 < \eta < 0.2$, $9\pi/6 < \phi < 10\pi/6$

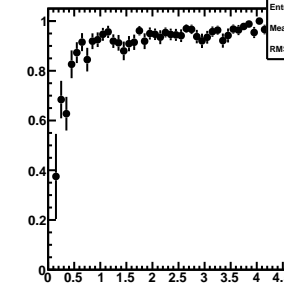
√s [GeV], D_{ch}, S, D_{ch}, S, P_{ch}, L
 Entries 4046
 Mean 2.63
 RMS 1.382

Cent(70-80), $0.0 < \eta < 0.2$, $10\pi/6 < \phi < 11\pi/6$

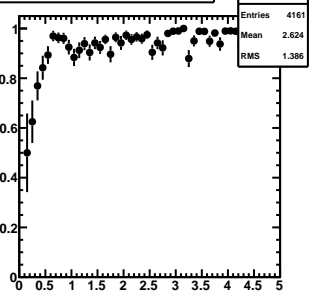
√s [GeV], D_{ch}, S, D_{ch}, S, P_{ch}, L
 Entries 4008
 Mean 2.617
 RMS 1.39

Cent(70-80), $0.0 < \eta < 0.2$, $11\pi/6 < \phi < 12\pi/6$

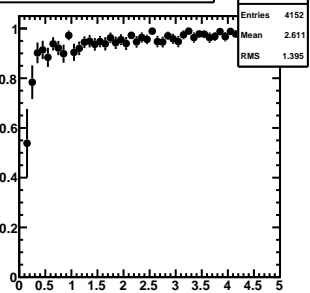
√s [GeV], D_{ch}, S, D_{ch}, S, P_{ch}, L
 Entries 3988
 Mean 2.642
 RMS 1.379



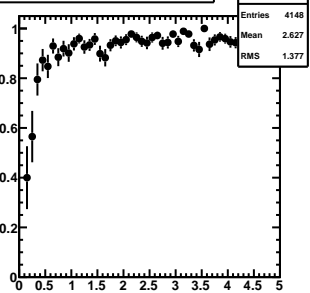
Cent(70-80), $0.2 < \eta < 0.4$, $0\pi/6 < \phi < 1\pi/6$



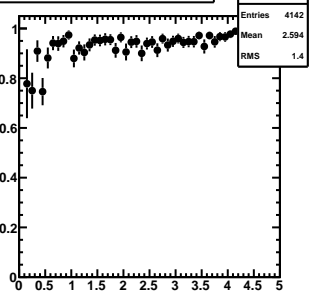
Cent(70-80), $0.2 < \eta < 0.4$, $1\pi/6 < \phi < 2\pi/6$



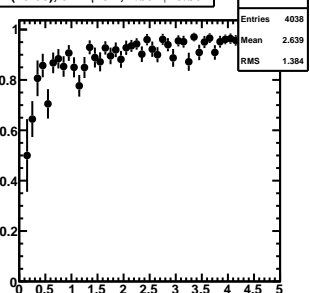
Cent(70-80), $0.2 < \eta < 0.4$, $2\pi/6 < \phi < 3\pi/6$



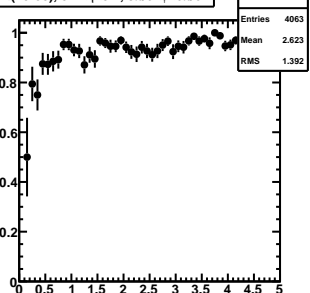
Cent(70-80), $0.2 < \eta < 0.4$, $3\pi/6 < \phi < 4\pi/6$



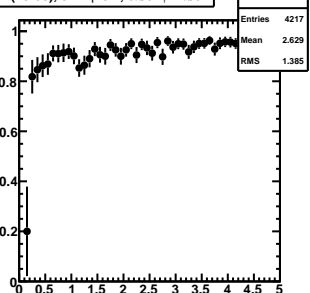
Cent(70-80), $0.2 < \eta < 0.4$, $4\pi/6 < \phi < 5\pi/6$



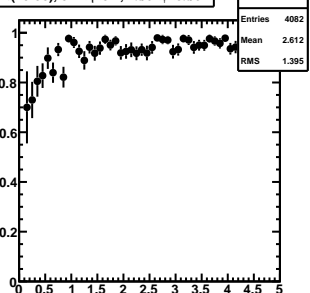
Cent(70-80), $0.2 < \eta < 0.4$, $5\pi/6 < \phi < 6\pi/6$



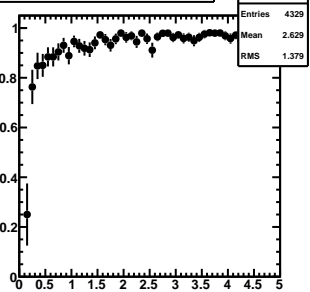
Cent(70-80), $0.2 < \eta < 0.4$, $6\pi/6 < \phi < 7\pi/6$



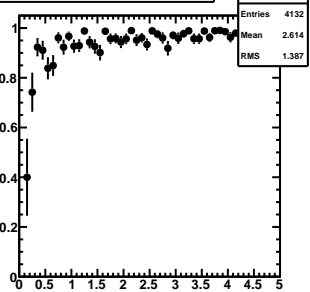
Cent(70-80), $0.2 < \eta < 0.4$, $7\pi/6 < \phi < 8\pi/6$



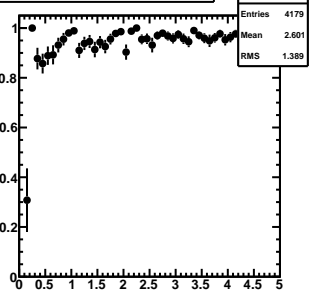
Cent(70-80), $0.2 < \eta < 0.4$, $8\pi/6 < \phi < 9\pi/6$



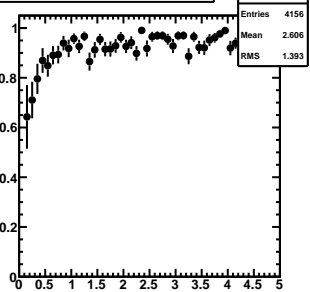
Cent(70-80), $0.2 < \eta < 0.4$, $9\pi/6 < \phi < 10\pi/6$



Cent(70-80), $0.2 < \eta < 0.4$, $10\pi/6 < \phi < 11\pi/6$



Cent(70-80), $0.2 < \eta < 0.4$, $11\pi/6 < \phi < 12\pi/6$



Cent(70-80), $0.4 < \eta < 0.6$, $0\pi/6 < \phi < 1\pi/6$

Entries 4081
Mean 2.619
RMS 1.387

Cent(70-80), $0.4 < \eta < 0.6$, $1\pi/6 < \phi < 2\pi/6$

Entries 4078
Mean 2.62
RMS 1.388

Cent(70-80), $0.4 < \eta < 0.6$, $2\pi/6 < \phi < 3\pi/6$

Entries 4096
Mean 2.624
RMS 1.384

Cent(70-80), $0.4 < \eta < 0.6$, $3\pi/6 < \phi < 4\pi/6$

Entries 4033
Mean 2.589
RMS 1.408

Cent(70-80), $0.4 < \eta < 0.6$, $4\pi/6 < \phi < 5\pi/6$

Entries 3945
Mean 2.64
RMS 1.391

Cent(70-80), $0.4 < \eta < 0.6$, $5\pi/6 < \phi < 6\pi/6$

Entries 4026
Mean 2.62
RMS 1.381

Cent(70-80), $0.4 < \eta < 0.6$, $6\pi/6 < \phi < 7\pi/6$

Entries 4032
Mean 2.616
RMS 1.396

Cent(70-80), $0.4 < \eta < 0.6$, $7\pi/6 < \phi < 8\pi/6$

Entries 4043
Mean 2.596
RMS 1.397

Cent(70-80), $0.4 < \eta < 0.6$, $8\pi/6 < \phi < 9\pi/6$

Entries 4011
Mean 2.645
RMS 1.374

Cent(70-80), $0.4 < \eta < 0.6$, $9\pi/6 < \phi < 10\pi/6$

Entries 4007
Mean 2.597
RMS 1.395

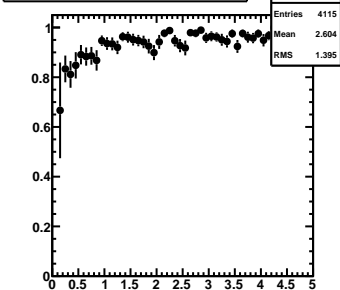
Cent(70-80), $0.4 < \eta < 0.6$, $10\pi/6 < \phi < 11\pi/6$

Entries 4184
Mean 2.604
RMS 1.395

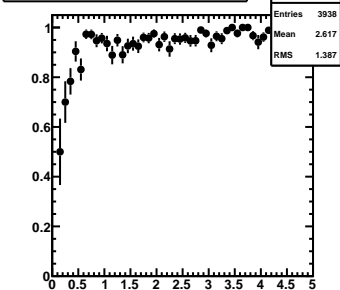
Cent(70-80), $0.4 < \eta < 0.6$, $11\pi/6 < \phi < 12\pi/6$

Entries 4081
Mean 2.619
RMS 1.383

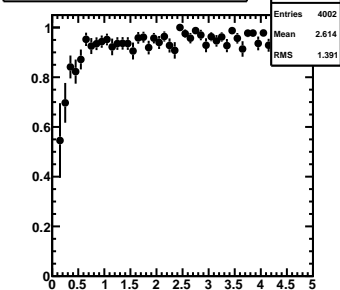
Cent(70-80), $0.6 < \eta < 0.8$, $0\pi/6 < \phi < 1\pi/6$



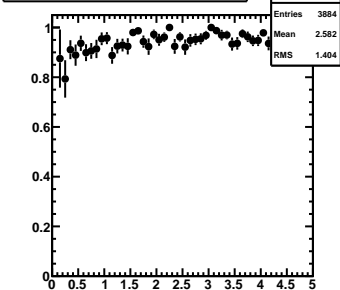
Cent(70-80), $0.6 < \eta < 0.8$, $1\pi/6 < \phi < 2\pi/6$



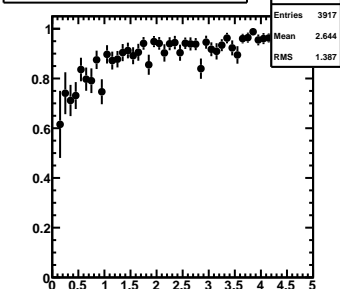
Cent(70-80), $0.6 < \eta < 0.8$, $2\pi/6 < \phi < 3\pi/6$



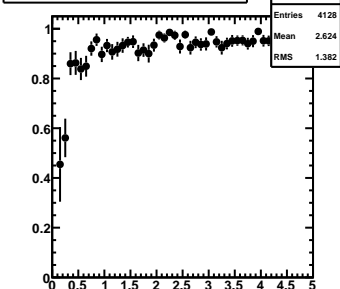
Cent(70-80), $0.6 < \eta < 0.8$, $3\pi/6 < \phi < 4\pi/6$



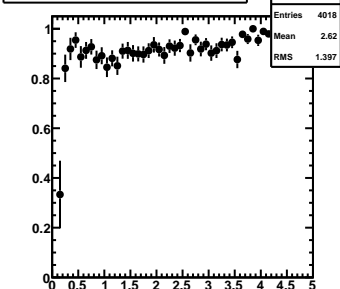
Cent(70-80), $0.6 < \eta < 0.8$, $4\pi/6 < \phi < 5\pi/6$



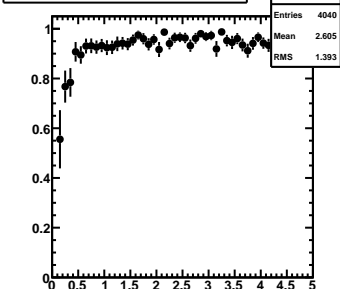
Cent(70-80), $0.6 < \eta < 0.8$, $5\pi/6 < \phi < 6\pi/6$



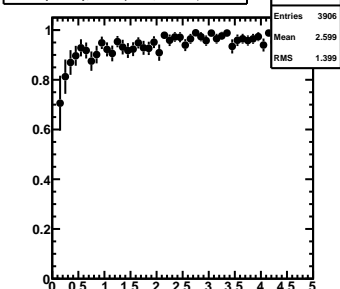
Cent(70-80), $0.6 < \eta < 0.8$, $6\pi/6 < \phi < 7\pi/6$



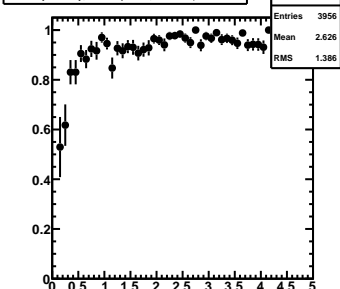
Cent(70-80), $0.6 < \eta < 0.8$, $7\pi/6 < \phi < 8\pi/6$



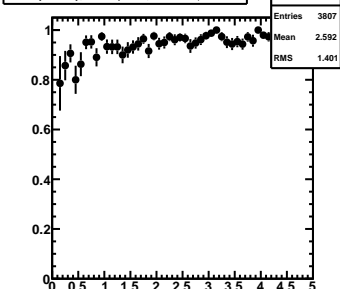
Cent(70-80), $0.6 < \eta < 0.8$, $8\pi/6 < \phi < 9\pi/6$



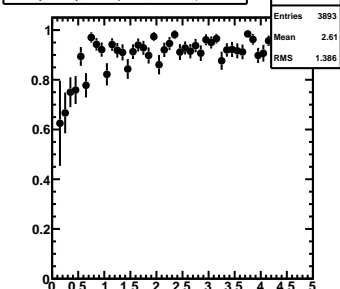
Cent(70-80), $0.6 < \eta < 0.8$, $9\pi/6 < \phi < 10\pi/6$



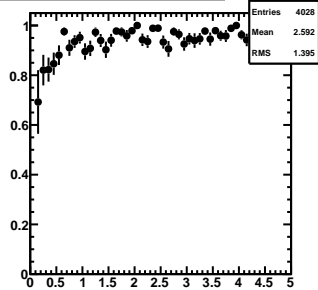
Cent(70-80), $0.6 < \eta < 0.8$, $10\pi/6 < \phi < 11\pi/6$



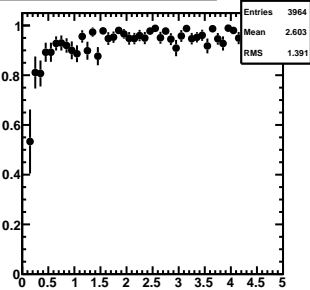
Cent(70-80), $0.6 < \eta < 0.8$, $11\pi/6 < \phi < 12\pi/6$



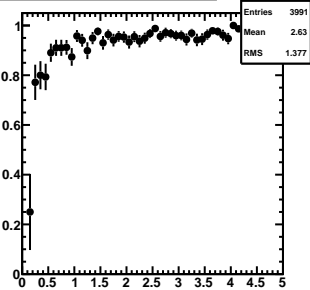
Cent(70-80), $0.8 < \eta < 1.0$, $0\pi/6 < \phi < 1\pi/6$



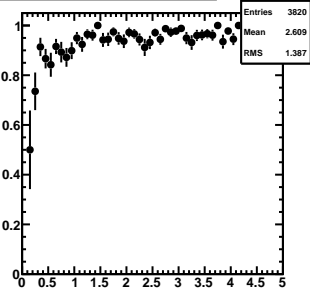
Cent(70-80), $0.8 < \eta < 1.0$, $1\pi/6 < \phi < 2\pi/6$



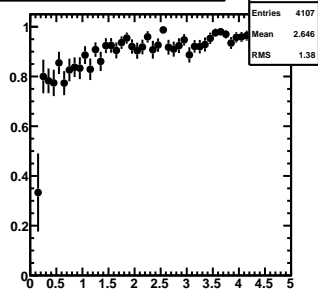
Cent(70-80), $0.8 < \eta < 1.0$, $2\pi/6 < \phi < 3\pi/6$



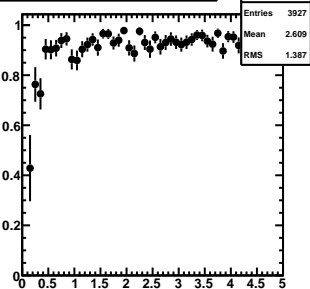
Cent(70-80), $0.8 < \eta < 1.0$, $3\pi/6 < \phi < 4\pi/6$



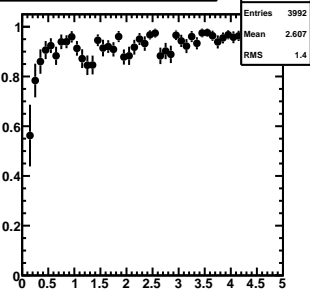
Cent(70-80), $0.8 < \eta < 1.0$, $4\pi/6 < \phi < 5\pi/6$



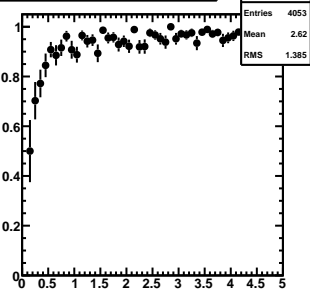
Cent(70-80), $0.8 < \eta < 1.0$, $5\pi/6 < \phi < 6\pi/6$



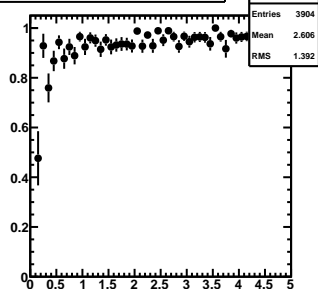
Cent(70-80), $0.8 < \eta < 1.0$, $6\pi/6 < \phi < 7\pi/6$



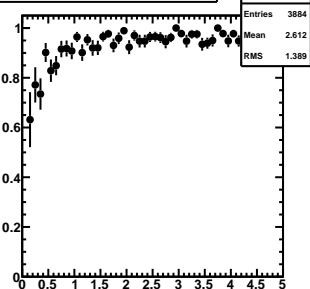
Cent(70-80), $0.8 < \eta < 1.0$, $7\pi/6 < \phi < 8\pi/6$



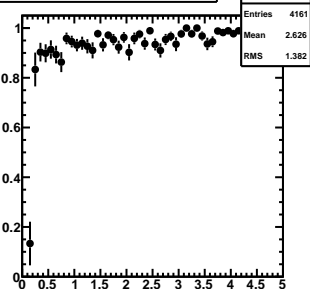
Cent(70-80), $0.8 < \eta < 1.0$, $8\pi/6 < \phi < 9\pi/6$



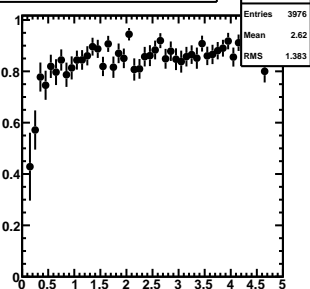
Cent(70-80), $0.8 < \eta < 1.0$, $9\pi/6 < \phi < 10\pi/6$

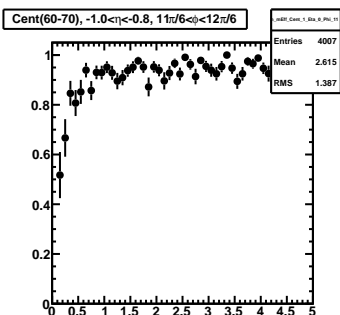
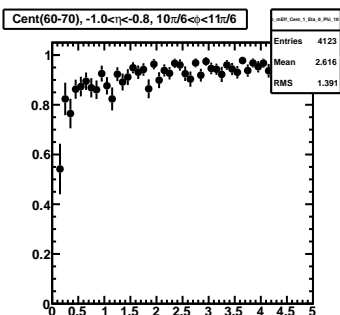
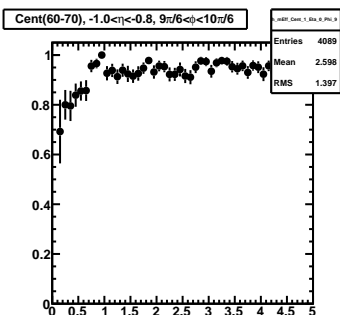
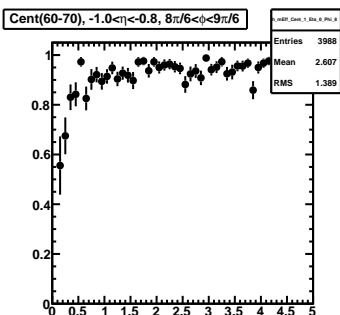
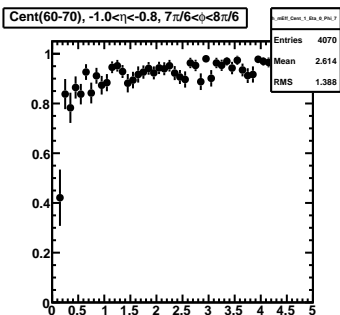
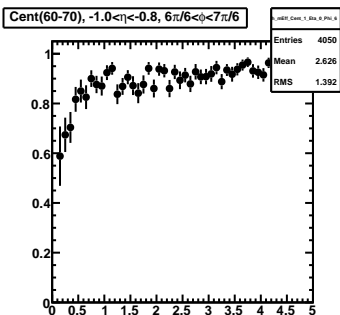
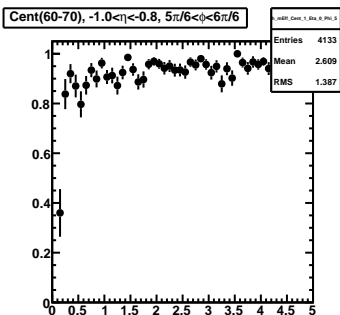
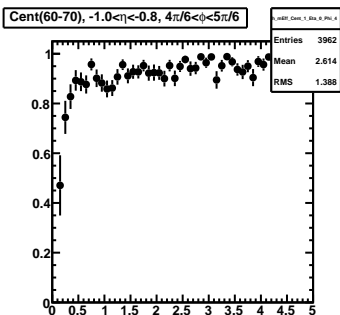
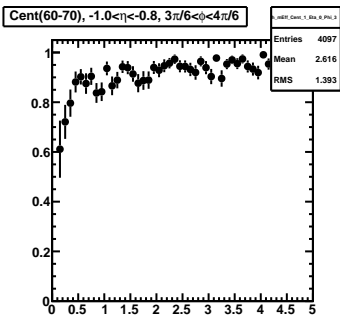
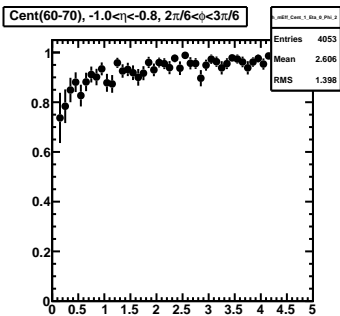
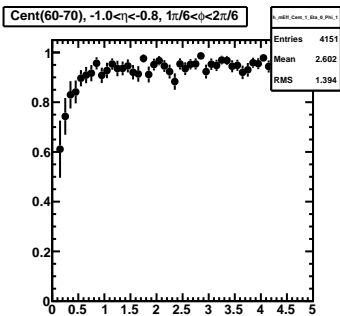
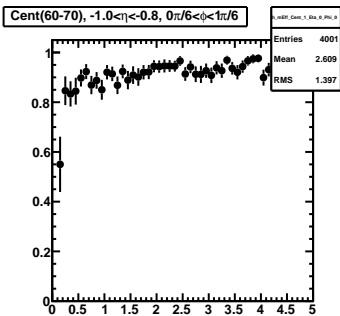


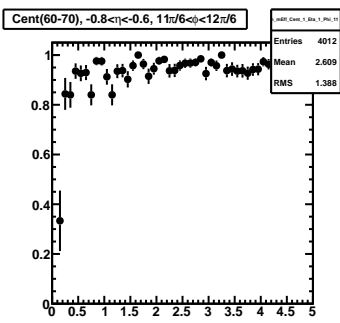
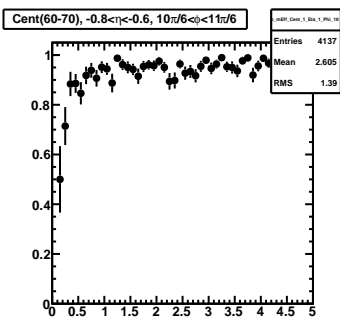
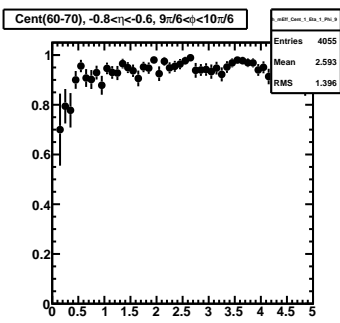
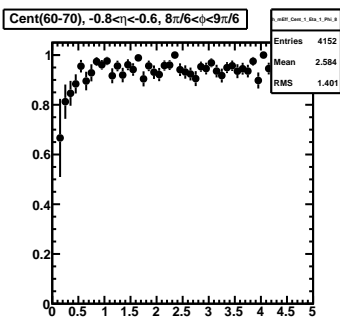
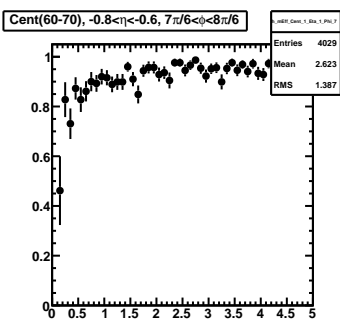
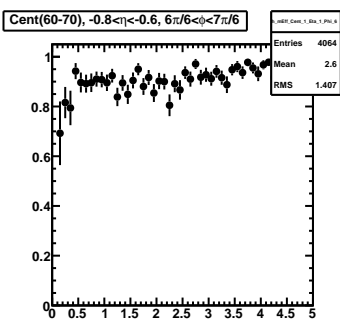
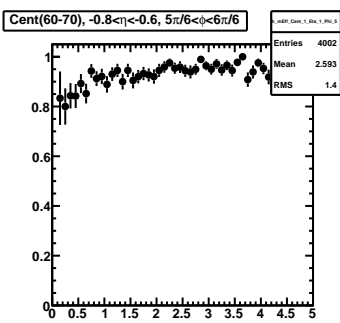
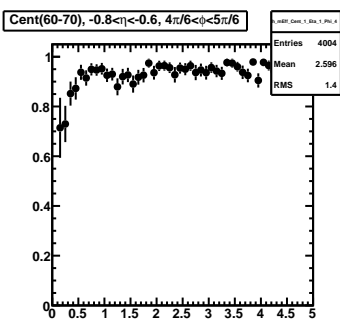
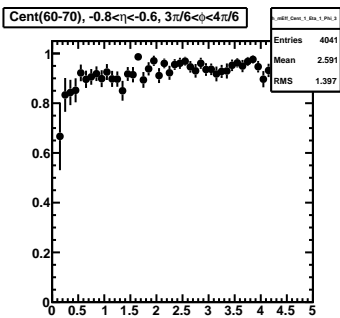
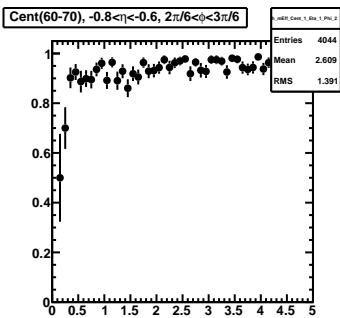
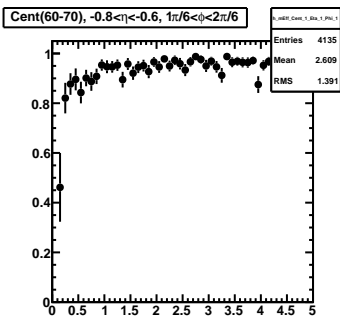
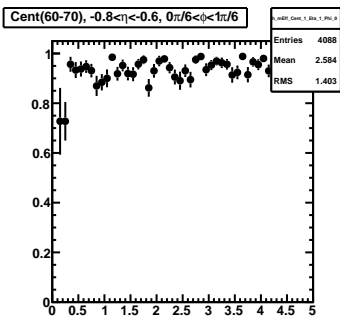
Cent(70-80), $0.8 < \eta < 1.0$, $10\pi/6 < \phi < 11\pi/6$



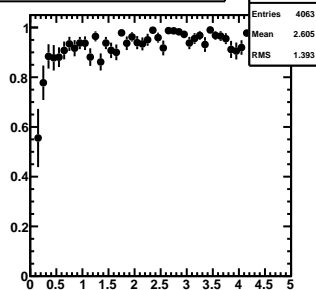
Cent(70-80), $0.8 < \eta < 1.0$, $11\pi/6 < \phi < 12\pi/6$



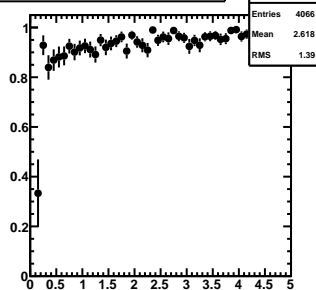




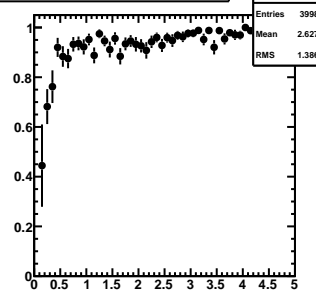
Cent(60-70), $-0.6 < \eta < -0.4$, $0\pi/6 < \phi < 1\pi/6$



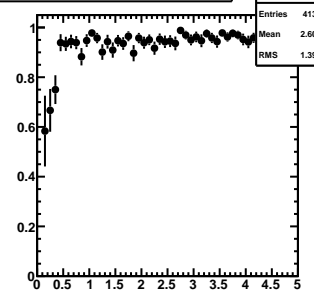
Cent(60-70), $-0.6 < \eta < -0.4$, $1\pi/6 < \phi < 2\pi/6$



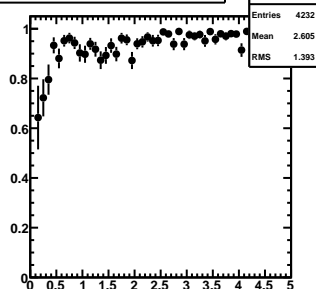
Cent(60-70), $-0.6 < \eta < -0.4$, $2\pi/6 < \phi < 3\pi/6$



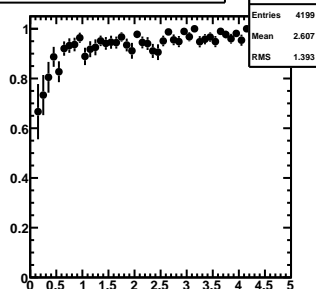
Cent(60-70), $-0.6 < \eta < -0.4$, $3\pi/6 < \phi < 4\pi/6$



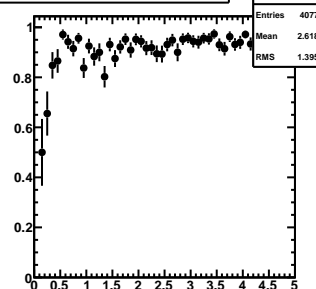
Cent(60-70), $-0.6 < \eta < -0.4$, $4\pi/6 < \phi < 5\pi/6$



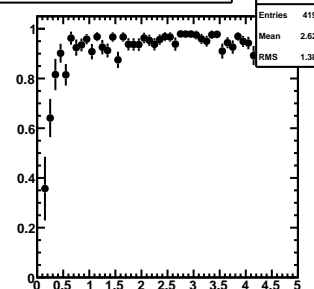
Cent(60-70), $-0.6 < \eta < -0.4$, $5\pi/6 < \phi < 6\pi/6$



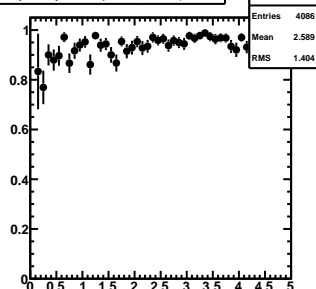
Cent(60-70), $-0.6 < \eta < -0.4$, $6\pi/6 < \phi < 7\pi/6$



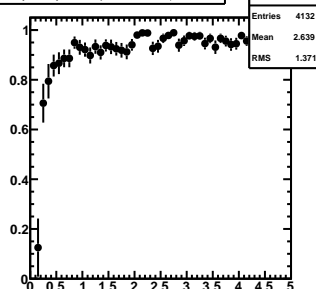
Cent(60-70), $-0.6 < \eta < -0.4$, $7\pi/6 < \phi < 8\pi/6$



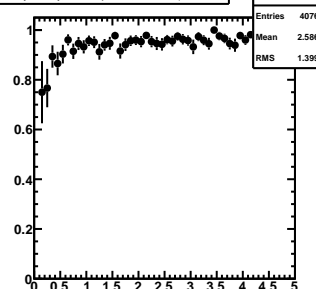
Cent(60-70), $-0.6 < \eta < -0.4$, $8\pi/6 < \phi < 9\pi/6$



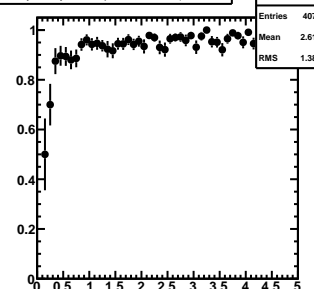
Cent(60-70), $-0.6 < \eta < -0.4$, $9\pi/6 < \phi < 10\pi/6$

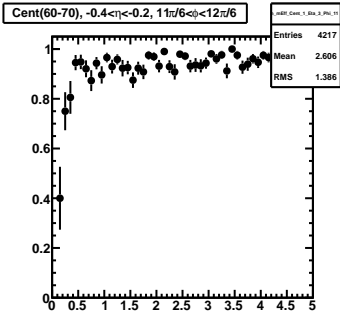
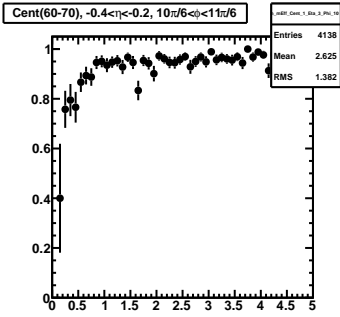
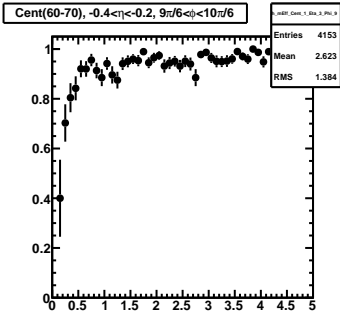
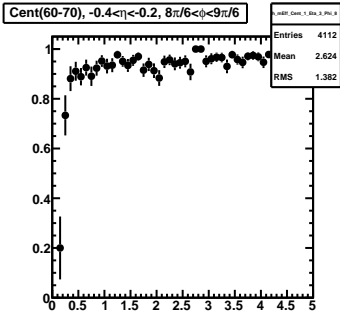
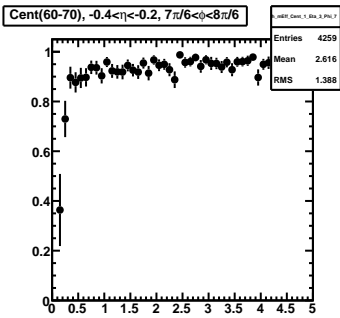
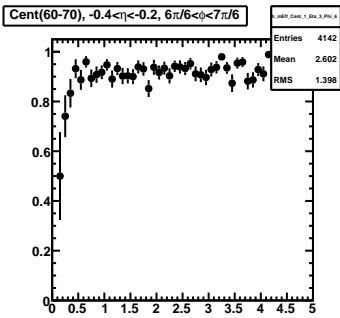
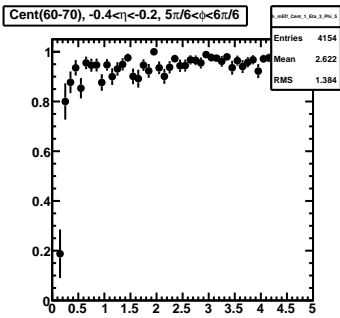
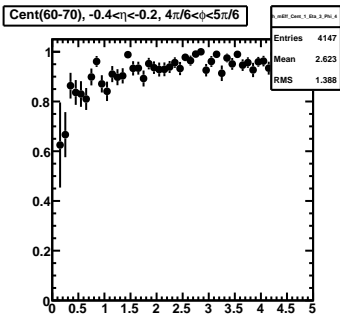
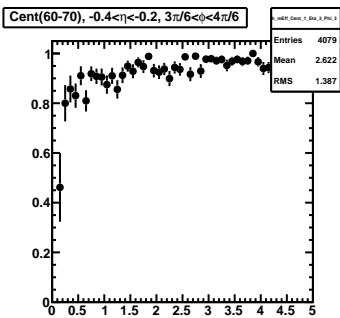
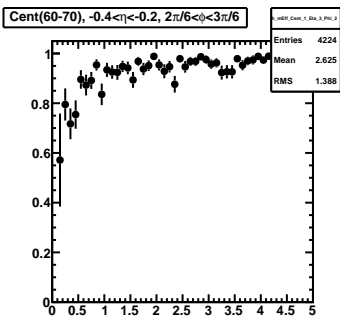
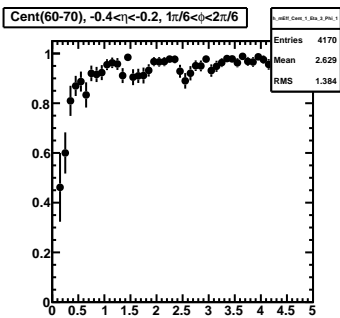
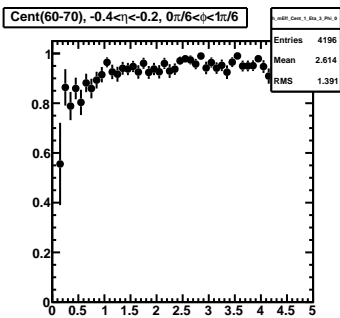


Cent(60-70), $-0.6 < \eta < -0.4$, $10\pi/6 < \phi < 11\pi/6$



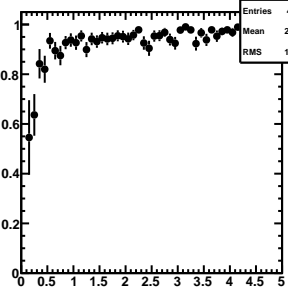
Cent(60-70), $-0.6 < \eta < -0.4$, $11\pi/6 < \phi < 12\pi/6$



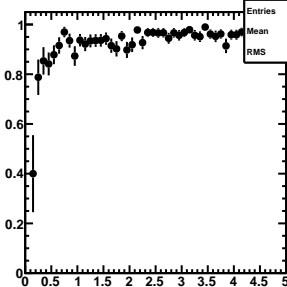


Cent(60-70), $-0.2 < \eta < 0.0$, $0\pi/6 < \phi < 1\pi/6$

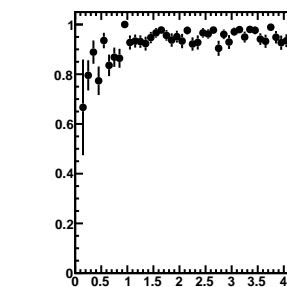
Entries 4195
Mean 2.618
RMS 1.388

Cent(60-70), $-0.2 < \eta < 0.0$, $1\pi/6 < \phi < 2\pi/6$

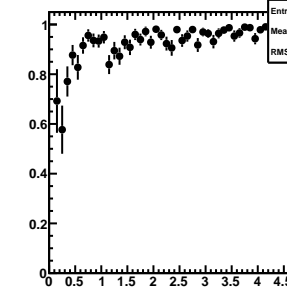
Entries 4274
Mean 2.618
RMS 1.389

Cent(60-70), $-0.2 < \eta < 0.0$, $2\pi/6 < \phi < 3\pi/6$

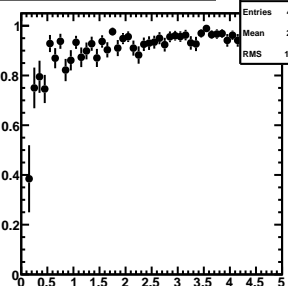
Entries 4163
Mean 2.604
RMS 1.396

Cent(60-70), $-0.2 < \eta < 0.0$, $3\pi/6 < \phi < 4\pi/6$

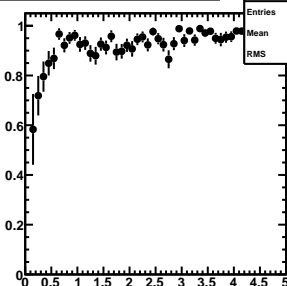
Entries 4183
Mean 2.618
RMS 1.387

Cent(60-70), $-0.2 < \eta < 0.0$, $4\pi/6 < \phi < 5\pi/6$

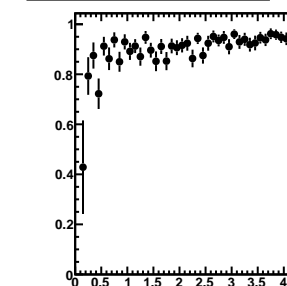
Entries 4055
Mean 2.631
RMS 1.382

Cent(60-70), $-0.2 < \eta < 0.0$, $5\pi/6 < \phi < 6\pi/6$

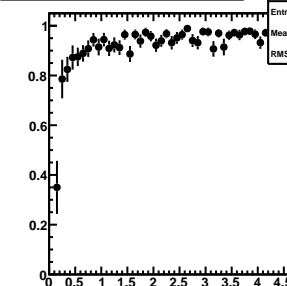
Entries 4217
Mean 2.614
RMS 1.395

Cent(60-70), $-0.2 < \eta < 0.0$, $6\pi/6 < \phi < 7\pi/6$

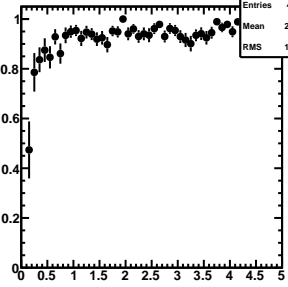
Entries 4127
Mean 2.622
RMS 1.393

Cent(60-70), $-0.2 < \eta < 0.0$, $7\pi/6 < \phi < 8\pi/6$

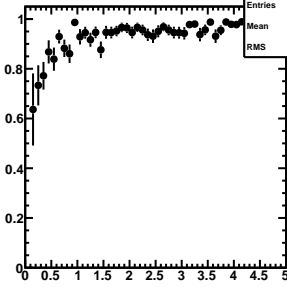
Entries 4070
Mean 2.617
RMS 1.384

Cent(60-70), $-0.2 < \eta < 0.0$, $8\pi/6 < \phi < 9\pi/6$

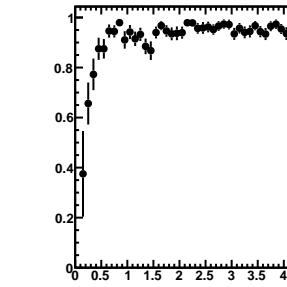
Entries 4174
Mean 2.614
RMS 1.393

Cent(60-70), $-0.2 < \eta < 0.0$, $9\pi/6 < \phi < 10\pi/6$

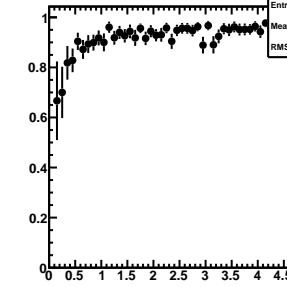
Entries 4182
Mean 2.615
RMS 1.391

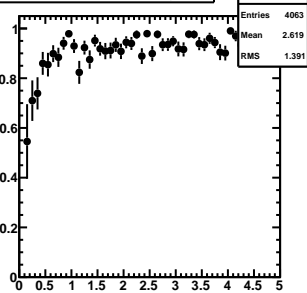
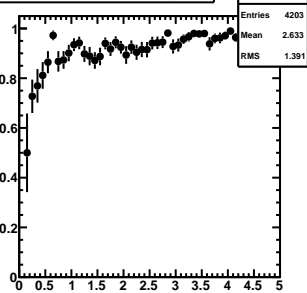
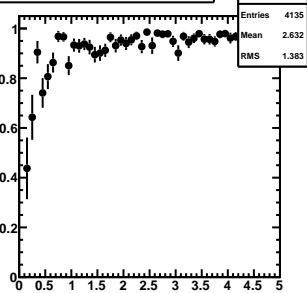
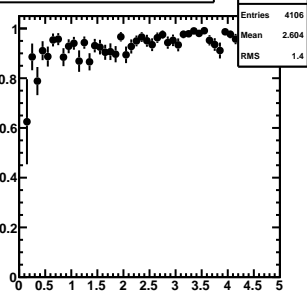
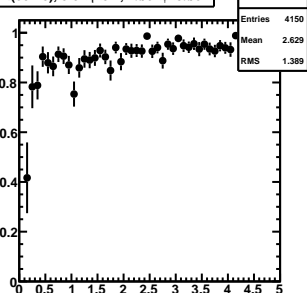
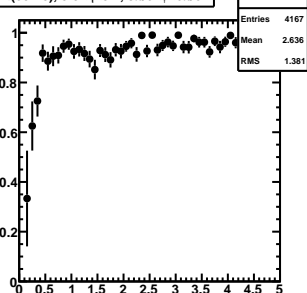
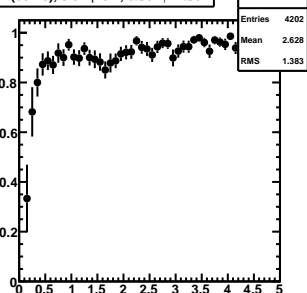
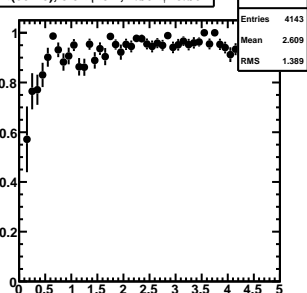
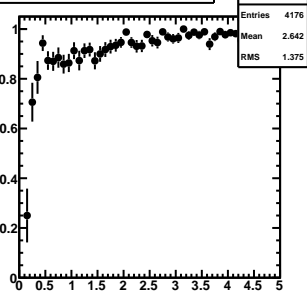
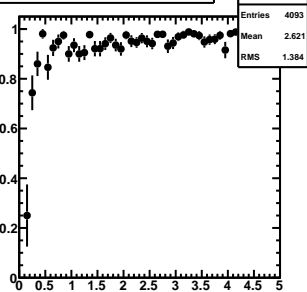
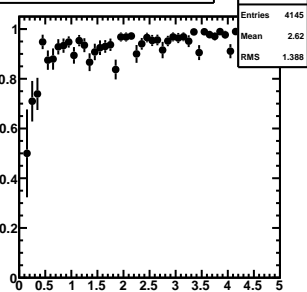
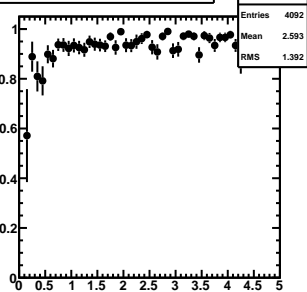
Cent(60-70), $-0.2 < \eta < 0.0$, $10\pi/6 < \phi < 11\pi/6$

Entries 4189
Mean 2.623
RMS 1.382

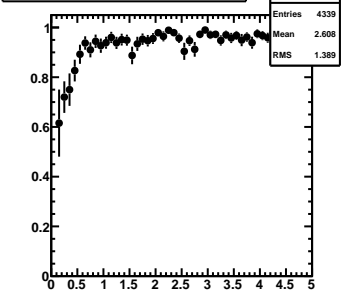
Cent(60-70), $-0.2 < \eta < 0.0$, $11\pi/6 < \phi < 12\pi/6$

Entries 4209
Mean 2.607
RMS 1.394

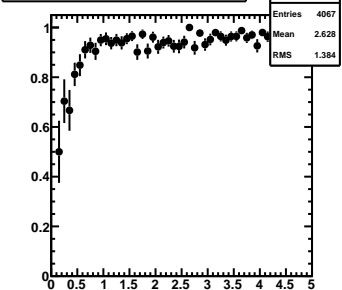


Cent(60-70), $0.0 < \eta < 0.2$, $0\pi/6 < \phi < 1\pi/6$ Cent(60-70), $0.0 < \eta < 0.2$, $1\pi/6 < \phi < 2\pi/6$ Cent(60-70), $0.0 < \eta < 0.2$, $2\pi/6 < \phi < 3\pi/6$ Cent(60-70), $0.0 < \eta < 0.2$, $3\pi/6 < \phi < 4\pi/6$ Cent(60-70), $0.0 < \eta < 0.2$, $4\pi/6 < \phi < 5\pi/6$ Cent(60-70), $0.0 < \eta < 0.2$, $5\pi/6 < \phi < 6\pi/6$ Cent(60-70), $0.0 < \eta < 0.2$, $6\pi/6 < \phi < 7\pi/6$ Cent(60-70), $0.0 < \eta < 0.2$, $7\pi/6 < \phi < 8\pi/6$ Cent(60-70), $0.0 < \eta < 0.2$, $8\pi/6 < \phi < 9\pi/6$ Cent(60-70), $0.0 < \eta < 0.2$, $9\pi/6 < \phi < 10\pi/6$ Cent(60-70), $0.0 < \eta < 0.2$, $10\pi/6 < \phi < 11\pi/6$ Cent(60-70), $0.0 < \eta < 0.2$, $11\pi/6 < \phi < 12\pi/6$ 

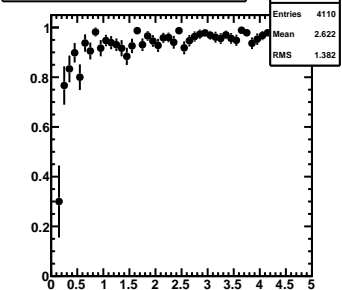
Cent(60-70), $0.2 < \eta < 0.4$, $0\pi/6 < \phi < 1\pi/6$



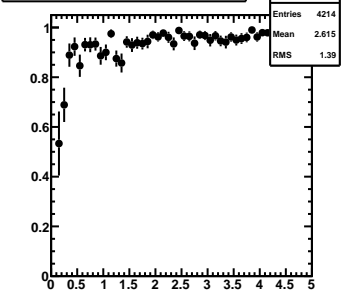
Cent(60-70), $0.2 < \eta < 0.4$, $1\pi/6 < \phi < 2\pi/6$



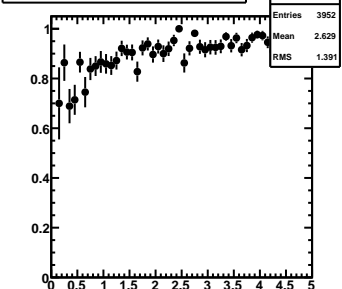
Cent(60-70), $0.2 < \eta < 0.4$, $2\pi/6 < \phi < 3\pi/6$



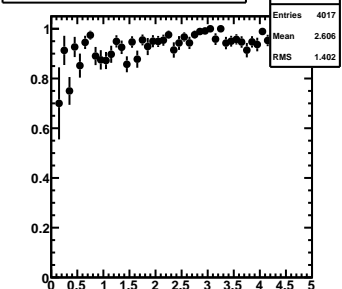
Cent(60-70), $0.2 < \eta < 0.4$, $3\pi/6 < \phi < 4\pi/6$



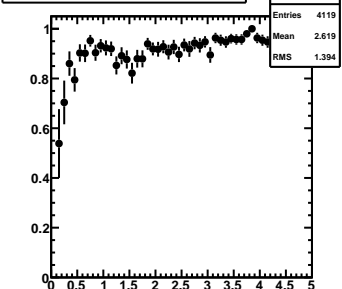
Cent(60-70), $0.2 < \eta < 0.4$, $4\pi/6 < \phi < 5\pi/6$



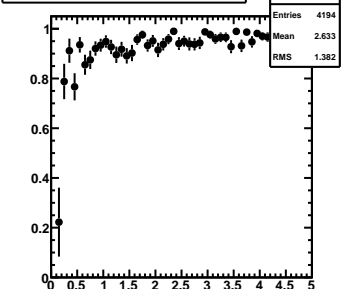
Cent(60-70), $0.2 < \eta < 0.4$, $5\pi/6 < \phi < 6\pi/6$



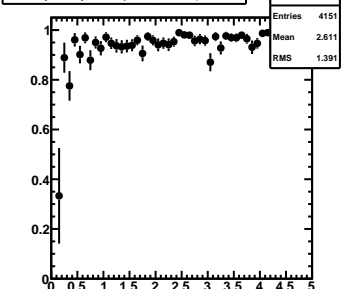
Cent(60-70), $0.2 < \eta < 0.4$, $6\pi/6 < \phi < 7\pi/6$



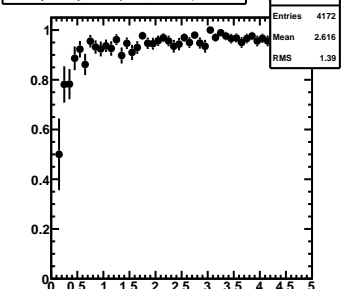
Cent(60-70), $0.2 < \eta < 0.4$, $7\pi/6 < \phi < 8\pi/6$



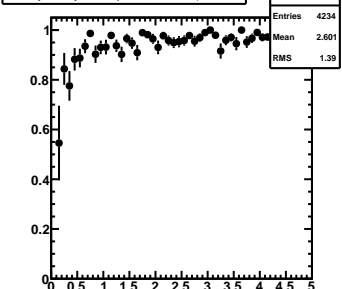
Cent(60-70), $0.2 < \eta < 0.4$, $8\pi/6 < \phi < 9\pi/6$



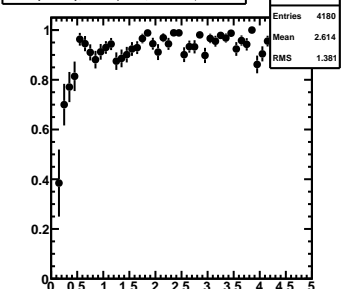
Cent(60-70), $0.2 < \eta < 0.4$, $9\pi/6 < \phi < 10\pi/6$



Cent(60-70), $0.2 < \eta < 0.4$, $10\pi/6 < \phi < 11\pi/6$

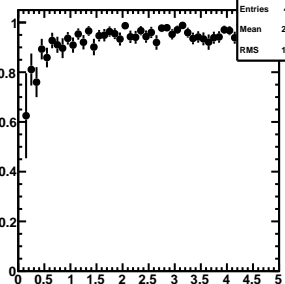


Cent(60-70), $0.2 < \eta < 0.4$, $11\pi/6 < \phi < 12\pi/6$



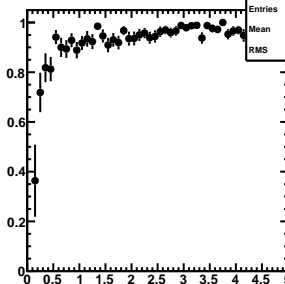
Cent(60-70), $0.4 < \eta < 0.6$, $0\pi/6 < \phi < 1\pi/6$

HEP Data 1, Box 7, Plot 8
Entries 4178
Mean 2.605
RMS 1.394



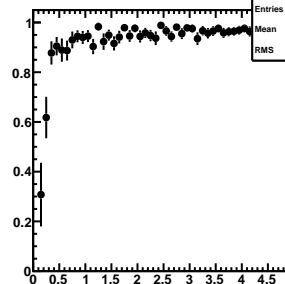
Cent(60-70), $0.4 < \eta < 0.6$, $1\pi/6 < \phi < 2\pi/6$

HEP Data 1, Box 7, Plot 7
Entries 4139
Mean 2.632
RMS 1.382



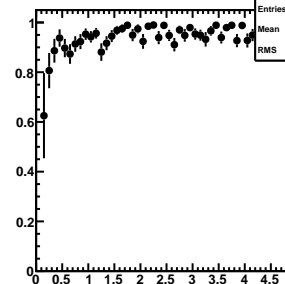
Cent(60-70), $0.4 < \eta < 0.6$, $2\pi/6 < \phi < 3\pi/6$

HEP Data 1, Box 7, Plot 6
Entries 4138
Mean 2.624
RMS 1.38



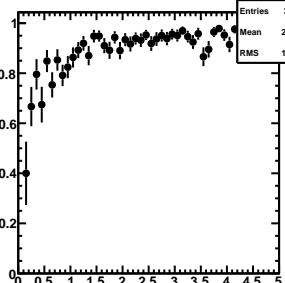
Cent(60-70), $0.4 < \eta < 0.6$, $3\pi/6 < \phi < 4\pi/6$

HEP Data 1, Box 7, Plot 5
Entries 4081
Mean 2.594
RMS 1.396



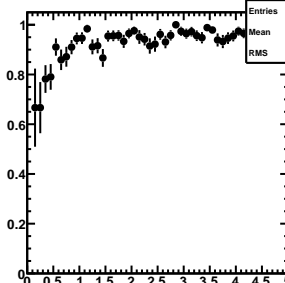
Cent(60-70), $0.4 < \eta < 0.6$, $4\pi/6 < \phi < 5\pi/6$

HEP Data 1, Box 7, Plot 4
Entries 3939
Mean 2.648
RMS 1.373



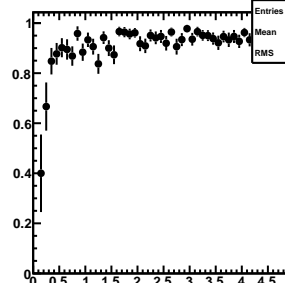
Cent(60-70), $0.4 < \eta < 0.6$, $5\pi/6 < \phi < 6\pi/6$

HEP Data 1, Box 7, Plot 3
Entries 4010
Mean 2.612
RMS 1.387



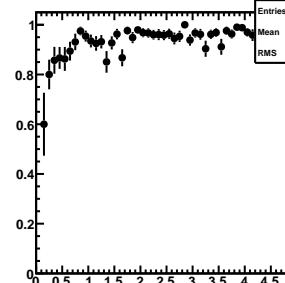
Cent(60-70), $0.4 < \eta < 0.6$, $6\pi/6 < \phi < 7\pi/6$

HEP Data 1, Box 7, Plot 2
Entries 4016
Mean 2.618
RMS 1.385



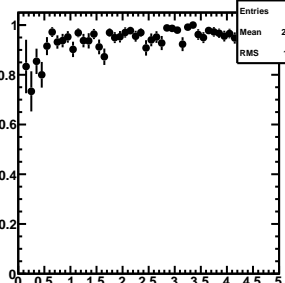
Cent(60-70), $0.4 < \eta < 0.6$, $7\pi/6 < \phi < 8\pi/6$

HEP Data 1, Box 7, Plot 1
Entries 4069
Mean 2.608
RMS 1.396



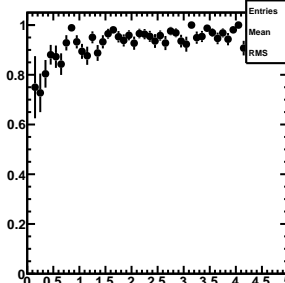
Cent(60-70), $0.4 < \eta < 0.6$, $8\pi/6 < \phi < 9\pi/6$

HEP Data 1, Box 7, Plot 0
Entries 4081
Mean 2.596
RMS 1.401



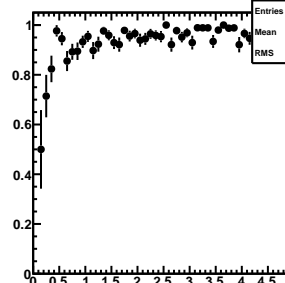
Cent(60-70), $0.4 < \eta < 0.6$, $9\pi/6 < \phi < 10\pi/6$

HEP Data 1, Box 7, Plot 1
Entries 4141
Mean 2.601
RMS 1.395



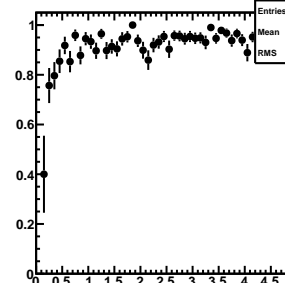
Cent(60-70), $0.4 < \eta < 0.6$, $10\pi/6 < \phi < 11\pi/6$

HEP Data 1, Box 7, Plot 0
Entries 4117
Mean 2.607
RMS 1.386



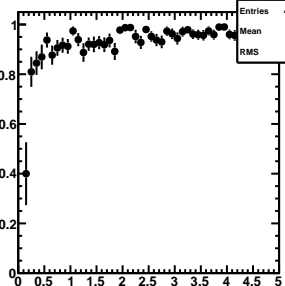
Cent(60-70), $0.4 < \eta < 0.6$, $11\pi/6 < \phi < 12\pi/6$

HEP Data 1, Box 7, Plot 1
Entries 4146
Mean 2.616
RMS 1.388



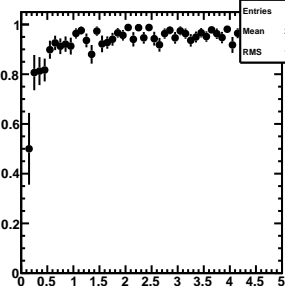
Cent(60-70), $0.6 < \eta < 0.8$, $0\pi/6 < \phi < 1\pi/6$

Entries 4063
Mean 2.62
RMS 1.39



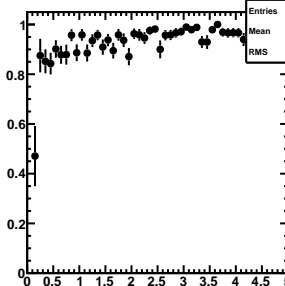
Cent(60-70), $0.6 < \eta < 0.8$, $1\pi/6 < \phi < 2\pi/6$

Entries 3966
Mean 2.609
RMS 1.389



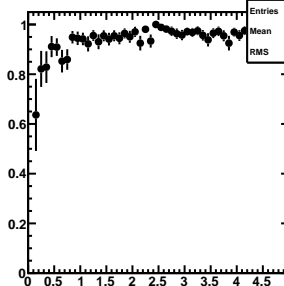
Cent(60-70), $0.6 < \eta < 0.8$, $2\pi/6 < \phi < 3\pi/6$

Entries 4128
Mean 2.612
RMS 1.391



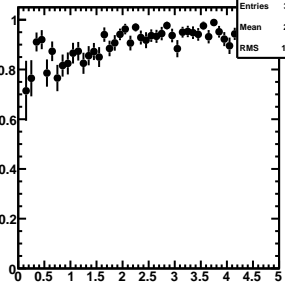
Cent(60-70), $0.6 < \eta < 0.8$, $3\pi/6 < \phi < 4\pi/6$

Entries 3954
Mean 2.599
RMS 1.393



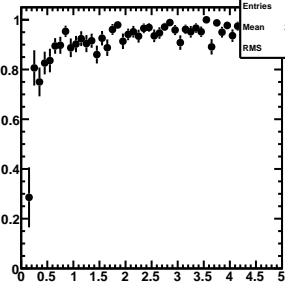
Cent(60-70), $0.6 < \eta < 0.8$, $4\pi/6 < \phi < 5\pi/6$

Entries 3964
Mean 2.621
RMS 1.398



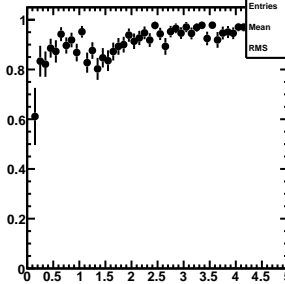
Cent(60-70), $0.6 < \eta < 0.8$, $5\pi/6 < \phi < 6\pi/6$

Entries 4159
Mean 2.635
RMS 1.38



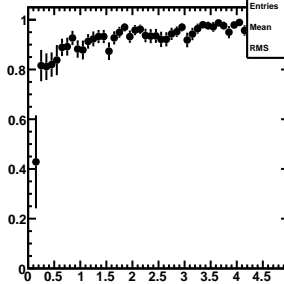
Cent(60-70), $0.6 < \eta < 0.8$, $6\pi/6 < \phi < 7\pi/6$

Entries 4006
Mean 2.616
RMS 1.4



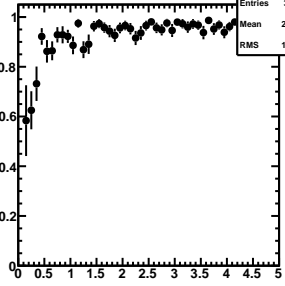
Cent(60-70), $0.6 < \eta < 0.8$, $7\pi/6 < \phi < 8\pi/6$

Entries 4045
Mean 2.631
RMS 1.388



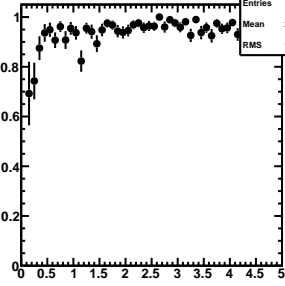
Cent(60-70), $0.6 < \eta < 0.8$, $8\pi/6 < \phi < 9\pi/6$

Entries 3977
Mean 2.624
RMS 1.386



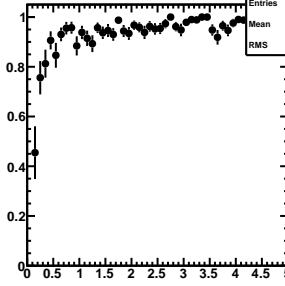
Cent(60-70), $0.6 < \eta < 0.8$, $9\pi/6 < \phi < 10\pi/6$

Entries 4095
Mean 2.596
RMS 1.398



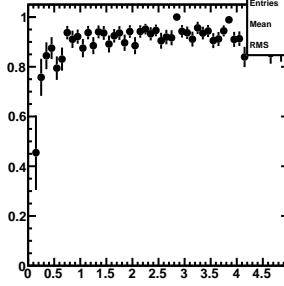
Cent(60-70), $0.6 < \eta < 0.8$, $10\pi/6 < \phi < 11\pi/6$

Entries 4111
Mean 2.616
RMS 1.385

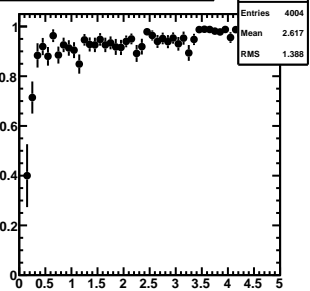


Cent(60-70), $0.6 < \eta < 0.8$, $11\pi/6 < \phi < 12\pi/6$

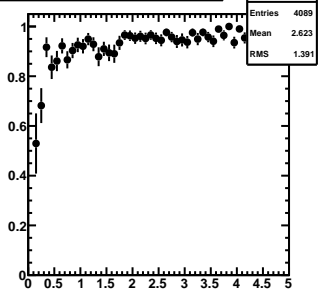
Entries 4014
Mean 2.602
RMS 1.385



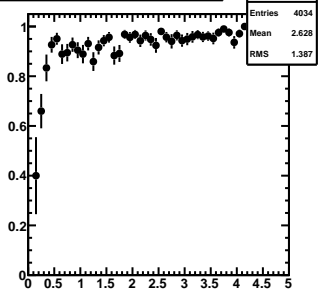
Cent(60-70), $0.8 < \eta < 1.0$, $0\pi/6 < \phi < 1\pi/6$



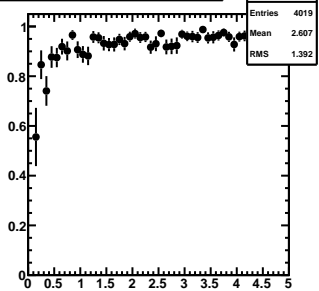
Cent(60-70), $0.8 < \eta < 1.0$, $1\pi/6 < \phi < 2\pi/6$



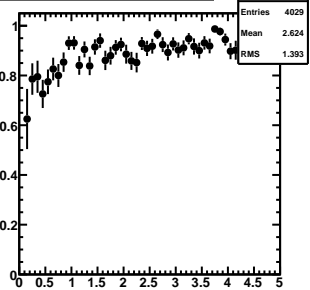
Cent(60-70), $0.8 < \eta < 1.0$, $2\pi/6 < \phi < 3\pi/6$



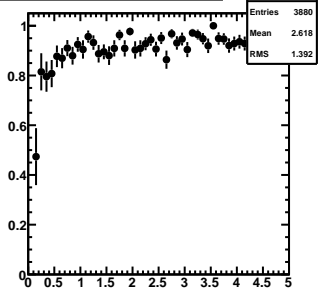
Cent(60-70), $0.8 < \eta < 1.0$, $3\pi/6 < \phi < 4\pi/6$



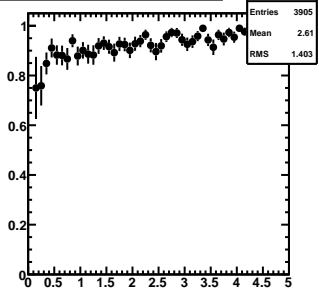
Cent(60-70), $0.8 < \eta < 1.0$, $4\pi/6 < \phi < 5\pi/6$



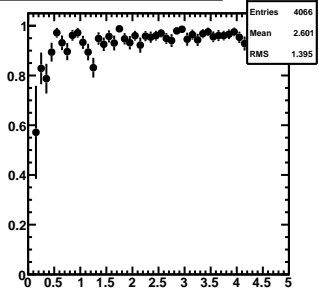
Cent(60-70), $0.8 < \eta < 1.0$, $5\pi/6 < \phi < 6\pi/6$



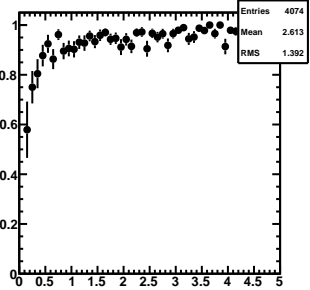
Cent(60-70), $0.8 < \eta < 1.0$, $6\pi/6 < \phi < 7\pi/6$



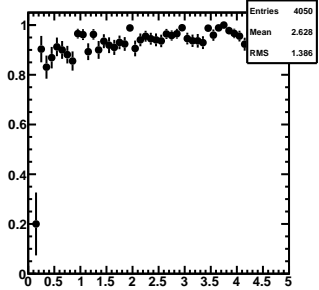
Cent(60-70), $0.8 < \eta < 1.0$, $7\pi/6 < \phi < 8\pi/6$



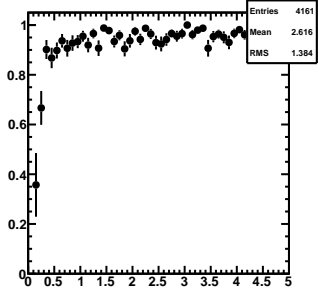
Cent(60-70), $0.8 < \eta < 1.0$, $8\pi/6 < \phi < 9\pi/6$



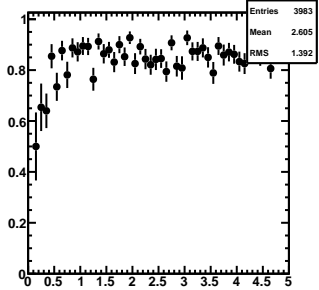
Cent(60-70), $0.8 < \eta < 1.0$, $9\pi/6 < \phi < 10\pi/6$

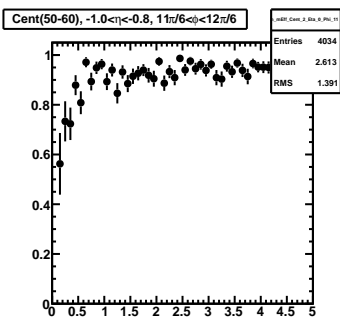
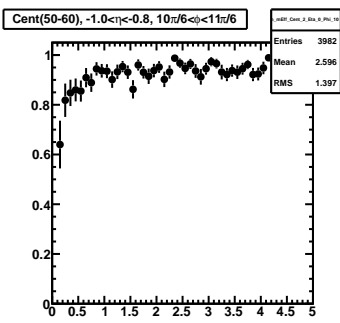
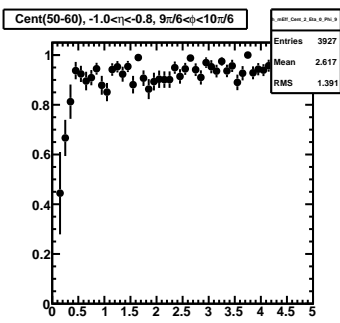
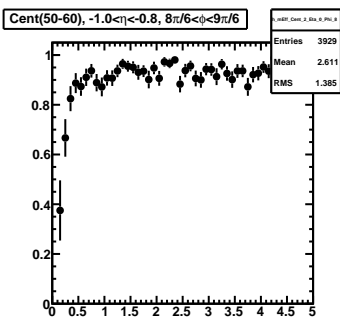
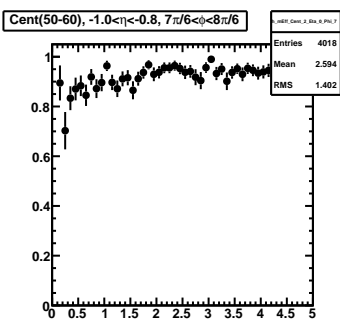
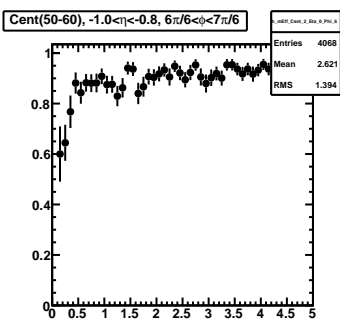
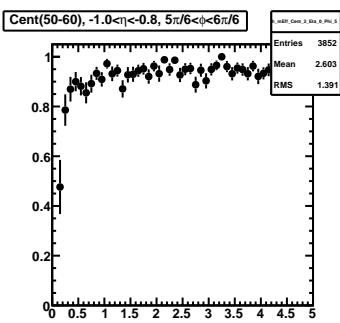
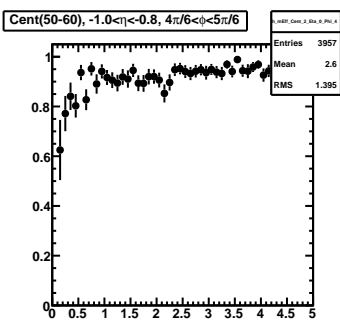
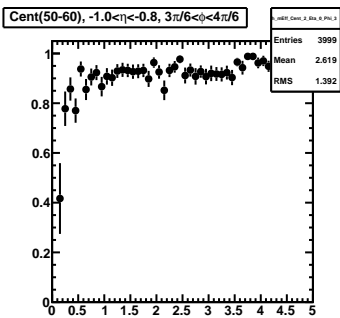
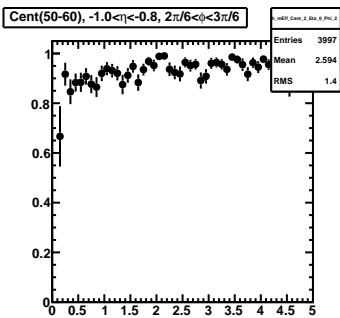
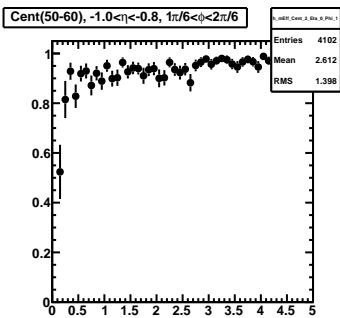
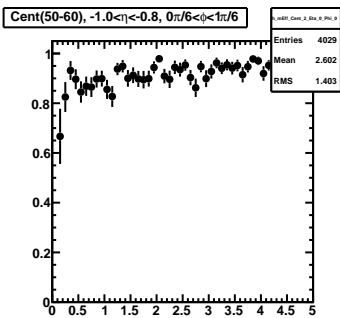


Cent(60-70), $0.8 < \eta < 1.0$, $10\pi/6 < \phi < 11\pi/6$

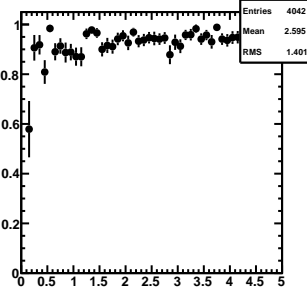


Cent(60-70), $0.8 < \eta < 1.0$, $11\pi/6 < \phi < 12\pi/6$

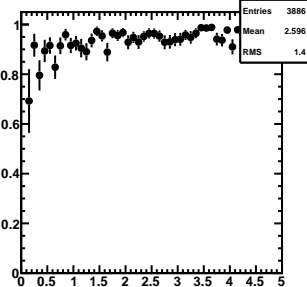




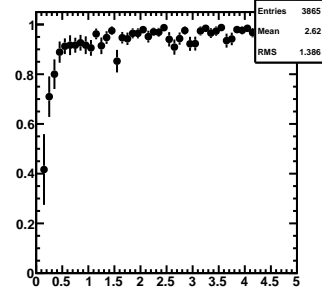
Cent(50-60), $-0.8 < \eta < -0.6$, $0\pi/6 < \phi < 1\pi/6$



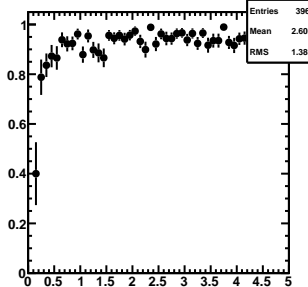
Cent(50-60), $-0.8 < \eta < -0.6$, $1\pi/6 < \phi < 2\pi/6$



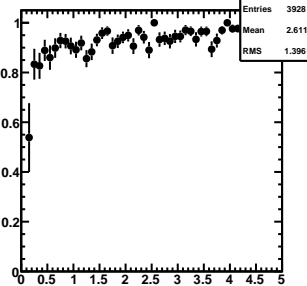
Cent(50-60), $-0.8 < \eta < -0.6$, $2\pi/6 < \phi < 3\pi/6$



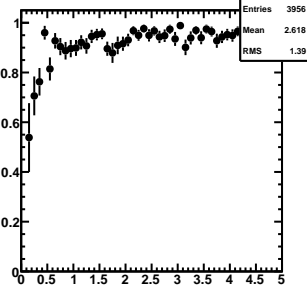
Cent(50-60), $-0.8 < \eta < -0.6$, $3\pi/6 < \phi < 4\pi/6$



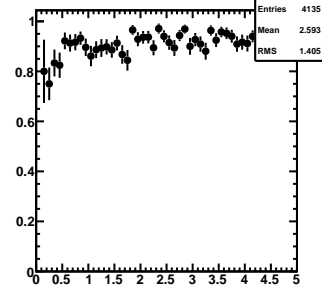
Cent(50-60), $-0.8 < \eta < -0.6$, $4\pi/6 < \phi < 5\pi/6$



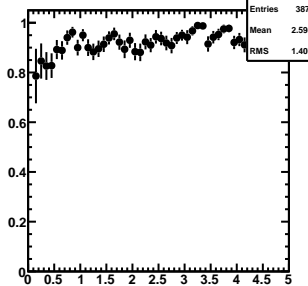
Cent(50-60), $-0.8 < \eta < -0.6$, $5\pi/6 < \phi < 6\pi/6$



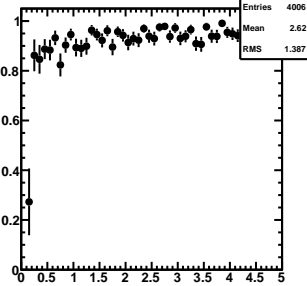
Cent(50-60), $-0.8 < \eta < -0.6$, $6\pi/6 < \phi < 7\pi/6$



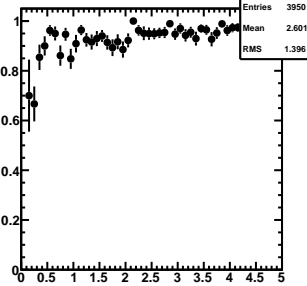
Cent(50-60), $-0.8 < \eta < -0.6$, $7\pi/6 < \phi < 8\pi/6$



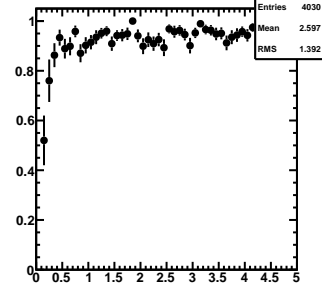
Cent(50-60), $-0.8 < \eta < -0.6$, $8\pi/6 < \phi < 9\pi/6$



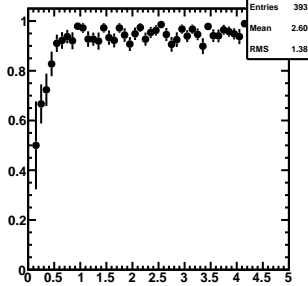
Cent(50-60), $-0.8 < \eta < -0.6$, $9\pi/6 < \phi < 10\pi/6$



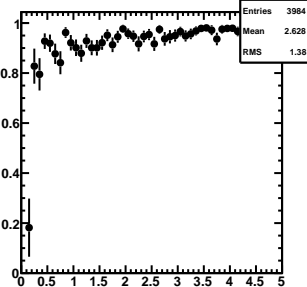
Cent(50-60), $-0.8 < \eta < -0.6$, $10\pi/6 < \phi < 11\pi/6$



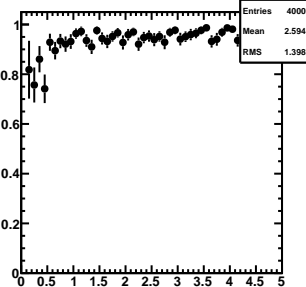
Cent(50-60), $-0.8 < \eta < -0.6$, $11\pi/6 < \phi < 12\pi/6$



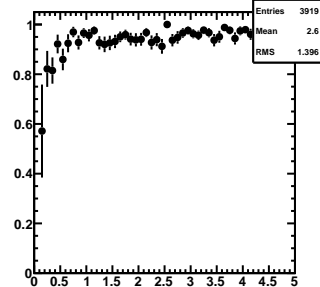
Cent(50-60), $-0.6 < \eta < -0.4$, $0\pi/6 < \phi < 1\pi/6$



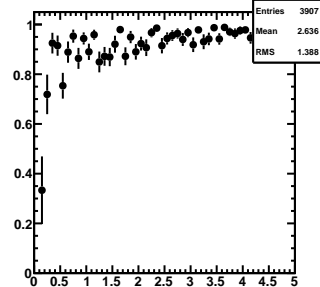
Cent(50-60), $-0.6 < \eta < -0.4$, $1\pi/6 < \phi < 2\pi/6$



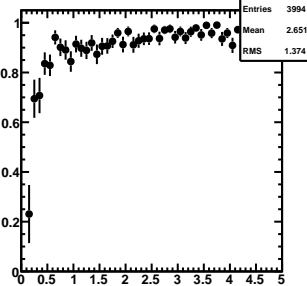
Cent(50-60), $-0.6 < \eta < -0.4$, $2\pi/6 < \phi < 3\pi/6$



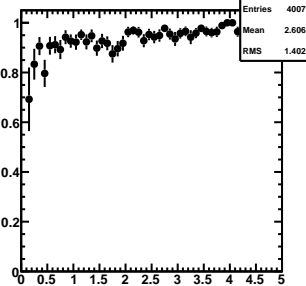
Cent(50-60), $-0.6 < \eta < -0.4$, $3\pi/6 < \phi < 4\pi/6$



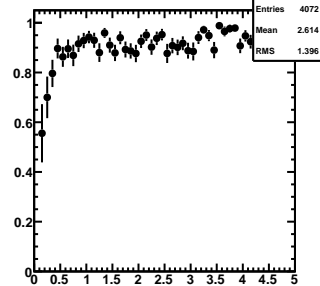
Cent(50-60), $-0.6 < \eta < -0.4$, $4\pi/6 < \phi < 5\pi/6$



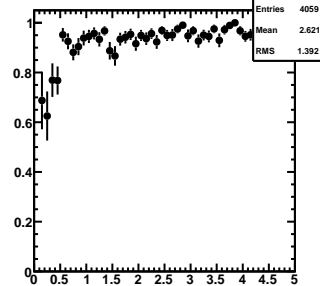
Cent(50-60), $-0.6 < \eta < -0.4$, $5\pi/6 < \phi < 6\pi/6$



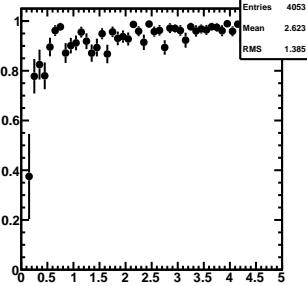
Cent(50-60), $-0.6 < \eta < -0.4$, $6\pi/6 < \phi < 7\pi/6$



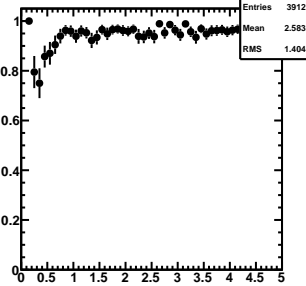
Cent(50-60), $-0.6 < \eta < -0.4$, $7\pi/6 < \phi < 8\pi/6$



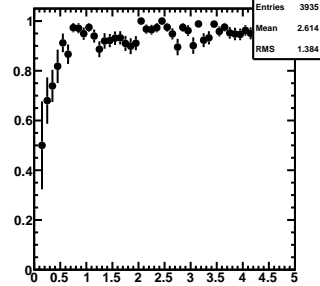
Cent(50-60), $-0.6 < \eta < -0.4$, $8\pi/6 < \phi < 9\pi/6$



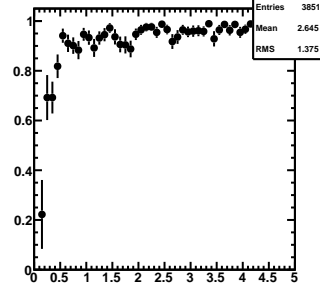
Cent(50-60), $-0.6 < \eta < -0.4$, $9\pi/6 < \phi < 10\pi/6$

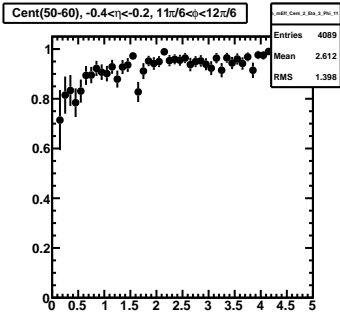
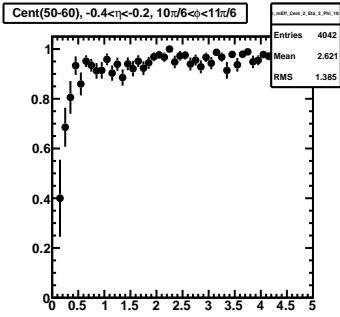
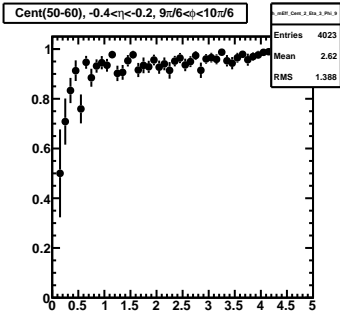
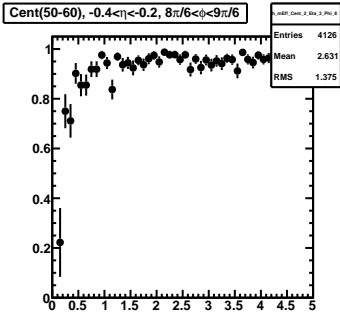
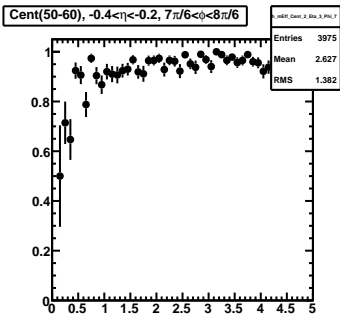
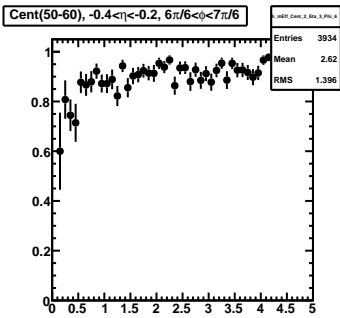
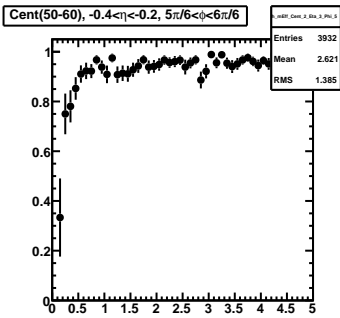
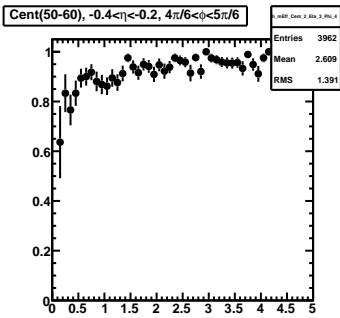
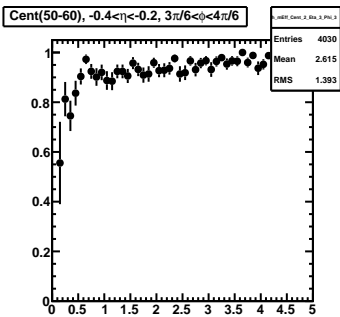
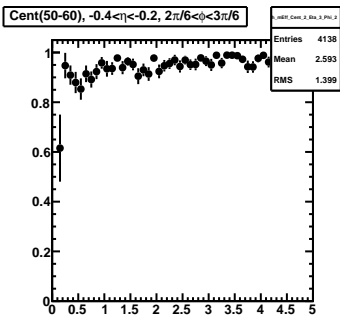
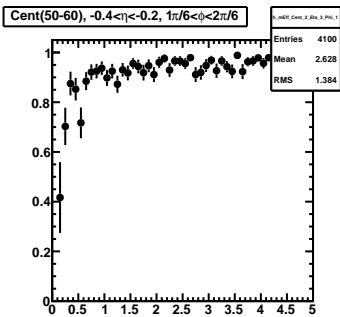
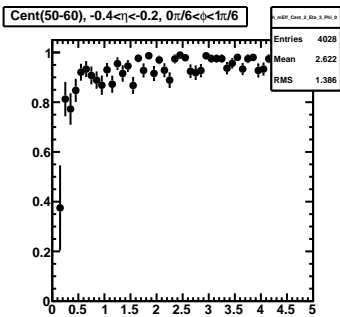


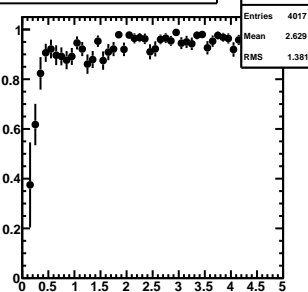
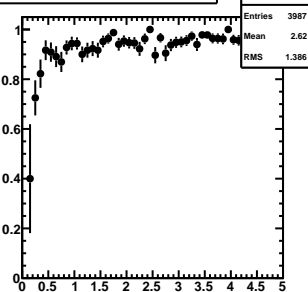
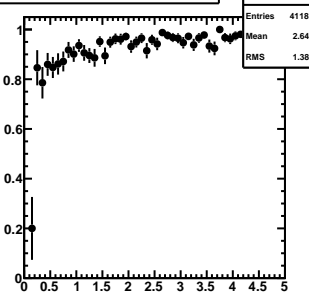
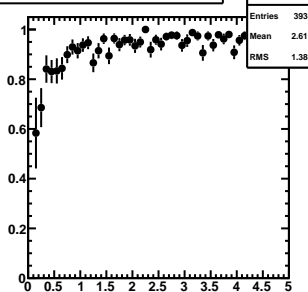
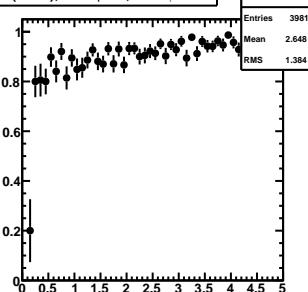
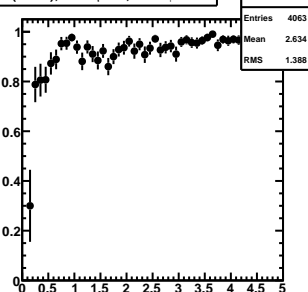
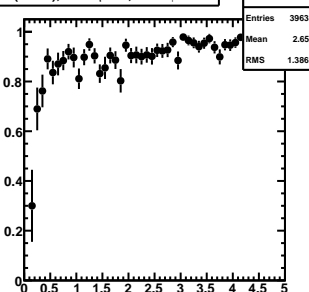
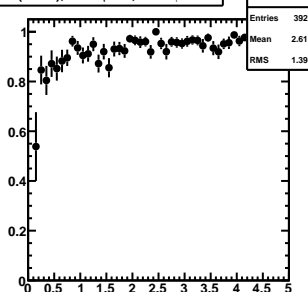
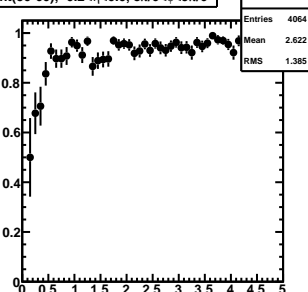
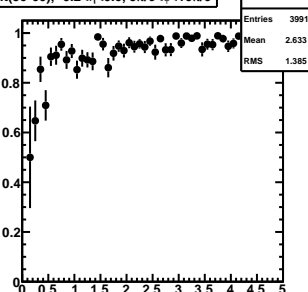
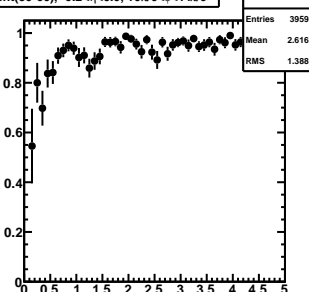
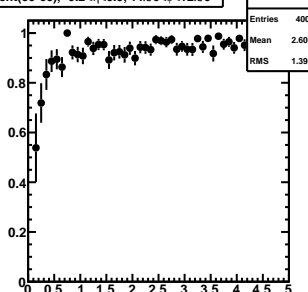
Cent(50-60), $-0.6 < \eta < -0.4$, $10\pi/6 < \phi < 11\pi/6$

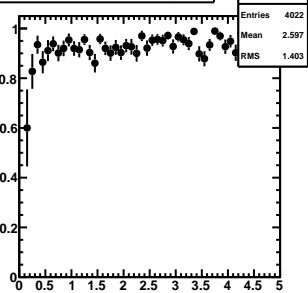
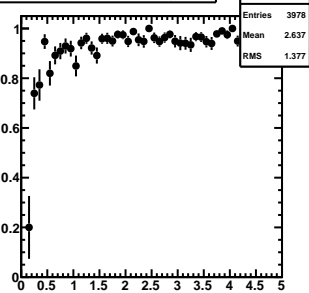
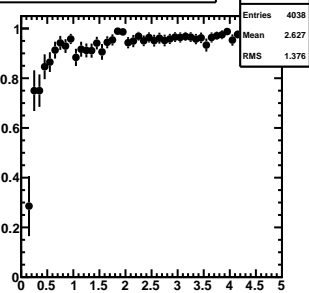
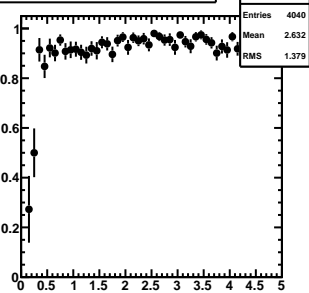
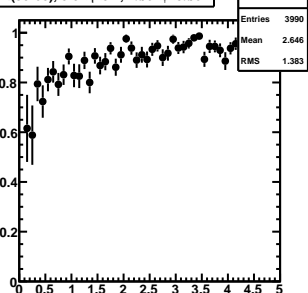
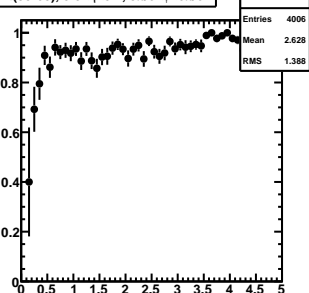
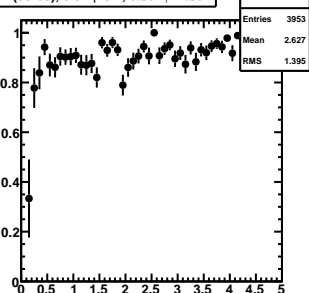
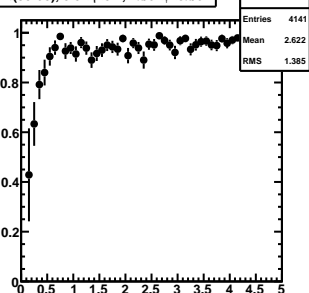
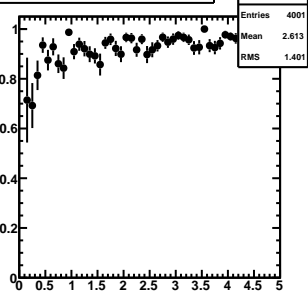
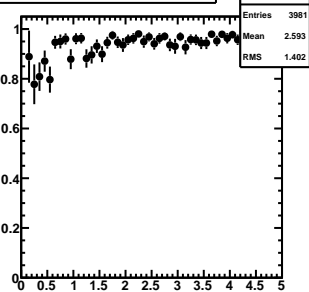
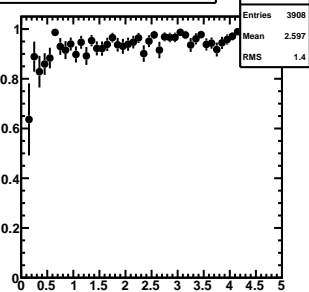
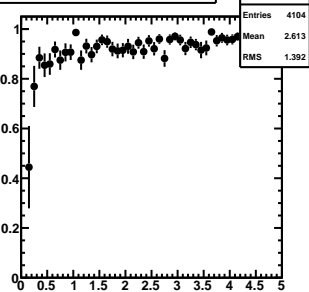


Cent(50-60), $-0.6 < \eta < -0.4$, $11\pi/6 < \phi < 12\pi/6$





Cent(50-60), $-0.2 < \eta < 0.0$, $0\pi/6 < \phi < 1\pi/6$ Cent(50-60), $-0.2 < \eta < 0.0$, $1\pi/6 < \phi < 2\pi/6$ Cent(50-60), $-0.2 < \eta < 0.0$, $2\pi/6 < \phi < 3\pi/6$ Cent(50-60), $-0.2 < \eta < 0.0$, $3\pi/6 < \phi < 4\pi/6$ Cent(50-60), $-0.2 < \eta < 0.0$, $4\pi/6 < \phi < 5\pi/6$ Cent(50-60), $-0.2 < \eta < 0.0$, $5\pi/6 < \phi < 6\pi/6$ Cent(50-60), $-0.2 < \eta < 0.0$, $6\pi/6 < \phi < 7\pi/6$ Cent(50-60), $-0.2 < \eta < 0.0$, $7\pi/6 < \phi < 8\pi/6$ Cent(50-60), $-0.2 < \eta < 0.0$, $8\pi/6 < \phi < 9\pi/6$ Cent(50-60), $-0.2 < \eta < 0.0$, $9\pi/6 < \phi < 10\pi/6$ Cent(50-60), $-0.2 < \eta < 0.0$, $10\pi/6 < \phi < 11\pi/6$ Cent(50-60), $-0.2 < \eta < 0.0$, $11\pi/6 < \phi < 12\pi/6$ 

Cent(50-60), $0.0 < \eta < 0.2$, $0\pi/6 < \phi < 1\pi/6$ Cent(50-60), $0.0 < \eta < 0.2$, $1\pi/6 < \phi < 2\pi/6$ Cent(50-60), $0.0 < \eta < 0.2$, $2\pi/6 < \phi < 3\pi/6$ Cent(50-60), $0.0 < \eta < 0.2$, $3\pi/6 < \phi < 4\pi/6$ Cent(50-60), $0.0 < \eta < 0.2$, $4\pi/6 < \phi < 5\pi/6$ Cent(50-60), $0.0 < \eta < 0.2$, $5\pi/6 < \phi < 6\pi/6$ Cent(50-60), $0.0 < \eta < 0.2$, $6\pi/6 < \phi < 7\pi/6$ Cent(50-60), $0.0 < \eta < 0.2$, $7\pi/6 < \phi < 8\pi/6$ Cent(50-60), $0.0 < \eta < 0.2$, $8\pi/6 < \phi < 9\pi/6$ Cent(50-60), $0.0 < \eta < 0.2$, $9\pi/6 < \phi < 10\pi/6$ Cent(50-60), $0.0 < \eta < 0.2$, $10\pi/6 < \phi < 11\pi/6$ Cent(50-60), $0.0 < \eta < 0.2$, $11\pi/6 < \phi < 12\pi/6$ 

Cent(50-60), $0.2 < \eta < 0.4$, $0\pi/6 < \phi < 1\pi/6$

Entries 3947
Mean 2.622
RMS 1.387

Cent(50-60), $0.2 < \eta < 0.4$, $1\pi/6 < \phi < 2\pi/6$

Entries 4003
Mean 2.635
RMS 1.376

Cent(50-60), $0.2 < \eta < 0.4$, $2\pi/6 < \phi < 3\pi/6$

Entries 3927
Mean 2.637
RMS 1.38

Cent(50-60), $0.2 < \eta < 0.4$, $3\pi/6 < \phi < 4\pi/6$

Entries 3909
Mean 2.639
RMS 1.38

Cent(50-60), $0.2 < \eta < 0.4$, $4\pi/6 < \phi < 5\pi/6$

Entries 3932
Mean 2.645
RMS 1.388

Cent(50-60), $0.2 < \eta < 0.4$, $5\pi/6 < \phi < 6\pi/6$

Entries 4070
Mean 2.615
RMS 1.389

Cent(50-60), $0.2 < \eta < 0.4$, $6\pi/6 < \phi < 7\pi/6$

Entries 3925
Mean 2.612
RMS 1.394

Cent(50-60), $0.2 < \eta < 0.4$, $7\pi/6 < \phi < 8\pi/6$

Entries 3799
Mean 2.619
RMS 1.382

Cent(50-60), $0.2 < \eta < 0.4$, $8\pi/6 < \phi < 9\pi/6$

Entries 3958
Mean 2.608
RMS 1.392

Cent(50-60), $0.2 < \eta < 0.4$, $9\pi/6 < \phi < 10\pi/6$

Entries 3993
Mean 2.614
RMS 1.393

Cent(50-60), $0.2 < \eta < 0.4$, $10\pi/6 < \phi < 11\pi/6$

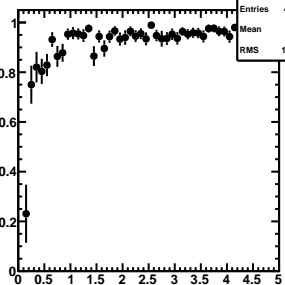
Entries 4044
Mean 2.619
RMS 1.389

Cent(50-60), $0.2 < \eta < 0.4$, $11\pi/6 < \phi < 12\pi/6$

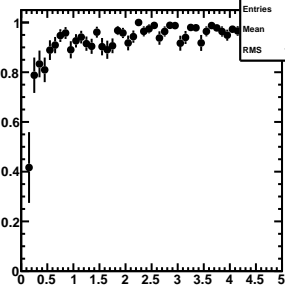
Entries 3987
Mean 2.621
RMS 1.385

Cent(50-60), $0.4 < \eta < 0.6$, $0\pi/6 < \phi < 1\pi/6$

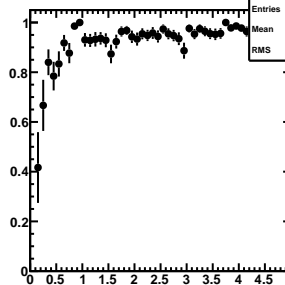
0-HEP Coll. 3, Box 7, Pile 3
 Entries 4019
 Mean 2.63
 RMS 1.377

**Cent(50-60), $0.4 < \eta < 0.6$, $1\pi/6 < \phi < 2\pi/6$**

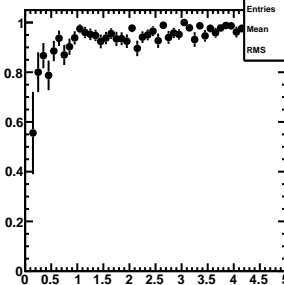
0-HEP Coll. 3, Box 7, Pile 1
 Entries 4000
 Mean 2.621
 RMS 1.387

**Cent(50-60), $0.4 < \eta < 0.6$, $2\pi/6 < \phi < 3\pi/6$**

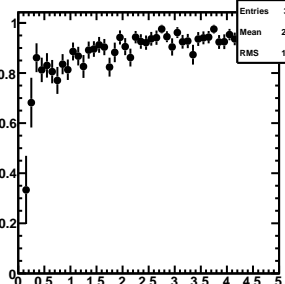
0-HEP Coll. 3, Box 7, Pile 2
 Entries 3991
 Mean 2.625
 RMS 1.383

**Cent(50-60), $0.4 < \eta < 0.6$, $3\pi/6 < \phi < 4\pi/6$**

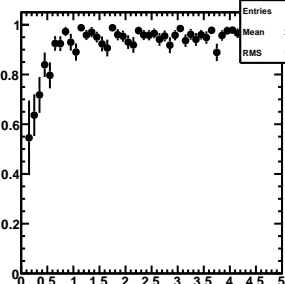
0-HEP Coll. 3, Box 7, Pile 3
 Entries 3914
 Mean 2.612
 RMS 1.392

**Cent(50-60), $0.4 < \eta < 0.6$, $4\pi/6 < \phi < 5\pi/6$**

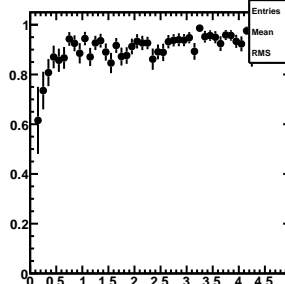
0-HEP Coll. 3, Box 7, Pile 4
 Entries 3897
 Mean 2.654
 RMS 1.382

**Cent(50-60), $0.4 < \eta < 0.6$, $5\pi/6 < \phi < 6\pi/6$**

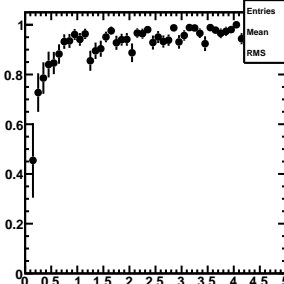
0-HEP Coll. 3, Box 7, Pile 4
 Entries 3885
 Mean 2.623
 RMS 1.386

**Cent(50-60), $0.4 < \eta < 0.6$, $6\pi/6 < \phi < 7\pi/6$**

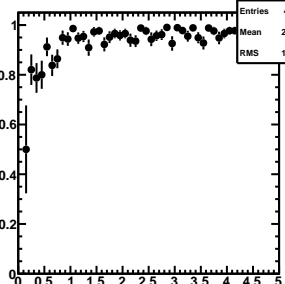
0-HEP Coll. 3, Box 7, Pile 4
 Entries 3928
 Mean 2.611
 RMS 1.399

**Cent(50-60), $0.4 < \eta < 0.6$, $7\pi/6 < \phi < 8\pi/6$**

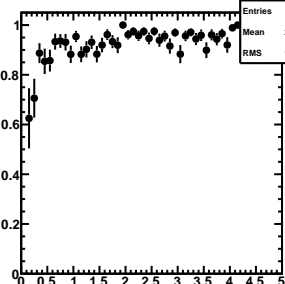
0-HEP Coll. 3, Box 7, Pile 1
 Entries 4033
 Mean 2.623
 RMS 1.384

**Cent(50-60), $0.4 < \eta < 0.6$, $8\pi/6 < \phi < 9\pi/6$**

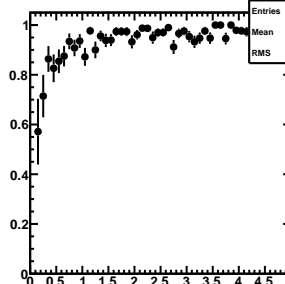
0-HEP Coll. 3, Box 7, Pile 4
 Entries 4025
 Mean 2.613
 RMS 1.386

**Cent(50-60), $0.4 < \eta < 0.6$, $9\pi/6 < \phi < 10\pi/6$**

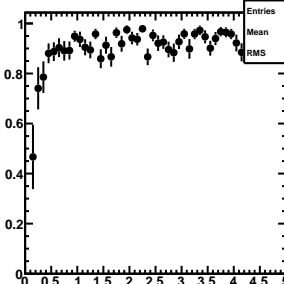
0-HEP Coll. 3, Box 7, Pile 1
 Entries 4000
 Mean 2.607
 RMS 1.395

**Cent(50-60), $0.4 < \eta < 0.6$, $10\pi/6 < \phi < 11\pi/6$**

0-HEP Coll. 3, Box 7, Pile 4
 Entries 3988
 Mean 2.614
 RMS 1.386

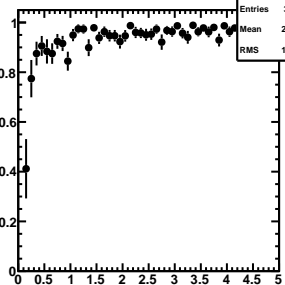
**Cent(50-60), $0.4 < \eta < 0.6$, $11\pi/6 < \phi < 12\pi/6$**

0-HEP Coll. 3, Box 7, Pile 1
 Entries 3862
 Mean 2.608
 RMS 1.39



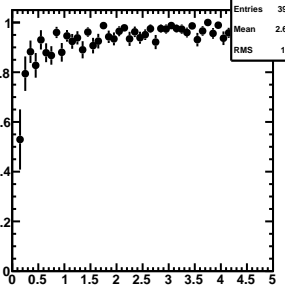
Cent(50-60), $0.6 < \eta < 0.8$, $0\pi/6 < \phi < 1\pi/6$

Entries 3970
Mean 2.619
RMS 1.389



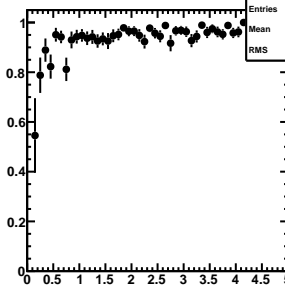
Cent(50-60), $0.6 < \eta < 0.8$, $1\pi/6 < \phi < 2\pi/6$

Entries 3960
Mean 2.609
RMS 1.39



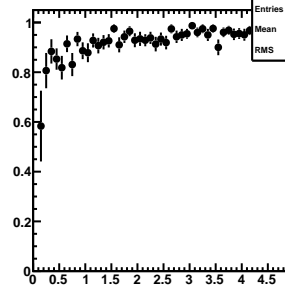
Cent(50-60), $0.6 < \eta < 0.8$, $2\pi/6 < \phi < 3\pi/6$

Entries 3904
Mean 2.607
RMS 1.392



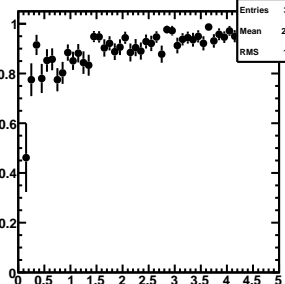
Cent(50-60), $0.6 < \eta < 0.8$, $3\pi/6 < \phi < 4\pi/6$

Entries 4051
Mean 2.613
RMS 1.394



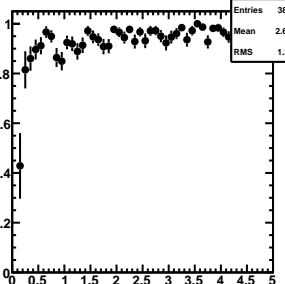
Cent(50-60), $0.6 < \eta < 0.8$, $4\pi/6 < \phi < 5\pi/6$

Entries 3920
Mean 2.638
RMS 1.391



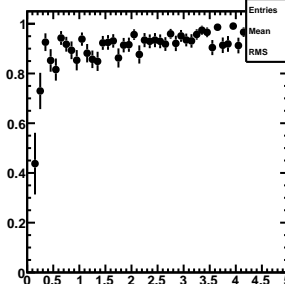
Cent(50-60), $0.6 < \eta < 0.8$, $5\pi/6 < \phi < 6\pi/6$

Entries 3858
Mean 2.613
RMS 1.391



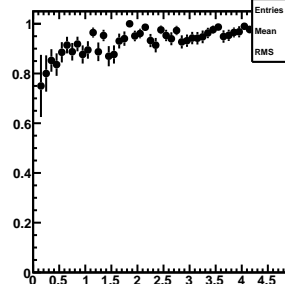
Cent(50-60), $0.6 < \eta < 0.8$, $6\pi/6 < \phi < 7\pi/6$

Entries 4004
Mean 2.622
RMS 1.393



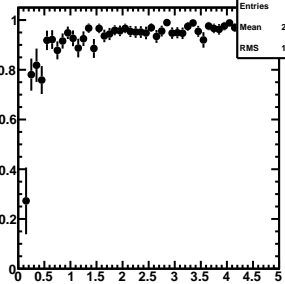
Cent(50-60), $0.6 < \eta < 0.8$, $7\pi/6 < \phi < 8\pi/6$

Entries 3902
Mean 2.607
RMS 1.4



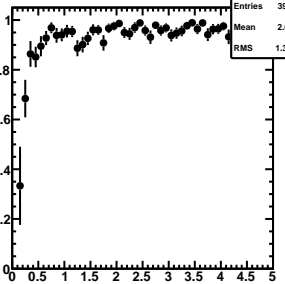
Cent(50-60), $0.6 < \eta < 0.8$, $8\pi/6 < \phi < 9\pi/6$

Entries 3921
Mean 2.629
RMS 1.379



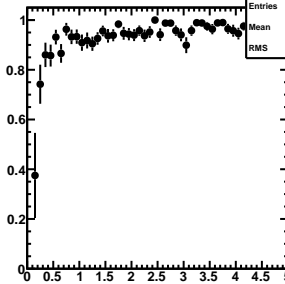
Cent(50-60), $0.6 < \eta < 0.8$, $9\pi/6 < \phi < 10\pi/6$

Entries 3935
Mean 2.621
RMS 1.383



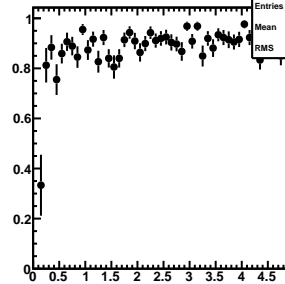
Cent(50-60), $0.6 < \eta < 0.8$, $10\pi/6 < \phi < 11\pi/6$

Entries 3987
Mean 2.62
RMS 1.386



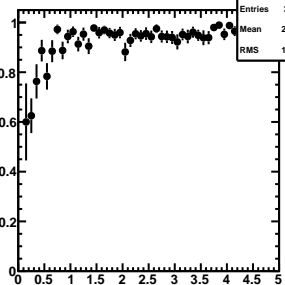
Cent(50-60), $0.6 < \eta < 0.8$, $11\pi/6 < \phi < 12\pi/6$

Entries 3983
Mean 2.606
RMS 1.387

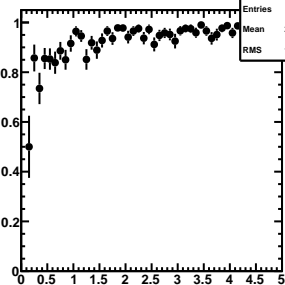


Cent(50-60), $0.8 < \eta < 1.0$, $0\pi/6 < \phi < 1\pi/6$

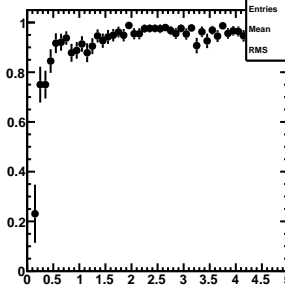
Entries 3880
Mean 2.617
RMS 1.388

Cent(50-60), $0.8 < \eta < 1.0$, $1\pi/6 < \phi < 2\pi/6$

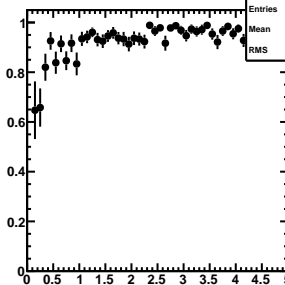
Entries 4014
Mean 2.615
RMS 1.383

Cent(50-60), $0.8 < \eta < 1.0$, $2\pi/6 < \phi < 3\pi/6$

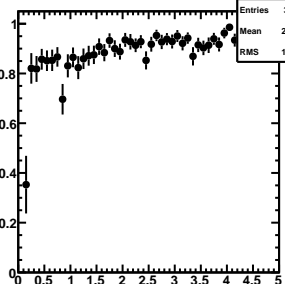
Entries 3951
Mean 2.631
RMS 1.375

Cent(50-60), $0.8 < \eta < 1.0$, $3\pi/6 < \phi < 4\pi/6$

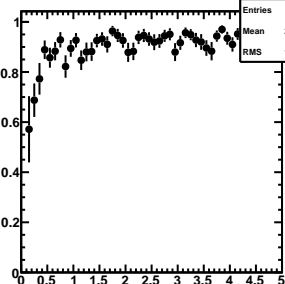
Entries 3991
Mean 2.612
RMS 1.389

Cent(50-60), $0.8 < \eta < 1.0$, $4\pi/6 < \phi < 5\pi/6$

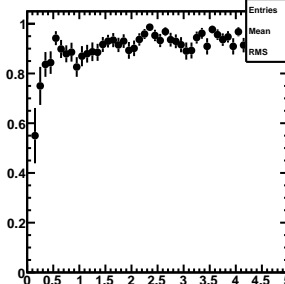
Entries 3903
Mean 2.635
RMS 1.387

Cent(50-60), $0.8 < \eta < 1.0$, $5\pi/6 < \phi < 6\pi/6$

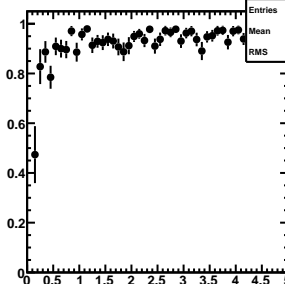
Entries 3955
Mean 2.617
RMS 1.394

Cent(50-60), $0.8 < \eta < 1.0$, $6\pi/6 < \phi < 7\pi/6$

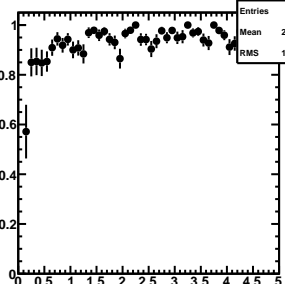
Entries 4005
Mean 2.613
RMS 1.394

Cent(50-60), $0.8 < \eta < 1.0$, $7\pi/6 < \phi < 8\pi/6$

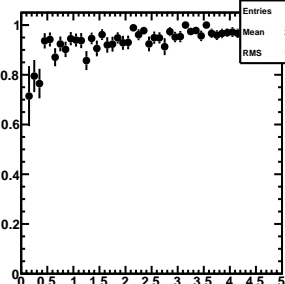
Entries 3845
Mean 2.607
RMS 1.393

Cent(50-60), $0.8 < \eta < 1.0$, $8\pi/6 < \phi < 9\pi/6$

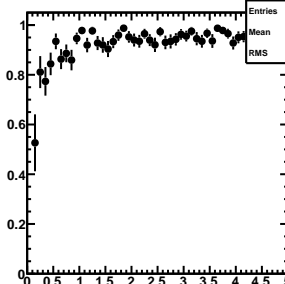
Entries 3941
Mean 2.603
RMS 1.394

Cent(50-60), $0.8 < \eta < 1.0$, $9\pi/6 < \phi < 10\pi/6$

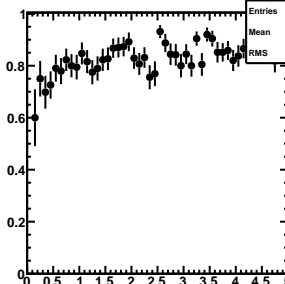
Entries 3975
Mean 2.605
RMS 1.399

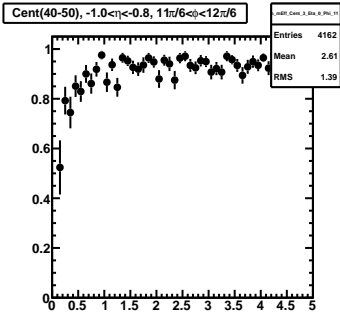
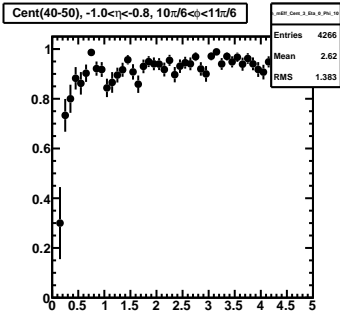
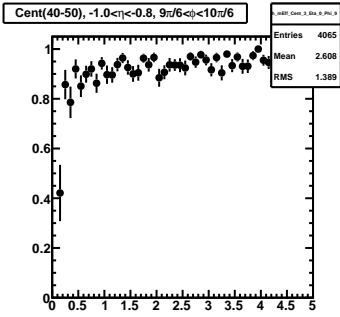
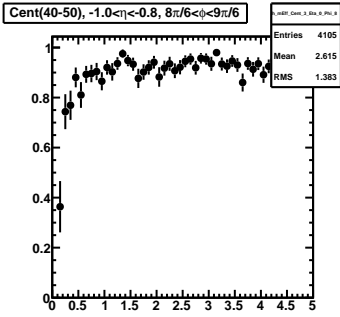
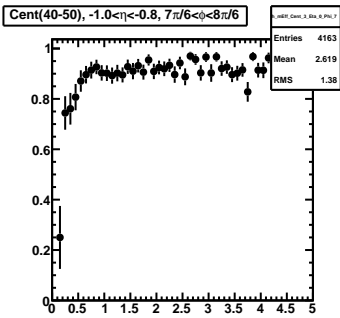
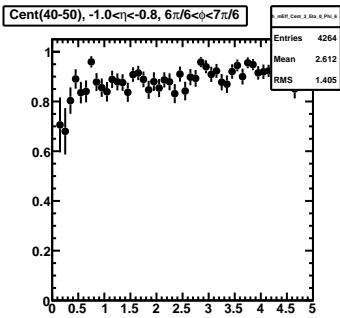
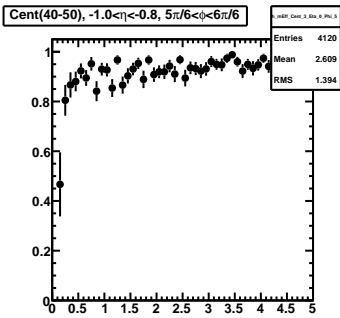
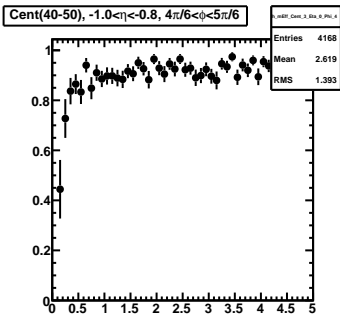
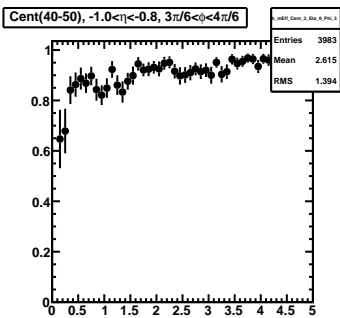
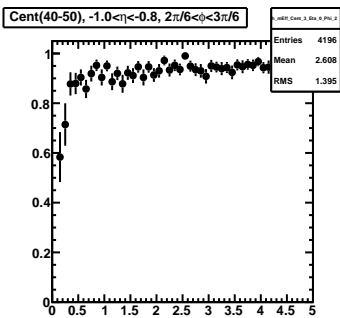
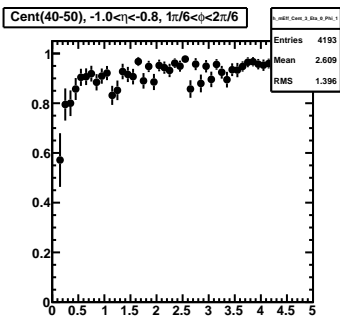
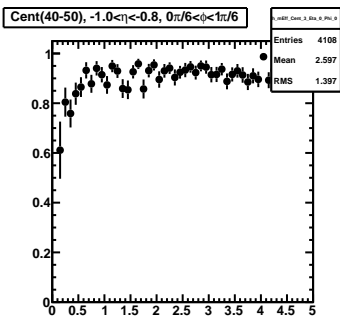
Cent(50-60), $0.8 < \eta < 1.0$, $10\pi/6 < \phi < 11\pi/6$

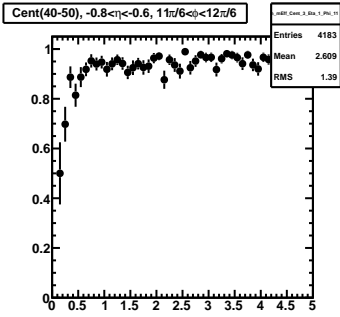
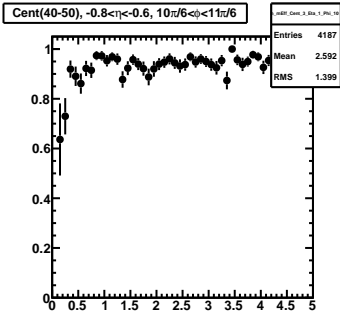
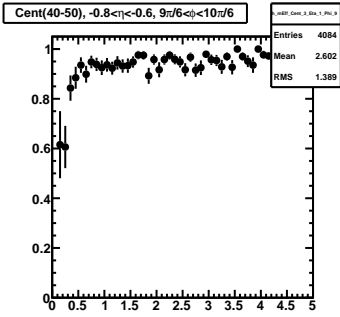
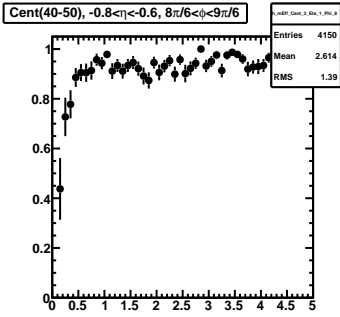
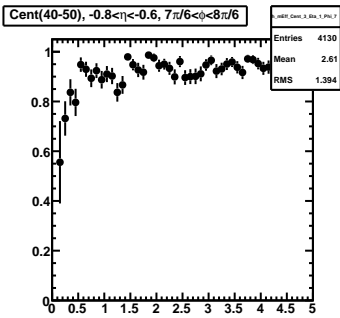
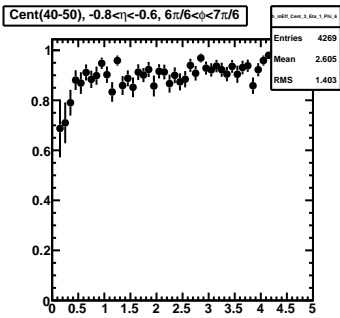
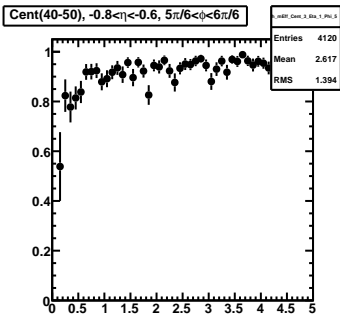
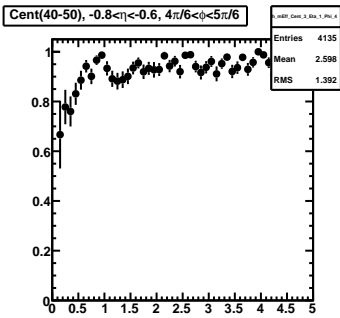
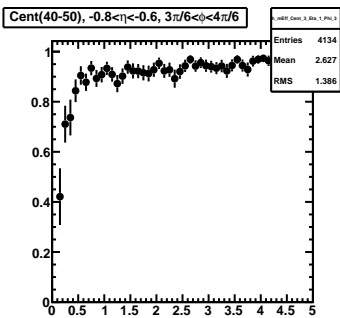
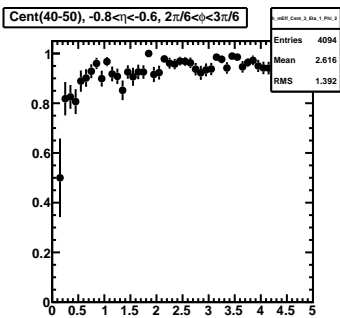
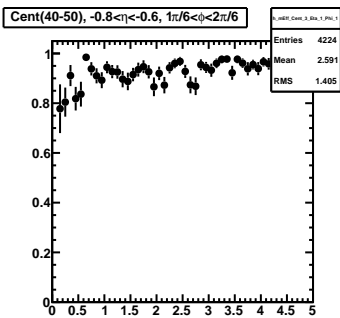
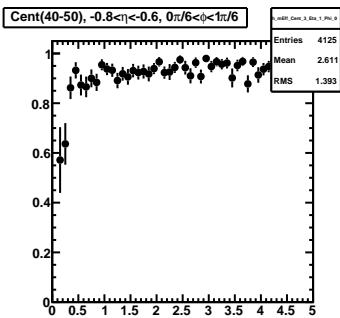
Entries 3883
Mean 2.611
RMS 1.39

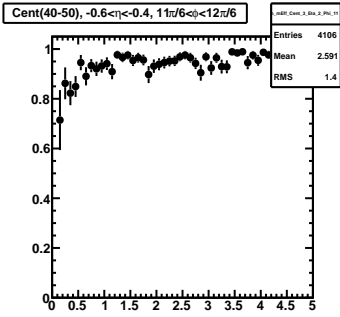
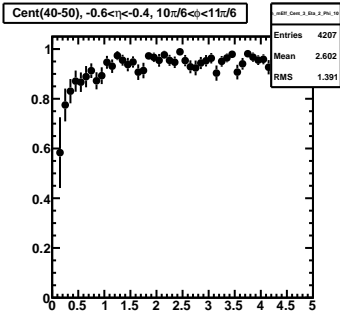
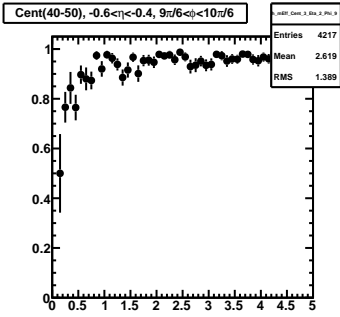
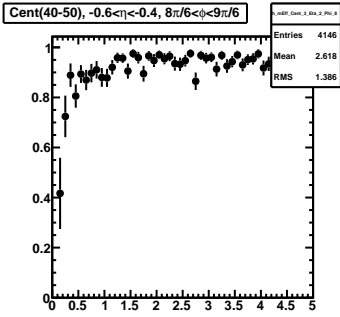
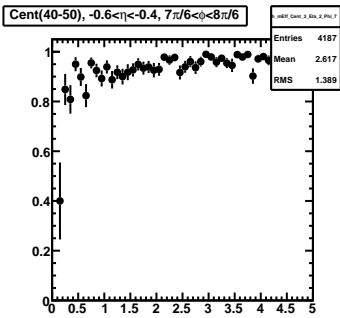
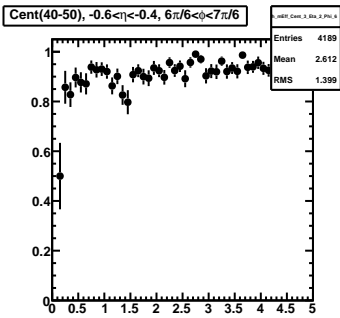
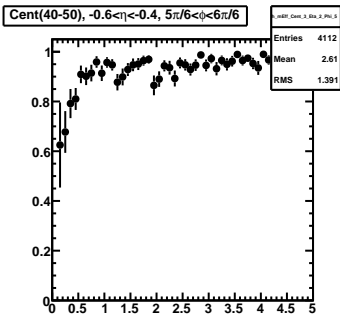
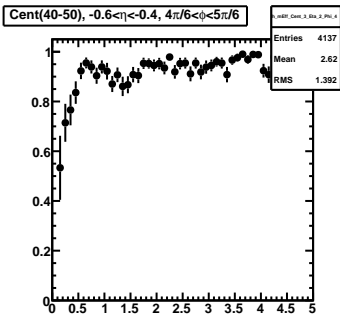
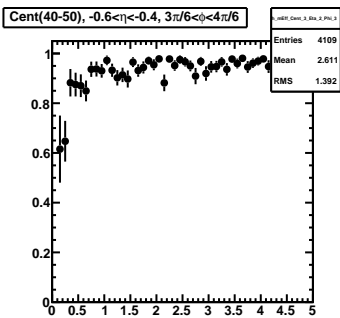
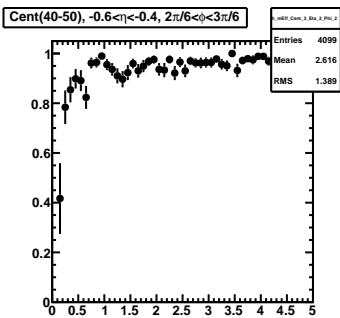
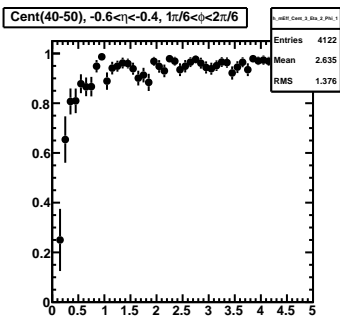
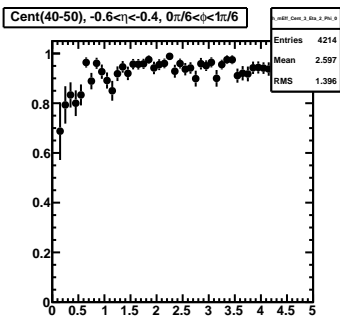
Cent(50-60), $0.8 < \eta < 1.0$, $11\pi/6 < \phi < 12\pi/6$

Entries 3916
Mean 2.615
RMS 1.398

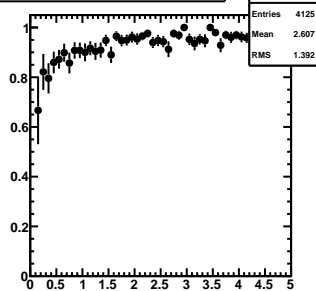




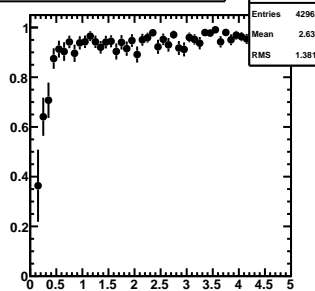




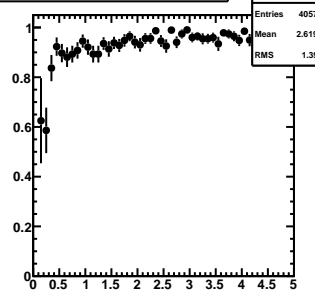
Cent(40-50), $-0.4 < \eta < -0.2$, $0\pi/6 < \phi < 1\pi/6$



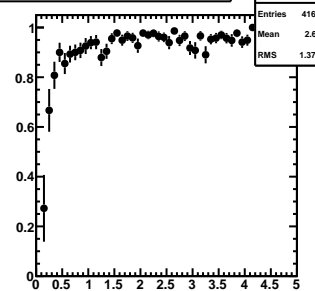
Cent(40-50), $-0.4 < \eta < -0.2$, $1\pi/6 < \phi < 2\pi/6$



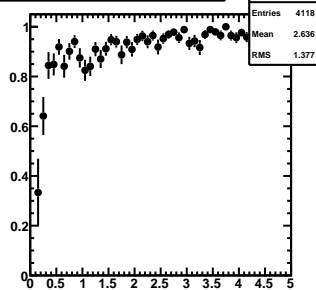
Cent(40-50), $-0.4 < \eta < -0.2$, $2\pi/6 < \phi < 3\pi/6$



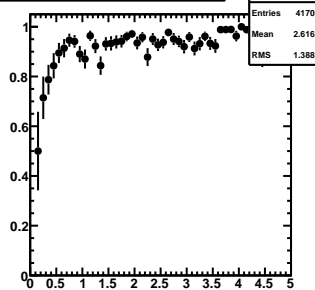
Cent(40-50), $-0.4 < \eta < -0.2$, $3\pi/6 < \phi < 4\pi/6$



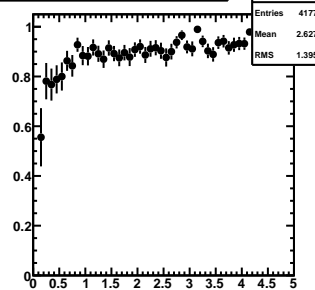
Cent(40-50), $-0.4 < \eta < -0.2$, $4\pi/6 < \phi < 5\pi/6$



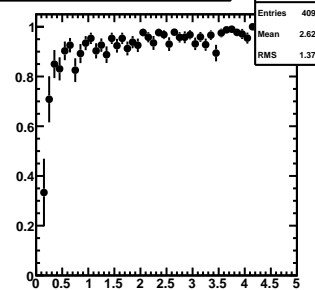
Cent(40-50), $-0.4 < \eta < -0.2$, $5\pi/6 < \phi < 6\pi/6$



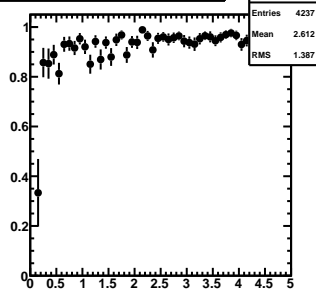
Cent(40-50), $-0.4 < \eta < -0.2$, $6\pi/6 < \phi < 7\pi/6$



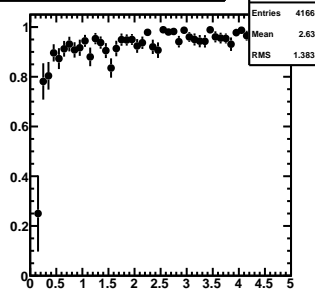
Cent(40-50), $-0.4 < \eta < -0.2$, $7\pi/6 < \phi < 8\pi/6$



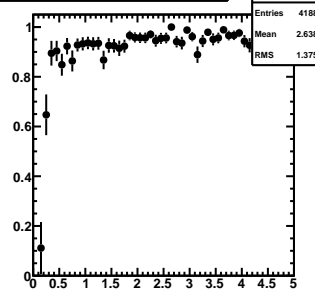
Cent(40-50), $-0.4 < \eta < -0.2$, $8\pi/6 < \phi < 9\pi/6$



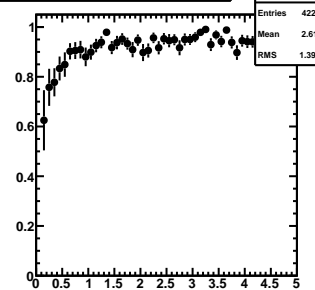
Cent(40-50), $-0.4 < \eta < -0.2$, $9\pi/6 < \phi < 10\pi/6$

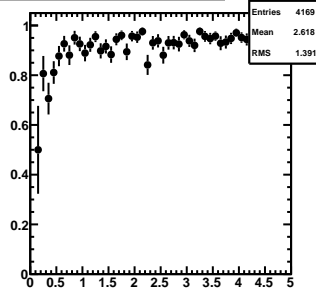
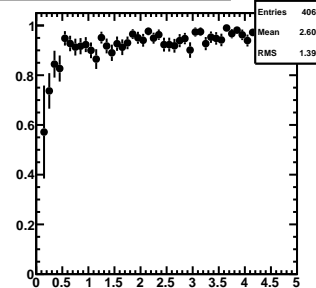
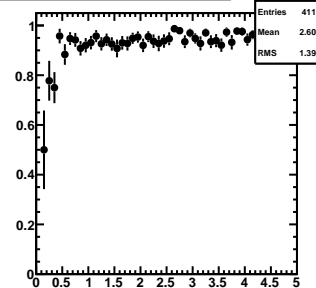
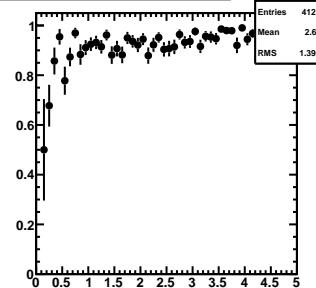
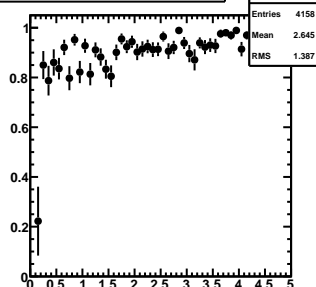
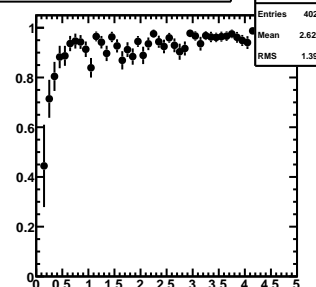
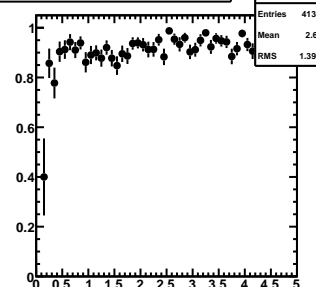
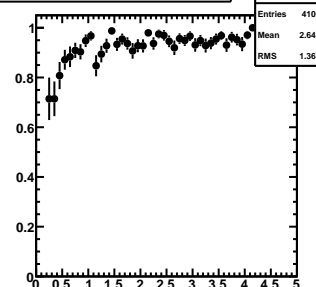
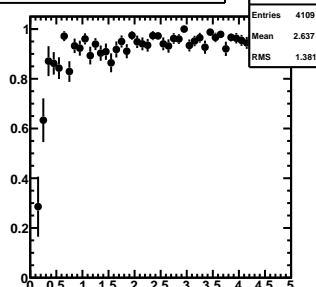
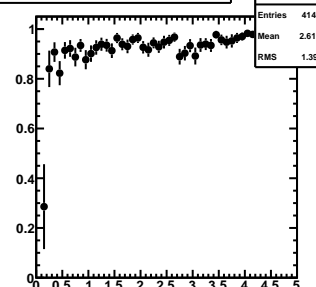
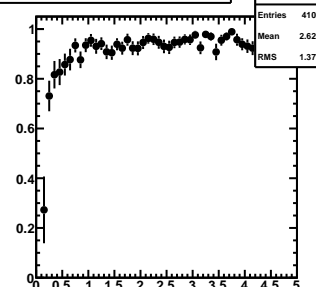
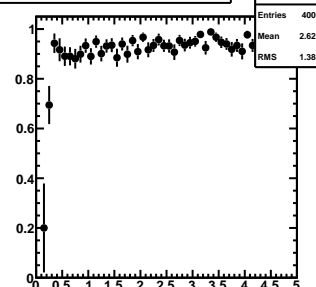


Cent(40-50), $-0.4 < \eta < -0.2$, $10\pi/6 < \phi < 11\pi/6$

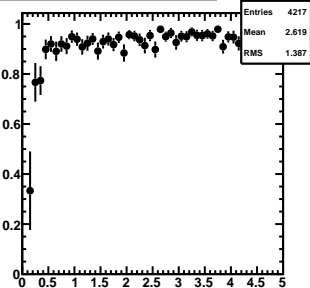


Cent(40-50), $-0.4 < \eta < -0.2$, $11\pi/6 < \phi < 12\pi/6$

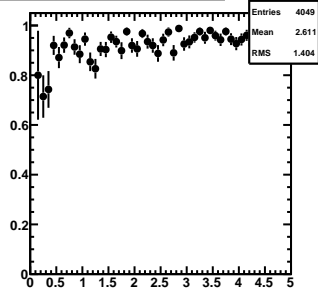


Cent(40-50), $-0.2 < \eta < 0.0$, $0\pi/6 < \phi < 1\pi/6$ Cent(40-50), $-0.2 < \eta < 0.0$, $1\pi/6 < \phi < 2\pi/6$ Cent(40-50), $-0.2 < \eta < 0.0$, $2\pi/6 < \phi < 3\pi/6$ Cent(40-50), $-0.2 < \eta < 0.0$, $3\pi/6 < \phi < 4\pi/6$ Cent(40-50), $-0.2 < \eta < 0.0$, $4\pi/6 < \phi < 5\pi/6$ Cent(40-50), $-0.2 < \eta < 0.0$, $5\pi/6 < \phi < 6\pi/6$ Cent(40-50), $-0.2 < \eta < 0.0$, $6\pi/6 < \phi < 7\pi/6$ Cent(40-50), $-0.2 < \eta < 0.0$, $7\pi/6 < \phi < 8\pi/6$ Cent(40-50), $-0.2 < \eta < 0.0$, $8\pi/6 < \phi < 9\pi/6$ Cent(40-50), $-0.2 < \eta < 0.0$, $9\pi/6 < \phi < 10\pi/6$ Cent(40-50), $-0.2 < \eta < 0.0$, $10\pi/6 < \phi < 11\pi/6$ Cent(40-50), $-0.2 < \eta < 0.0$, $11\pi/6 < \phi < 12\pi/6$ 

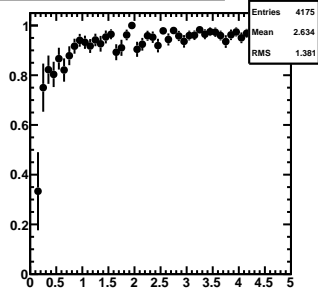
Cent(40-50), $0.0 < \eta < 0.2$, $0\pi/6 < \phi < 1\pi/6$



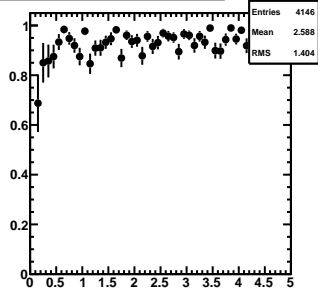
Cent(40-50), $0.0 < \eta < 0.2$, $1\pi/6 < \phi < 2\pi/6$



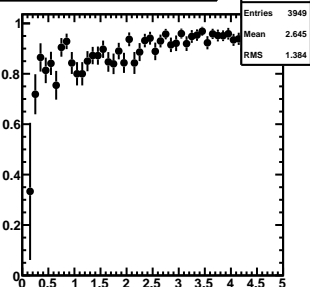
Cent(40-50), $0.0 < \eta < 0.2$, $2\pi/6 < \phi < 3\pi/6$



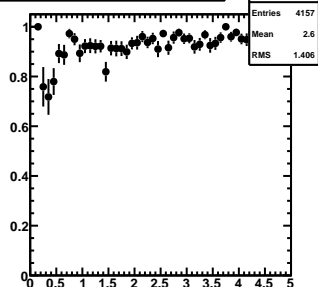
Cent(40-50), $0.0 < \eta < 0.2$, $3\pi/6 < \phi < 4\pi/6$



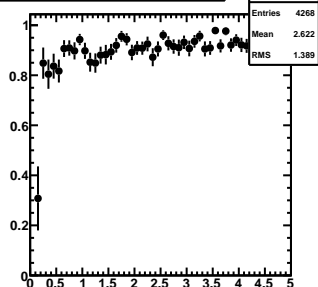
Cent(40-50), $0.0 < \eta < 0.2$, $4\pi/6 < \phi < 5\pi/6$



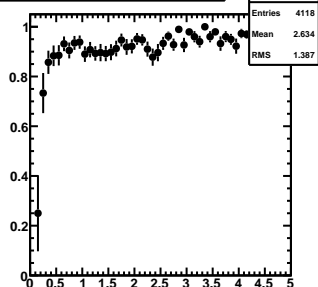
Cent(40-50), $0.0 < \eta < 0.2$, $5\pi/6 < \phi < 6\pi/6$



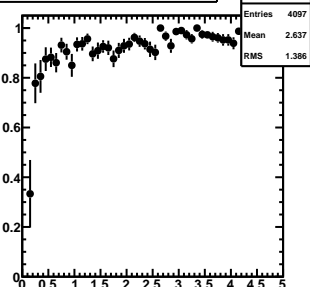
Cent(40-50), $0.0 < \eta < 0.2$, $6\pi/6 < \phi < 7\pi/6$



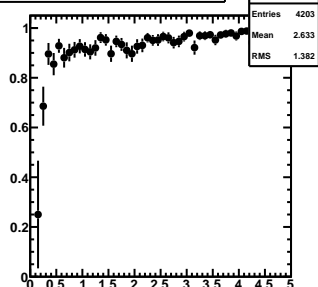
Cent(40-50), $0.0 < \eta < 0.2$, $7\pi/6 < \phi < 8\pi/6$



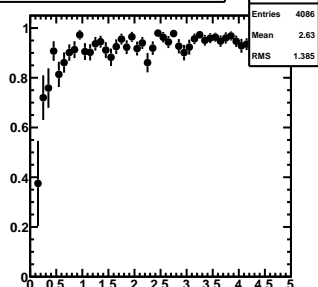
Cent(40-50), $0.0 < \eta < 0.2$, $8\pi/6 < \phi < 9\pi/6$



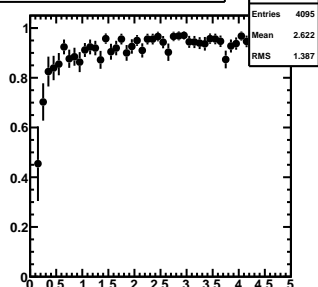
Cent(40-50), $0.0 < \eta < 0.2$, $9\pi/6 < \phi < 10\pi/6$



Cent(40-50), $0.0 < \eta < 0.2$, $10\pi/6 < \phi < 11\pi/6$



Cent(40-50), $0.0 < \eta < 0.2$, $11\pi/6 < \phi < 12\pi/6$



Cent(40-50), $0.2 < \eta < 0.4$, $0\pi/6 < \phi < 1\pi/6$

Entries 4262
Mean 2.618
RMS 1.388

Cent(40-50), $0.2 < \eta < 0.4$, $1\pi/6 < \phi < 2\pi/6$

Entries 4017
Mean 2.6
RMS 1.394

Cent(40-50), $0.2 < \eta < 0.4$, $2\pi/6 < \phi < 3\pi/6$

Entries 4168
Mean 2.639
RMS 1.372

Cent(40-50), $0.2 < \eta < 0.4$, $3\pi/6 < \phi < 4\pi/6$

Entries 4162
Mean 2.627
RMS 1.384

Cent(40-50), $0.2 < \eta < 0.4$, $4\pi/6 < \phi < 5\pi/6$

Entries 3987
Mean 2.669
RMS 1.371

Cent(40-50), $0.2 < \eta < 0.4$, $5\pi/6 < \phi < 6\pi/6$

Entries 4134
Mean 2.631
RMS 1.379

Cent(40-50), $0.2 < \eta < 0.4$, $6\pi/6 < \phi < 7\pi/6$

Entries 4085
Mean 2.617
RMS 1.398

Cent(40-50), $0.2 < \eta < 0.4$, $7\pi/6 < \phi < 8\pi/6$

Entries 4075
Mean 2.631
RMS 1.385

Cent(40-50), $0.2 < \eta < 0.4$, $8\pi/6 < \phi < 9\pi/6$

Entries 4238
Mean 2.644
RMS 1.376

Cent(40-50), $0.2 < \eta < 0.4$, $9\pi/6 < \phi < 10\pi/6$

Entries 4110
Mean 2.637
RMS 1.382

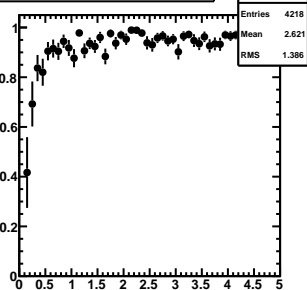
Cent(40-50), $0.2 < \eta < 0.4$, $10\pi/6 < \phi < 11\pi/6$

Entries 4195
Mean 2.636
RMS 1.382

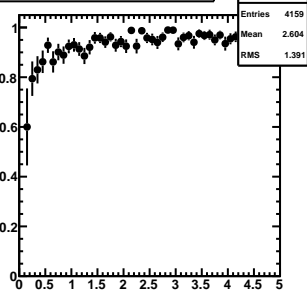
Cent(40-50), $0.2 < \eta < 0.4$, $11\pi/6 < \phi < 12\pi/6$

Entries 4128
Mean 2.637
RMS 1.373

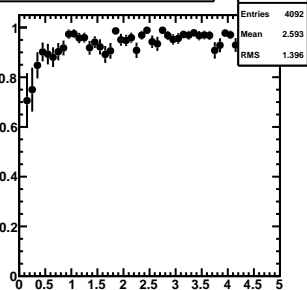
Cent(40-50), $0.4 < \eta < 0.6$, $0\pi/6 < \phi < 1\pi/6$



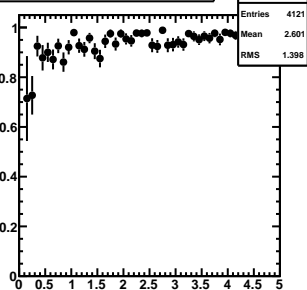
Cent(40-50), $0.4 < \eta < 0.6$, $1\pi/6 < \phi < 2\pi/6$



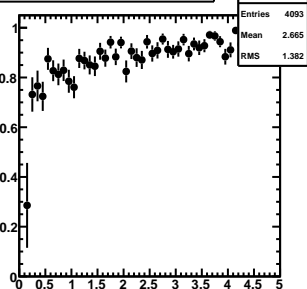
Cent(40-50), $0.4 < \eta < 0.6$, $2\pi/6 < \phi < 3\pi/6$



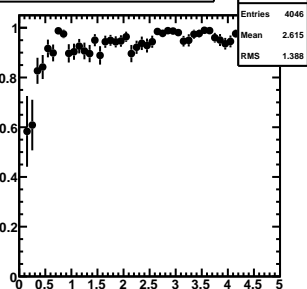
Cent(40-50), $0.4 < \eta < 0.6$, $3\pi/6 < \phi < 4\pi/6$



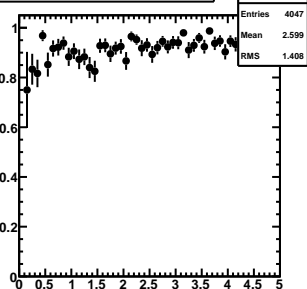
Cent(40-50), $0.4 < \eta < 0.6$, $4\pi/6 < \phi < 5\pi/6$



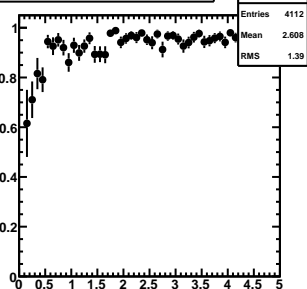
Cent(40-50), $0.4 < \eta < 0.6$, $5\pi/6 < \phi < 6\pi/6$



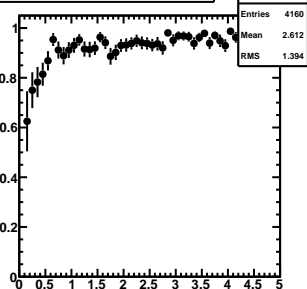
Cent(40-50), $0.4 < \eta < 0.6$, $6\pi/6 < \phi < 7\pi/6$



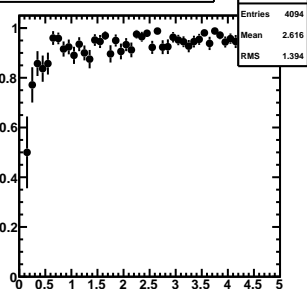
Cent(40-50), $0.4 < \eta < 0.6$, $7\pi/6 < \phi < 8\pi/6$



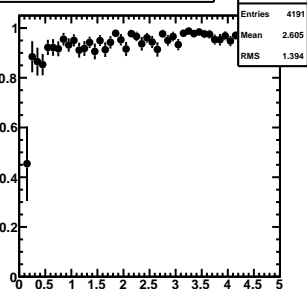
Cent(40-50), $0.4 < \eta < 0.6$, $8\pi/6 < \phi < 9\pi/6$



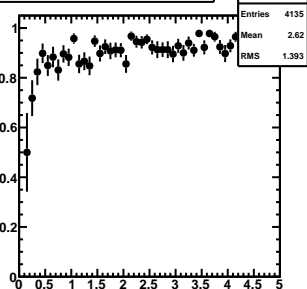
Cent(40-50), $0.4 < \eta < 0.6$, $9\pi/6 < \phi < 10\pi/6$



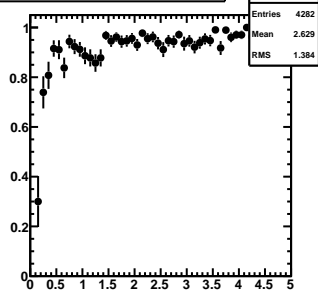
Cent(40-50), $0.4 < \eta < 0.6$, $10\pi/6 < \phi < 11\pi/6$



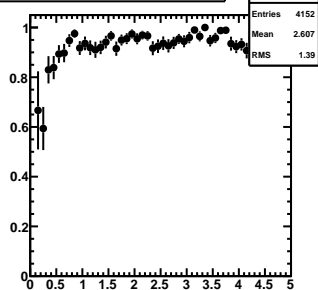
Cent(40-50), $0.4 < \eta < 0.6$, $11\pi/6 < \phi < 12\pi/6$



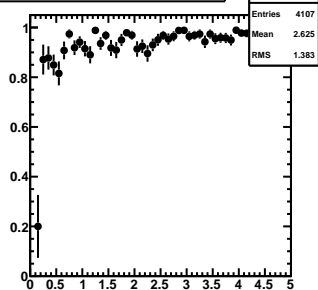
Cent(40-50), $0.6 < \eta < 0.8$, $0\pi/6 < \phi < 1\pi/6$



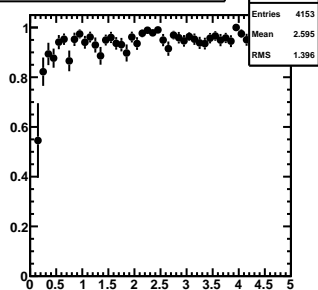
Cent(40-50), $0.6 < \eta < 0.8$, $1\pi/6 < \phi < 2\pi/6$



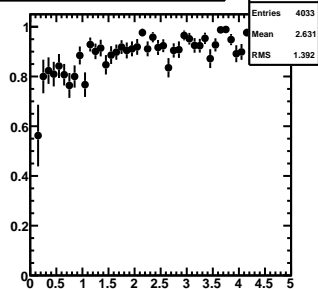
Cent(40-50), $0.6 < \eta < 0.8$, $2\pi/6 < \phi < 3\pi/6$



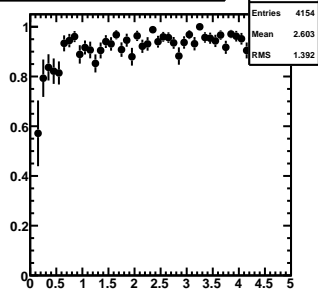
Cent(40-50), $0.6 < \eta < 0.8$, $3\pi/6 < \phi < 4\pi/6$



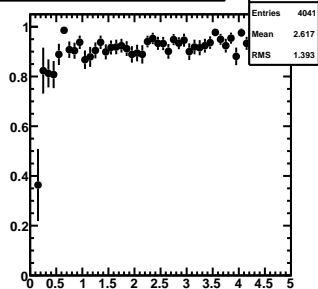
Cent(40-50), $0.6 < \eta < 0.8$, $4\pi/6 < \phi < 5\pi/6$



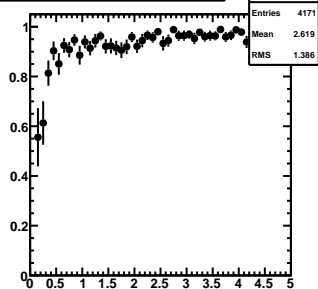
Cent(40-50), $0.6 < \eta < 0.8$, $5\pi/6 < \phi < 6\pi/6$



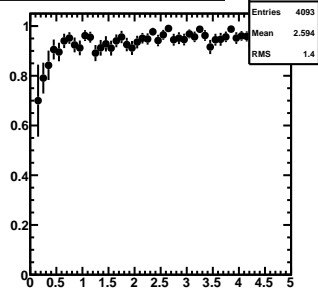
Cent(40-50), $0.6 < \eta < 0.8$, $6\pi/6 < \phi < 7\pi/6$



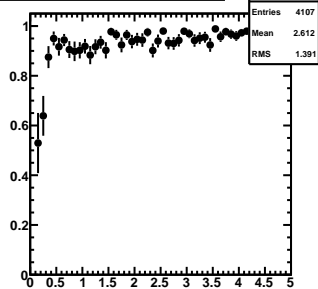
Cent(40-50), $0.6 < \eta < 0.8$, $7\pi/6 < \phi < 8\pi/6$



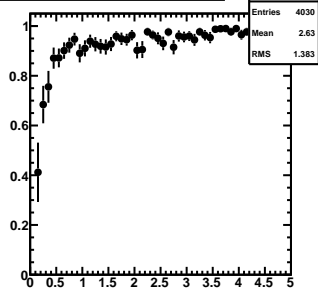
Cent(40-50), $0.6 < \eta < 0.8$, $8\pi/6 < \phi < 9\pi/6$



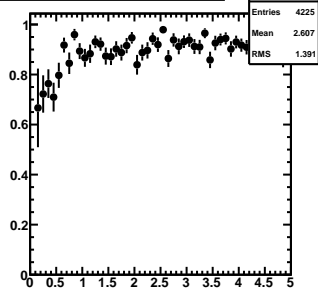
Cent(40-50), $0.6 < \eta < 0.8$, $9\pi/6 < \phi < 10\pi/6$



Cent(40-50), $0.6 < \eta < 0.8$, $10\pi/6 < \phi < 11\pi/6$

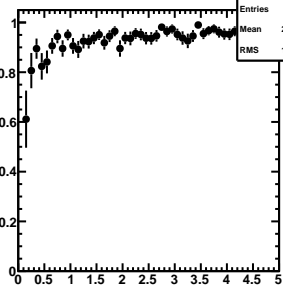


Cent(40-50), $0.6 < \eta < 0.8$, $11\pi/6 < \phi < 12\pi/6$

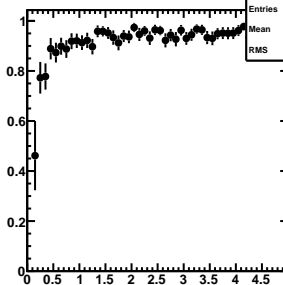


Cent(40-50), $0.8 < \eta < 1.0$, $0\pi/6 < \phi < 1\pi/6$

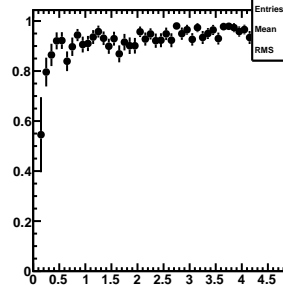
Entries 4098
Mean 2.605
RMS 1.395

Cent(40-50), $0.8 < \eta < 1.0$, $1\pi/6 < \phi < 2\pi/6$

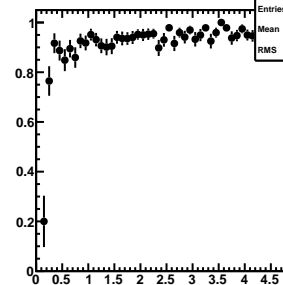
Entries 4116
Mean 2.612
RMS 1.388

Cent(40-50), $0.8 < \eta < 1.0$, $2\pi/6 < \phi < 3\pi/6$

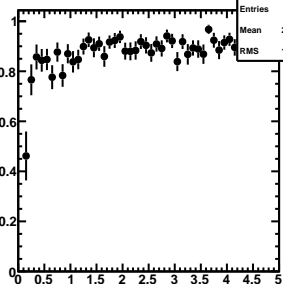
Entries 4178
Mean 2.604
RMS 1.395

Cent(40-50), $0.8 < \eta < 1.0$, $3\pi/6 < \phi < 4\pi/6$

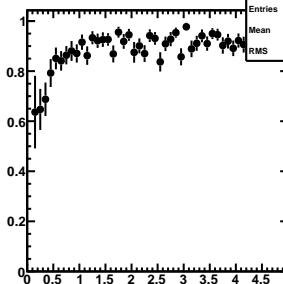
Entries 4120
Mean 2.624
RMS 1.381

Cent(40-50), $0.8 < \eta < 1.0$, $4\pi/6 < \phi < 5\pi/6$

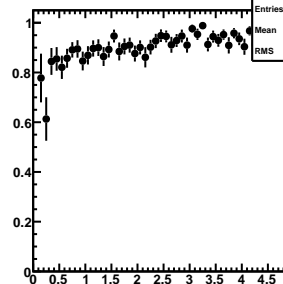
Entries 4015
Mean 2.622
RMS 1.397

Cent(40-50), $0.8 < \eta < 1.0$, $5\pi/6 < \phi < 6\pi/6$

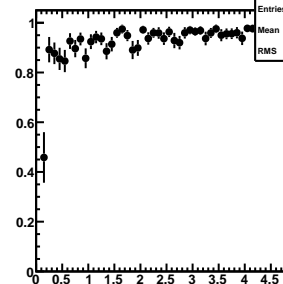
Entries 4160
Mean 2.619
RMS 1.39

Cent(40-50), $0.8 < \eta < 1.0$, $6\pi/6 < \phi < 7\pi/6$

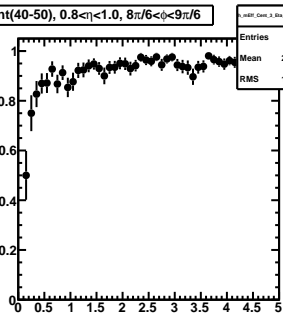
Entries 4119
Mean 2.615
RMS 1.398

Cent(40-50), $0.8 < \eta < 1.0$, $7\pi/6 < \phi < 8\pi/6$

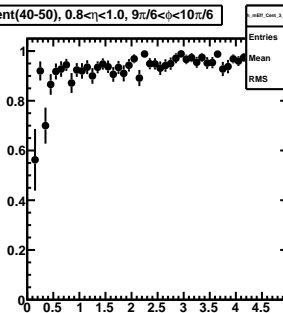
Entries 4124
Mean 2.613
RMS 1.394

Cent(40-50), $0.8 < \eta < 1.0$, $8\pi/6 < \phi < 9\pi/6$

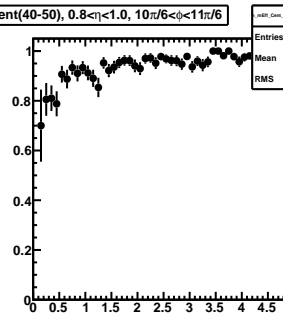
Entries 4085
Mean 2.617
RMS 1.389

Cent(40-50), $0.8 < \eta < 1.0$, $9\pi/6 < \phi < 10\pi/6$

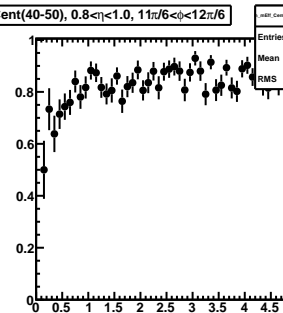
Entries 4064
Mean 2.607
RMS 1.394

Cent(40-50), $0.8 < \eta < 1.0$, $10\pi/6 < \phi < 11\pi/6$

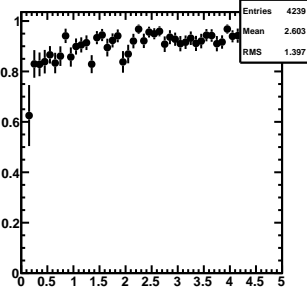
Entries 4106
Mean 2.61
RMS 1.393

Cent(40-50), $0.8 < \eta < 1.0$, $11\pi/6 < \phi < 12\pi/6$

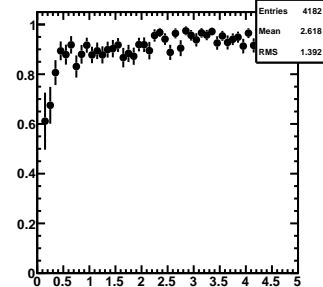
Entries 4103
Mean 2.614
RMS 1.384



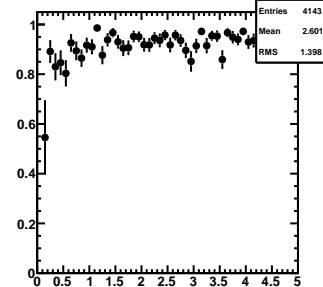
Cent(30-40), $-1.0 < \eta < -0.8$, $0\pi/6 < \phi < 1\pi/6$



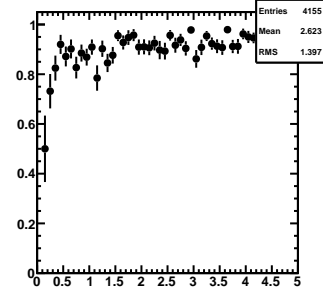
Cent(30-40), $-1.0 < \eta < -0.8$, $1\pi/6 < \phi < 2\pi/6$



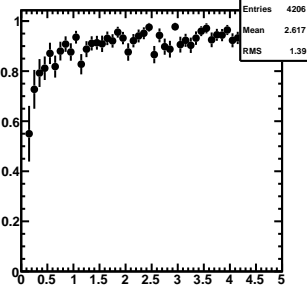
Cent(30-40), $-1.0 < \eta < -0.8$, $2\pi/6 < \phi < 3\pi/6$



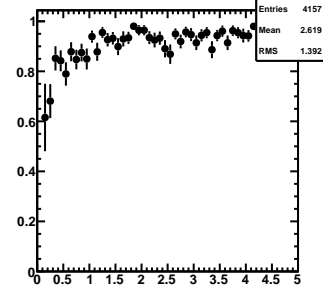
Cent(30-40), $-1.0 < \eta < -0.8$, $3\pi/6 < \phi < 4\pi/6$



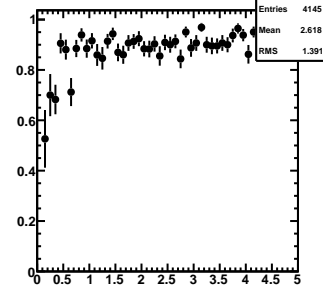
Cent(30-40), $-1.0 < \eta < -0.8$, $4\pi/6 < \phi < 5\pi/6$



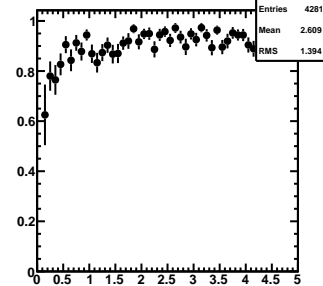
Cent(30-40), $-1.0 < \eta < -0.8$, $5\pi/6 < \phi < 6\pi/6$



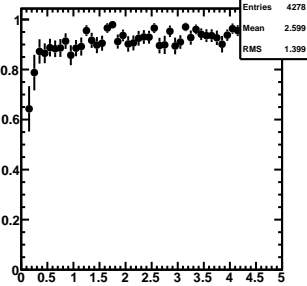
Cent(30-40), $-1.0 < \eta < -0.8$, $6\pi/6 < \phi < 7\pi/6$



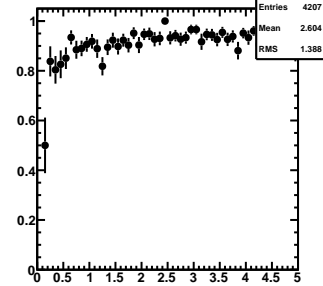
Cent(30-40), $-1.0 < \eta < -0.8$, $7\pi/6 < \phi < 8\pi/6$



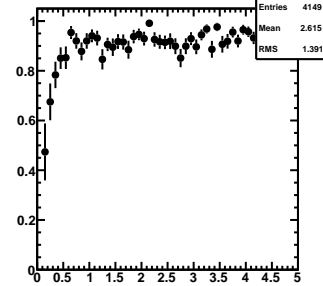
Cent(30-40), $-1.0 < \eta < -0.8$, $8\pi/6 < \phi < 9\pi/6$



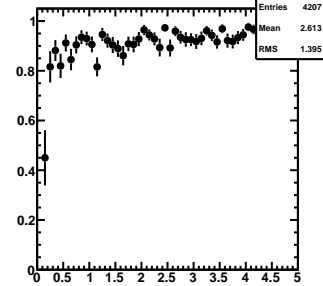
Cent(30-40), $-1.0 < \eta < -0.8$, $9\pi/6 < \phi < 10\pi/6$



Cent(30-40), $-1.0 < \eta < -0.8$, $10\pi/6 < \phi < 11\pi/6$



Cent(30-40), $-1.0 < \eta < -0.8$, $11\pi/6 < \phi < 12\pi/6$



Cent(30-40), $-0.8 < \eta < -0.6$, $0\pi/6 < \phi < 1\pi/6$

Entries 4129
Mean 2.589
RMS 1.398

Cent(30-40), $-0.8 < \eta < -0.6$, $1\pi/6 < \phi < 2\pi/6$

Entries 4133
Mean 2.612
RMS 1.383

Cent(30-40), $-0.8 < \eta < -0.6$, $2\pi/6 < \phi < 3\pi/6$

Entries 4072
Mean 2.599
RMS 1.399

Cent(30-40), $-0.8 < \eta < -0.6$, $3\pi/6 < \phi < 4\pi/6$

Entries 4109
Mean 2.616
RMS 1.387

Cent(30-40), $-0.8 < \eta < -0.6$, $4\pi/6 < \phi < 5\pi/6$

Entries 4188
Mean 2.621
RMS 1.388

Cent(30-40), $-0.8 < \eta < -0.6$, $5\pi/6 < \phi < 6\pi/6$

Entries 4174
Mean 2.612
RMS 1.391

Cent(30-40), $-0.8 < \eta < -0.6$, $6\pi/6 < \phi < 7\pi/6$

Entries 4206
Mean 2.62
RMS 1.392

Cent(30-40), $-0.8 < \eta < -0.6$, $7\pi/6 < \phi < 8\pi/6$

Entries 4076
Mean 2.608
RMS 1.389

Cent(30-40), $-0.8 < \eta < -0.6$, $8\pi/6 < \phi < 9\pi/6$

Entries 4071
Mean 2.62
RMS 1.387

Cent(30-40), $-0.8 < \eta < -0.6$, $9\pi/6 < \phi < 10\pi/6$

Entries 4192
Mean 2.605
RMS 1.392

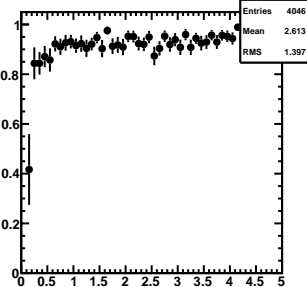
Cent(30-40), $-0.8 < \eta < -0.6$, $10\pi/6 < \phi < 11\pi/6$

Entries 4145
Mean 2.614
RMS 1.393

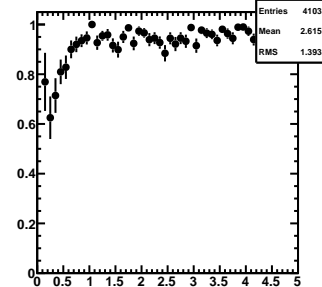
Cent(30-40), $-0.8 < \eta < -0.6$, $11\pi/6 < \phi < 12\pi/6$

Entries 4188
Mean 2.6
RMS 1.399

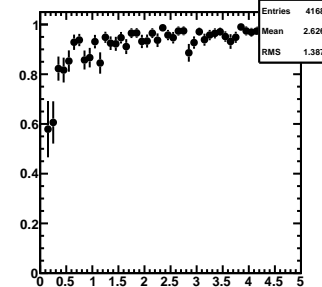
Cent(30-40), $-0.6 < \eta < -0.4$, $0\pi/6 < \phi < 1\pi/6$



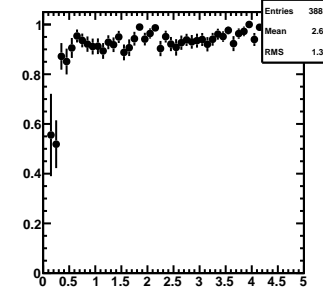
Cent(30-40), $-0.6 < \eta < -0.4$, $1\pi/6 < \phi < 2\pi/6$



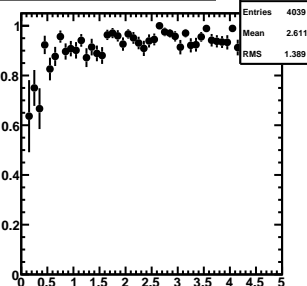
Cent(30-40), $-0.6 < \eta < -0.4$, $2\pi/6 < \phi < 3\pi/6$



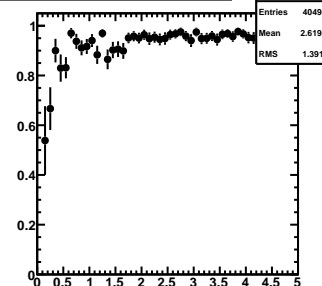
Cent(30-40), $-0.6 < \eta < -0.4$, $3\pi/6 < \phi < 4\pi/6$



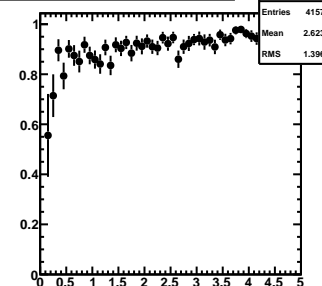
Cent(30-40), $-0.6 < \eta < -0.4$, $4\pi/6 < \phi < 5\pi/6$



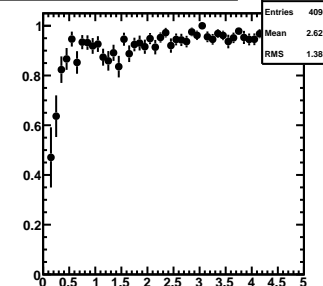
Cent(30-40), $-0.6 < \eta < -0.4$, $5\pi/6 < \phi < 6\pi/6$



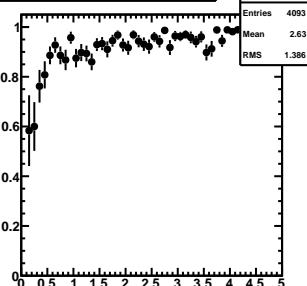
Cent(30-40), $-0.6 < \eta < -0.4$, $6\pi/6 < \phi < 7\pi/6$



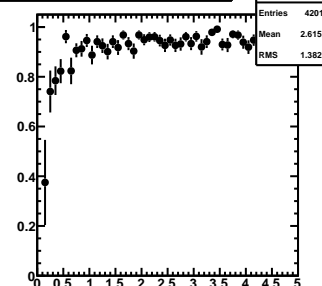
Cent(30-40), $-0.6 < \eta < -0.4$, $7\pi/6 < \phi < 8\pi/6$



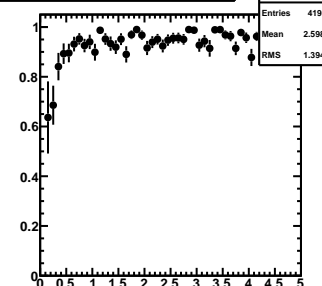
Cent(30-40), $-0.6 < \eta < -0.4$, $8\pi/6 < \phi < 9\pi/6$



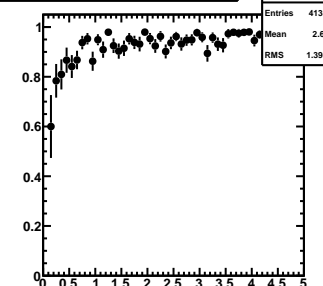
Cent(30-40), $-0.6 < \eta < -0.4$, $9\pi/6 < \phi < 10\pi/6$

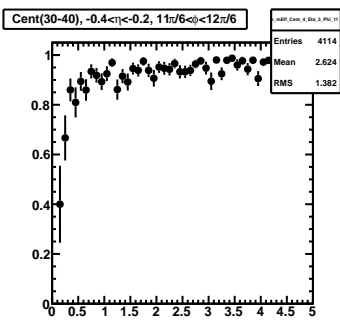
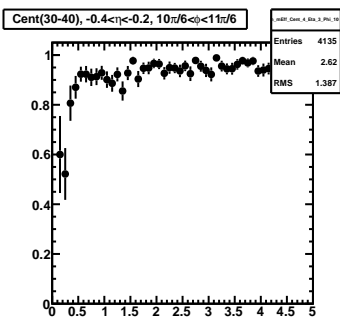
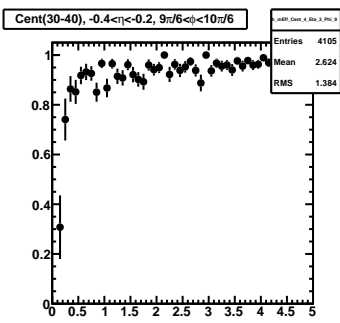
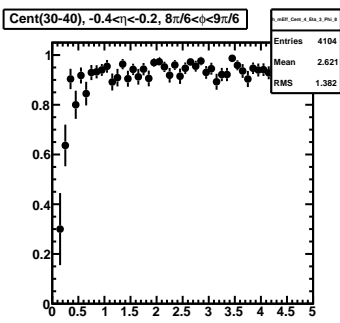
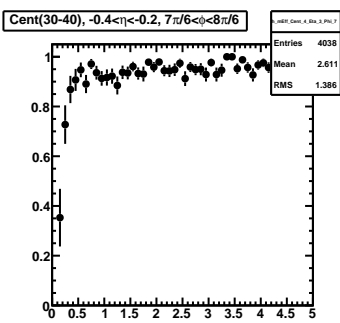
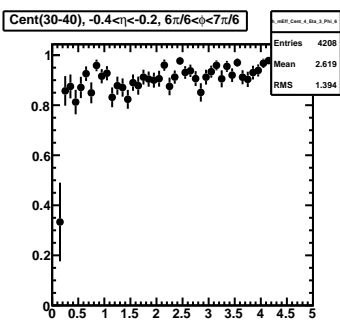
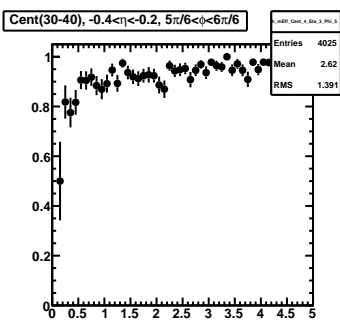
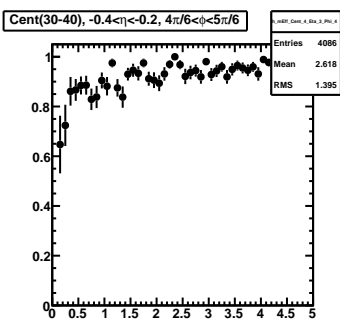
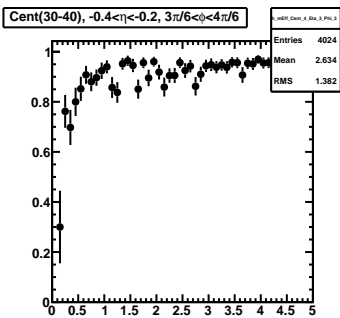
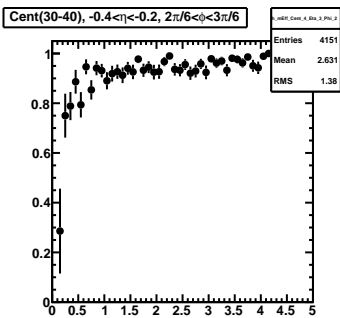
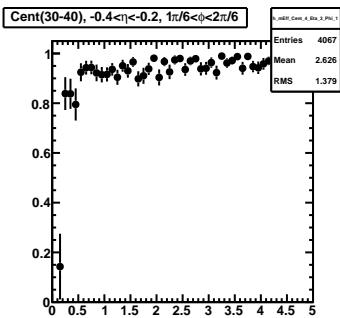
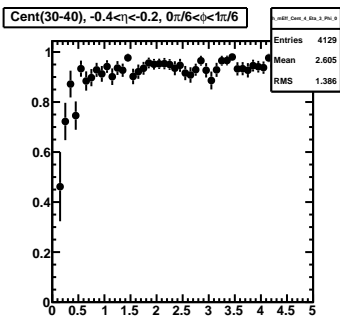


Cent(30-40), $-0.6 < \eta < -0.4$, $10\pi/6 < \phi < 11\pi/6$



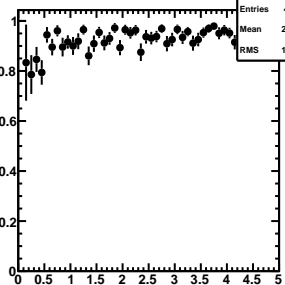
Cent(30-40), $-0.6 < \eta < -0.4$, $11\pi/6 < \phi < 12\pi/6$



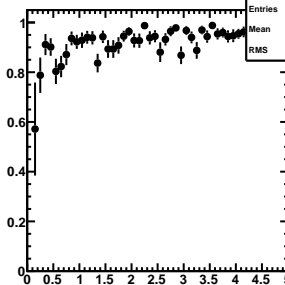


Cent(30-40), $-0.2 < \eta < 0.0$, $0\pi/6 < \phi < 1\pi/6$

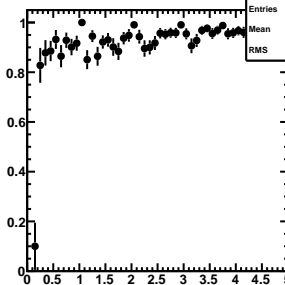
Entries 4140
Mean 2.584
RMS 1.402

Cent(30-40), $-0.2 < \eta < 0.0$, $1\pi/6 < \phi < 2\pi/6$

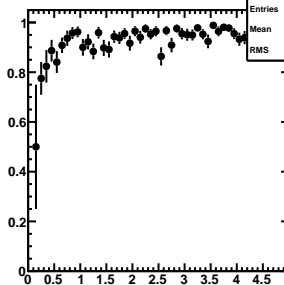
Entries 4096
Mean 2.611
RMS 1.397

Cent(30-40), $-0.2 < \eta < 0.0$, $2\pi/6 < \phi < 3\pi/6$

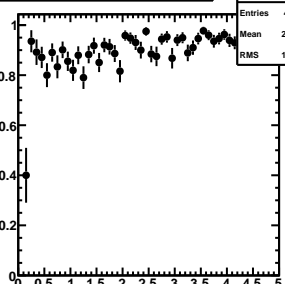
Entries 4048
Mean 2.63
RMS 1.382

Cent(30-40), $-0.2 < \eta < 0.0$, $3\pi/6 < \phi < 4\pi/6$

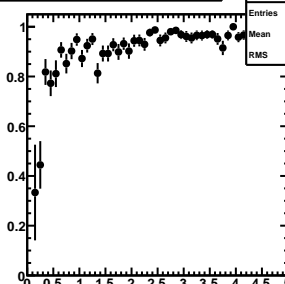
Entries 4123
Mean 2.602
RMS 1.389

Cent(30-40), $-0.2 < \eta < 0.0$, $4\pi/6 < \phi < 5\pi/6$

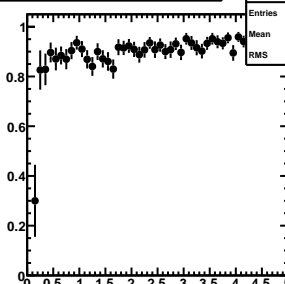
Entries 4040
Mean 2.624
RMS 1.396

Cent(30-40), $-0.2 < \eta < 0.0$, $5\pi/6 < \phi < 6\pi/6$

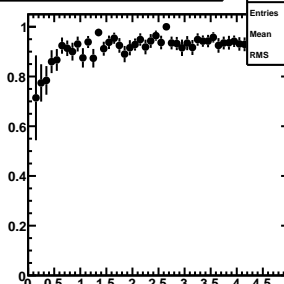
Entries 4110
Mean 2.656
RMS 1.369

Cent(30-40), $-0.2 < \eta < 0.0$, $6\pi/6 < \phi < 7\pi/6$

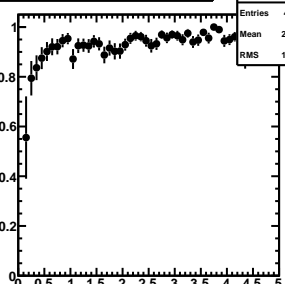
Entries 4102
Mean 2.622
RMS 1.392

Cent(30-40), $-0.2 < \eta < 0.0$, $7\pi/6 < \phi < 8\pi/6$

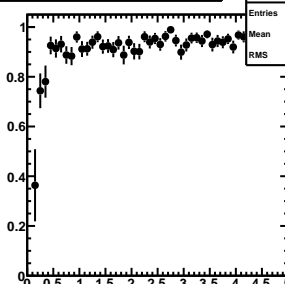
Entries 3957
Mean 2.598
RMS 1.398

Cent(30-40), $-0.2 < \eta < 0.0$, $8\pi/6 < \phi < 9\pi/6$

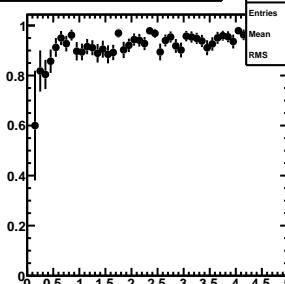
Entries 4192
Mean 2.604
RMS 1.393

Cent(30-40), $-0.2 < \eta < 0.0$, $9\pi/6 < \phi < 10\pi/6$

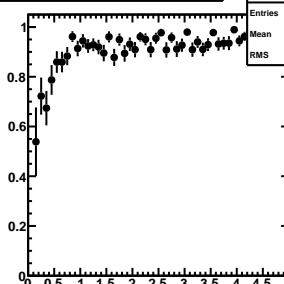
Entries 4128
Mean 2.615
RMS 1.387

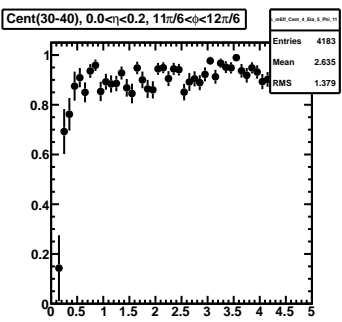
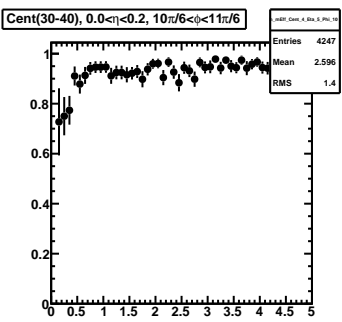
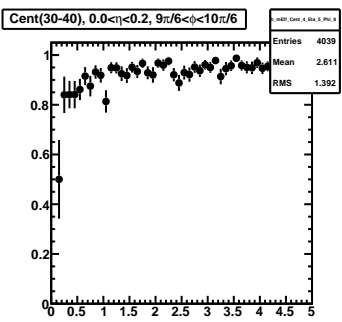
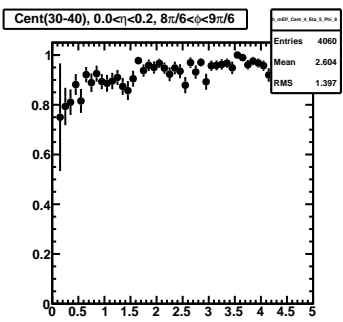
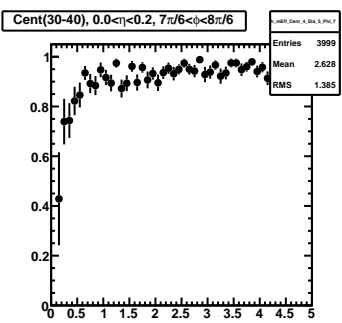
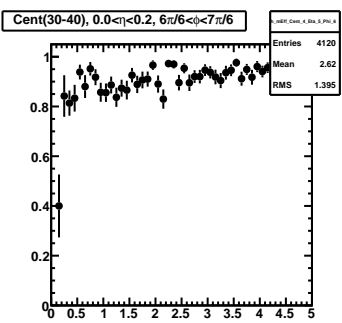
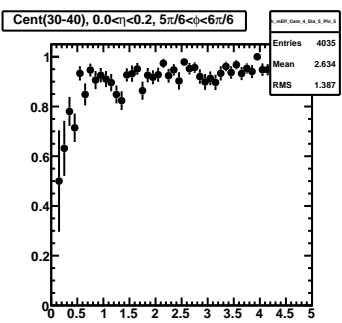
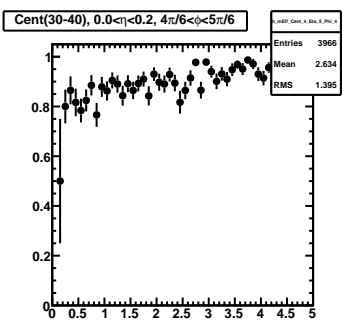
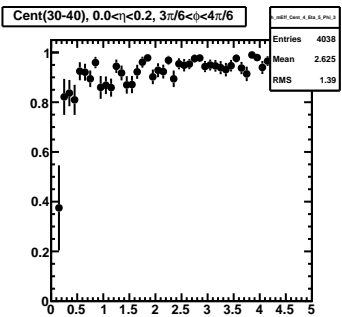
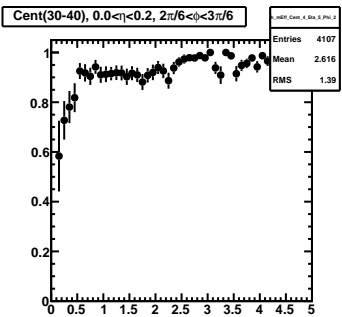
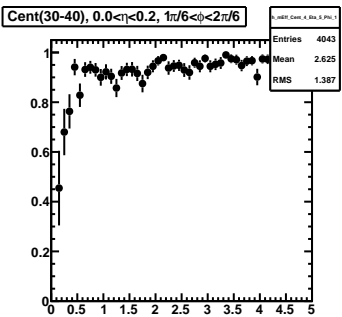
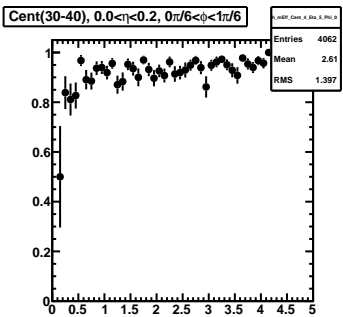
Cent(30-40), $-0.2 < \eta < 0.0$, $10\pi/6 < \phi < 11\pi/6$

Entries 4071
Mean 2.603
RMS 1.4

Cent(30-40), $-0.2 < \eta < 0.0$, $11\pi/6 < \phi < 12\pi/6$

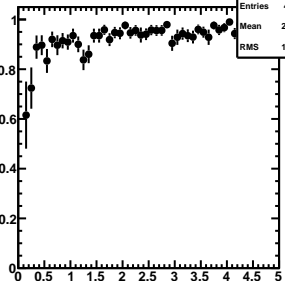
Entries 4150
Mean 2.62
RMS 1.385



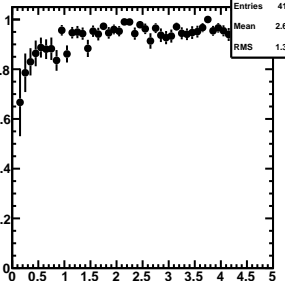


Cent(30-40), $0.2 < \eta < 0.4$, $0\pi/6 < \phi < 1\pi/6$

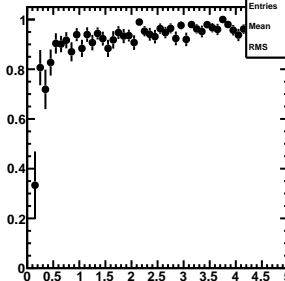
Entries 4117
 Mean 2.613
 RMS 1.396

Cent(30-40), $0.2 < \eta < 0.4$, $1\pi/6 < \phi < 2\pi/6$

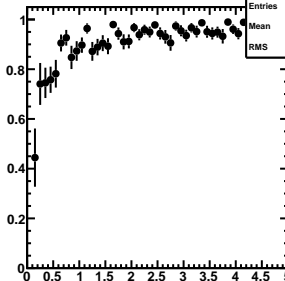
Entries 4157
 Mean 2.612
 RMS 1.396

Cent(30-40), $0.2 < \eta < 0.4$, $2\pi/6 < \phi < 3\pi/6$

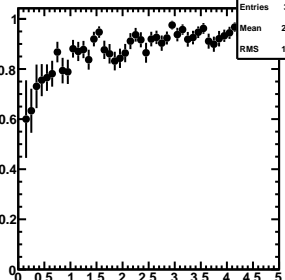
Entries 4073
 Mean 2.632
 RMS 1.383

Cent(30-40), $0.2 < \eta < 0.4$, $3\pi/6 < \phi < 4\pi/6$

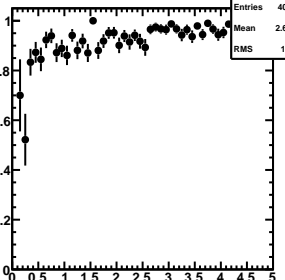
Entries 4097
 Mean 2.637
 RMS 1.38

Cent(30-40), $0.2 < \eta < 0.4$, $4\pi/6 < \phi < 5\pi/6$

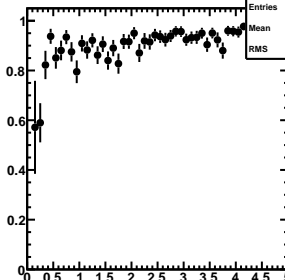
Entries 3922
 Mean 2.652
 RMS 1.386

Cent(30-40), $0.2 < \eta < 0.4$, $5\pi/6 < \phi < 6\pi/6$

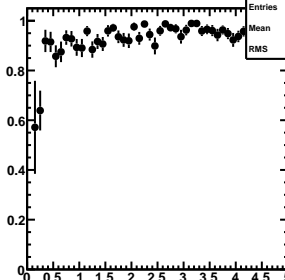
Entries 4017
 Mean 2.622
 RMS 1.39

Cent(30-40), $0.2 < \eta < 0.4$, $6\pi/6 < \phi < 7\pi/6$

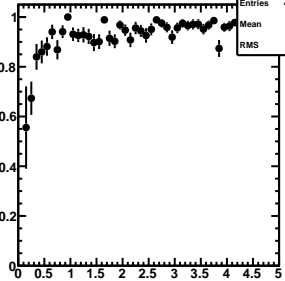
Entries 4227
 Mean 2.622
 RMS 1.392

Cent(30-40), $0.2 < \eta < 0.4$, $7\pi/6 < \phi < 8\pi/6$

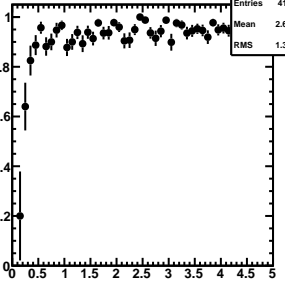
Entries 4113
 Mean 2.609
 RMS 1.39

Cent(30-40), $0.2 < \eta < 0.4$, $8\pi/6 < \phi < 9\pi/6$

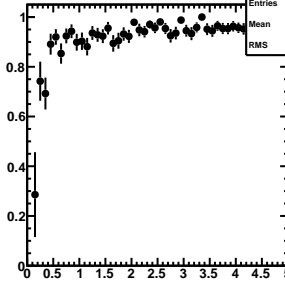
Entries 4133
 Mean 2.61
 RMS 1.39

Cent(30-40), $0.2 < \eta < 0.4$, $9\pi/6 < \phi < 10\pi/6$

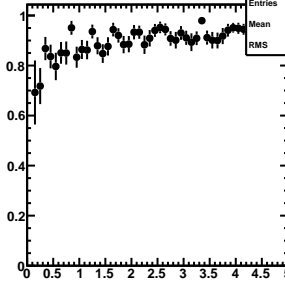
Entries 4104
 Mean 2.632
 RMS 1.379

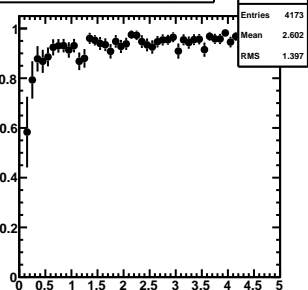
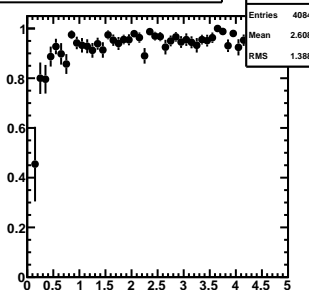
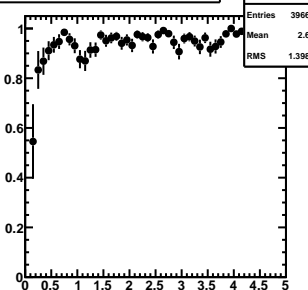
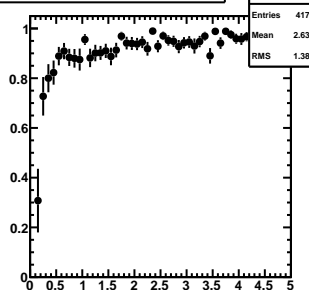
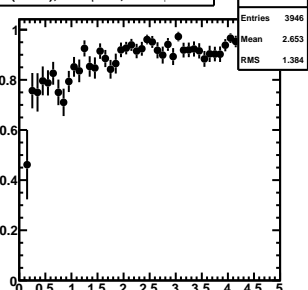
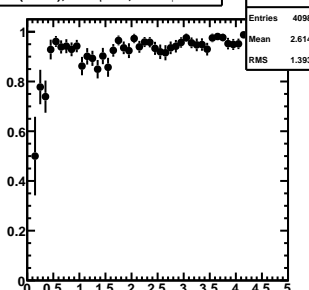
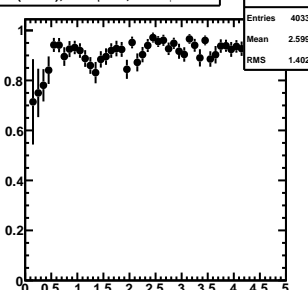
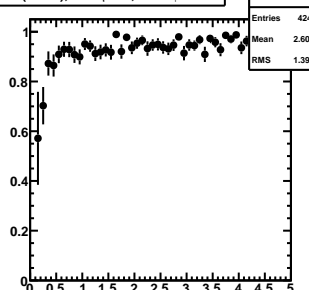
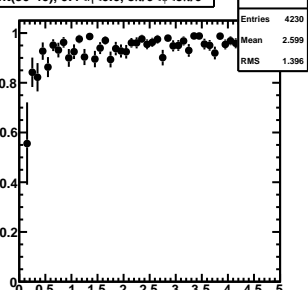
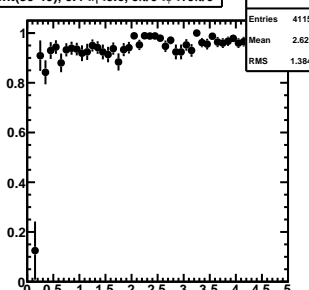
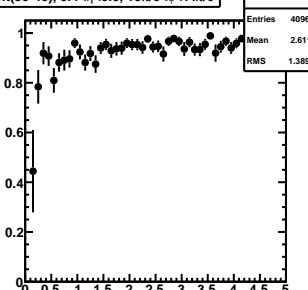
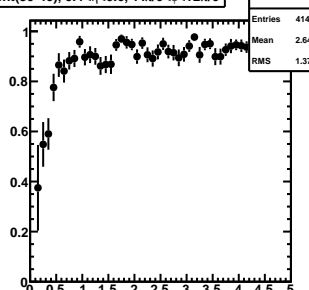
Cent(30-40), $0.2 < \eta < 0.4$, $10\pi/6 < \phi < 11\pi/6$

Entries 4063
 Mean 2.633
 RMS 1.379

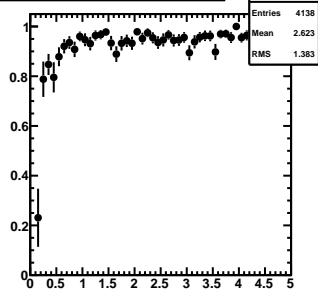
Cent(30-40), $0.2 < \eta < 0.4$, $11\pi/6 < \phi < 12\pi/6$

Entries 4107
 Mean 2.606
 RMS 1.397

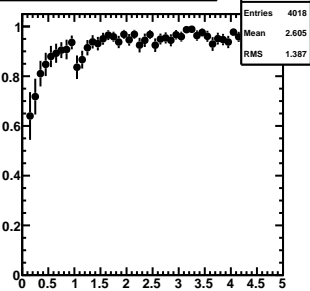


Cent(30-40), $0.4 < \eta < 0.6$, $0\pi/6 < \phi < 1\pi/6$ Cent(30-40), $0.4 < \eta < 0.6$, $1\pi/6 < \phi < 2\pi/6$ Cent(30-40), $0.4 < \eta < 0.6$, $2\pi/6 < \phi < 3\pi/6$ Cent(30-40), $0.4 < \eta < 0.6$, $3\pi/6 < \phi < 4\pi/6$ Cent(30-40), $0.4 < \eta < 0.6$, $4\pi/6 < \phi < 5\pi/6$ Cent(30-40), $0.4 < \eta < 0.6$, $5\pi/6 < \phi < 6\pi/6$ Cent(30-40), $0.4 < \eta < 0.6$, $6\pi/6 < \phi < 7\pi/6$ Cent(30-40), $0.4 < \eta < 0.6$, $7\pi/6 < \phi < 8\pi/6$ Cent(30-40), $0.4 < \eta < 0.6$, $8\pi/6 < \phi < 9\pi/6$ Cent(30-40), $0.4 < \eta < 0.6$, $9\pi/6 < \phi < 10\pi/6$ Cent(30-40), $0.4 < \eta < 0.6$, $10\pi/6 < \phi < 11\pi/6$ Cent(30-40), $0.4 < \eta < 0.6$, $11\pi/6 < \phi < 12\pi/6$ 

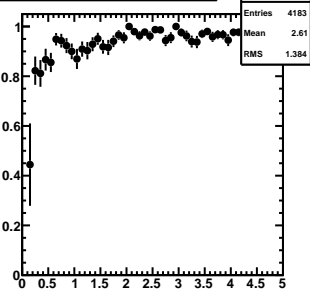
Cent(30-40), $0.6 < \eta < 0.8$, $0\pi/6 < \phi < 1\pi/6$



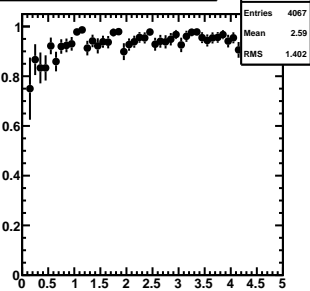
Cent(30-40), $0.6 < \eta < 0.8$, $1\pi/6 < \phi < 2\pi/6$



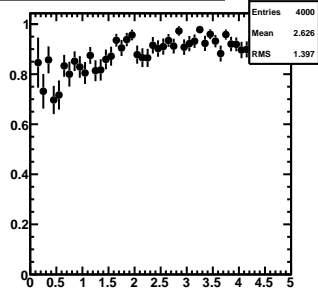
Cent(30-40), $0.6 < \eta < 0.8$, $2\pi/6 < \phi < 3\pi/6$



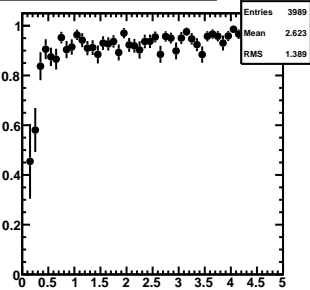
Cent(30-40), $0.6 < \eta < 0.8$, $3\pi/6 < \phi < 4\pi/6$



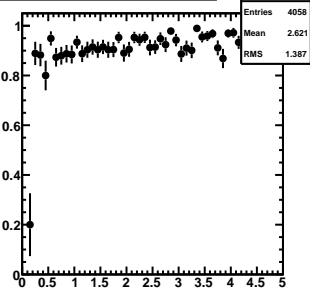
Cent(30-40), $0.6 < \eta < 0.8$, $4\pi/6 < \phi < 5\pi/6$



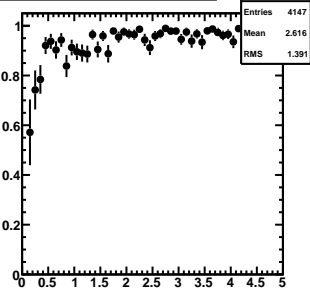
Cent(30-40), $0.6 < \eta < 0.8$, $5\pi/6 < \phi < 6\pi/6$



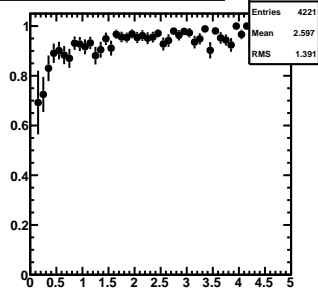
Cent(30-40), $0.6 < \eta < 0.8$, $6\pi/6 < \phi < 7\pi/6$



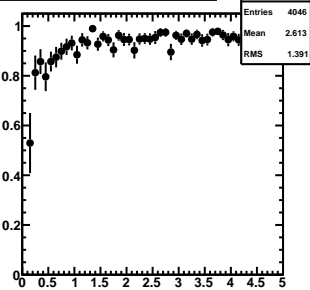
Cent(30-40), $0.6 < \eta < 0.8$, $7\pi/6 < \phi < 8\pi/6$



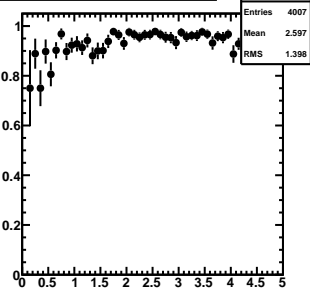
Cent(30-40), $0.6 < \eta < 0.8$, $8\pi/6 < \phi < 9\pi/6$



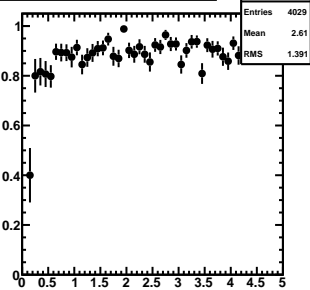
Cent(30-40), $0.6 < \eta < 0.8$, $9\pi/6 < \phi < 10\pi/6$



Cent(30-40), $0.6 < \eta < 0.8$, $10\pi/6 < \phi < 11\pi/6$

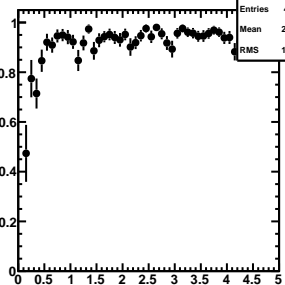


Cent(30-40), $0.6 < \eta < 0.8$, $11\pi/6 < \phi < 12\pi/6$

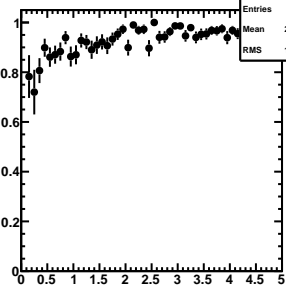


Cent(30-40), $0.8 < \eta < 1.0$, $0\pi/6 < \phi < 1\pi/6$

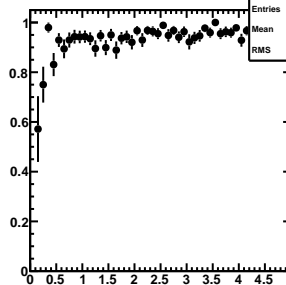
Entries 4173
Mean 2.609
RMS 1.388

Cent(30-40), $0.8 < \eta < 1.0$, $1\pi/6 < \phi < 2\pi/6$

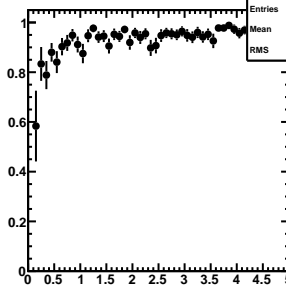
Entries 4009
Mean 2.606
RMS 1.394

Cent(30-40), $0.8 < \eta < 1.0$, $2\pi/6 < \phi < 3\pi/6$

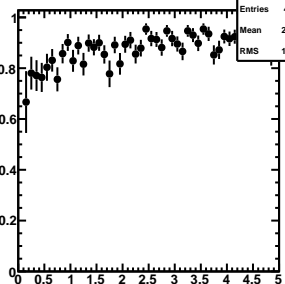
Entries 4109
Mean 2.597
RMS 1.394

Cent(30-40), $0.8 < \eta < 1.0$, $3\pi/6 < \phi < 4\pi/6$

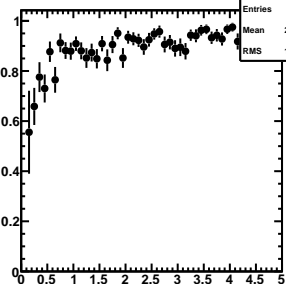
Entries 4078
Mean 2.607
RMS 1.395

Cent(30-40), $0.8 < \eta < 1.0$, $4\pi/6 < \phi < 5\pi/6$

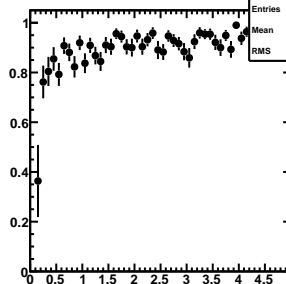
Entries 4074
Mean 2.613
RMS 1.394

Cent(30-40), $0.8 < \eta < 1.0$, $5\pi/6 < \phi < 6\pi/6$

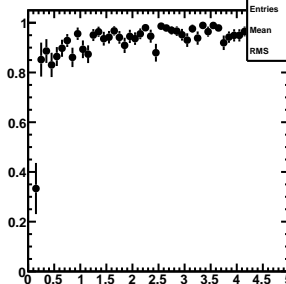
Entries 4082
Mean 2.628
RMS 1.385

Cent(30-40), $0.8 < \eta < 1.0$, $6\pi/6 < \phi < 7\pi/6$

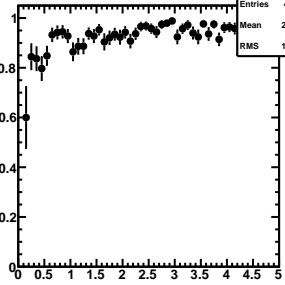
Entries 4067
Mean 2.631
RMS 1.388

Cent(30-40), $0.8 < \eta < 1.0$, $7\pi/6 < \phi < 8\pi/6$

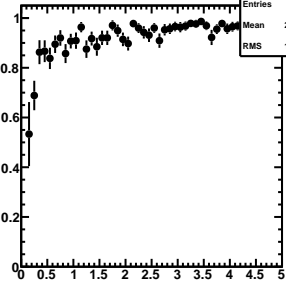
Entries 4016
Mean 2.615
RMS 1.385

Cent(30-40), $0.8 < \eta < 1.0$, $8\pi/6 < \phi < 9\pi/6$

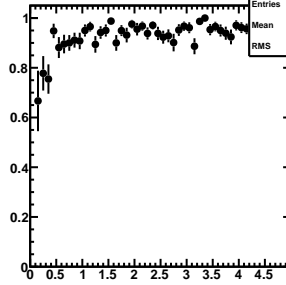
Entries 4035
Mean 2.608
RMS 1.395

Cent(30-40), $0.8 < \eta < 1.0$, $9\pi/6 < \phi < 10\pi/6$

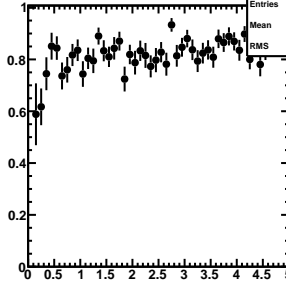
Entries 4190
Mean 2.624
RMS 1.389

Cent(30-40), $0.8 < \eta < 1.0$, $10\pi/6 < \phi < 11\pi/6$

Entries 3983
Mean 2.599
RMS 1.386

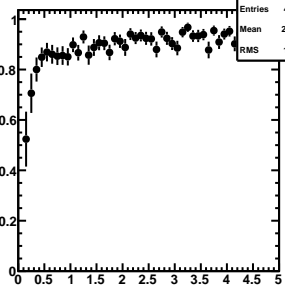
Cent(30-40), $0.8 < \eta < 1.0$, $11\pi/6 < \phi < 12\pi/6$

Entries 4086
Mean 2.612
RMS 1.402

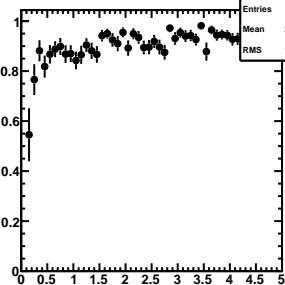


Cent(20-30), $-1.0 < \eta < -0.8$, $0\pi/6 < \phi < 1\pi/6$

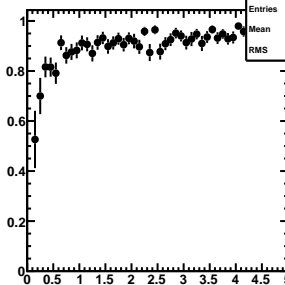
HEP-GMS-3-Dist-PHI-1
 Entries 4990
 Mean 2.622
 RMS 1.391

**Cent(20-30), $-1.0 < \eta < -0.8$, $1\pi/6 < \phi < 2\pi/6$**

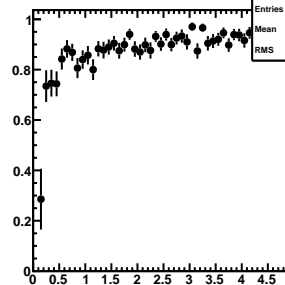
HEP-GMS-3-Dist-PHI-1
 Entries 4959
 Mean 2.612
 RMS 1.394

**Cent(20-30), $-1.0 < \eta < -0.8$, $2\pi/6 < \phi < 3\pi/6$**

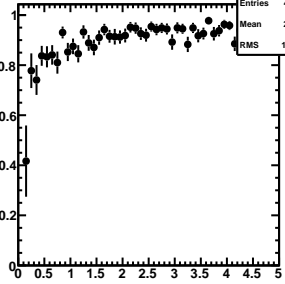
HEP-GMS-3-Dist-PHI-1
 Entries 5079
 Mean 2.623
 RMS 1.39

**Cent(20-30), $-1.0 < \eta < -0.8$, $3\pi/6 < \phi < 4\pi/6$**

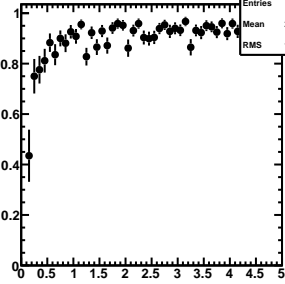
HEP-GMS-3-Dist-PHI-1
 Entries 4940
 Mean 2.651
 RMS 1.381

**Cent(20-30), $-1.0 < \eta < -0.8$, $4\pi/6 < \phi < 5\pi/6$**

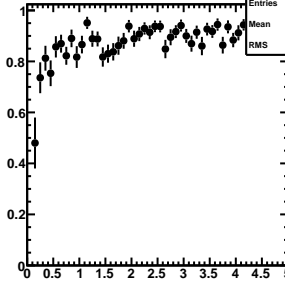
HEP-GMS-3-Dist-PHI-1
 Entries 4933
 Mean 2.631
 RMS 1.384

**Cent(20-30), $-1.0 < \eta < -0.8$, $5\pi/6 < \phi < 6\pi/6$**

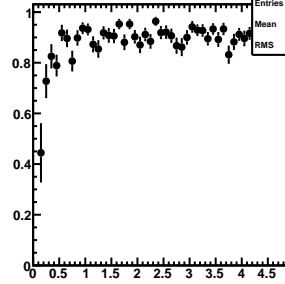
HEP-GMS-3-Dist-PHI-1
 Entries 4905
 Mean 2.622
 RMS 1.388

**Cent(20-30), $-1.0 < \eta < -0.8$, $6\pi/6 < \phi < 7\pi/6$**

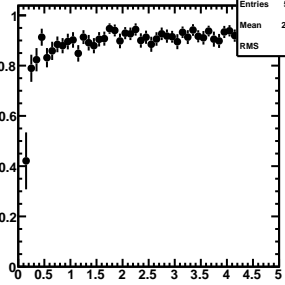
HEP-GMS-3-Dist-PHI-1
 Entries 4959
 Mean 2.62
 RMS 1.391

**Cent(20-30), $-1.0 < \eta < -0.8$, $7\pi/6 < \phi < 8\pi/6$**

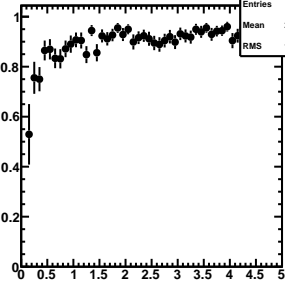
HEP-GMS-3-Dist-PHI-1
 Entries 5062
 Mean 2.604
 RMS 1.392

**Cent(20-30), $-1.0 < \eta < -0.8$, $8\pi/6 < \phi < 9\pi/6$**

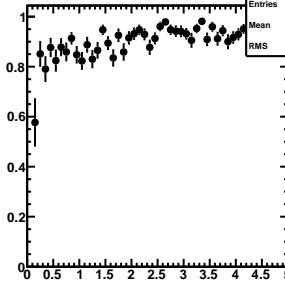
HEP-GMS-3-Dist-PHI-1
 Entries 5176
 Mean 2.603
 RMS 1.39

**Cent(20-30), $-1.0 < \eta < -0.8$, $9\pi/6 < \phi < 10\pi/6$**

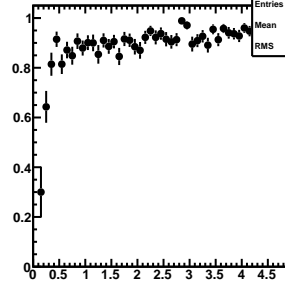
HEP-GMS-3-Dist-PHI-1
 Entries 4946
 Mean 2.622
 RMS 1.393

**Cent(20-30), $-1.0 < \eta < -0.8$, $10\pi/6 < \phi < 11\pi/6$**

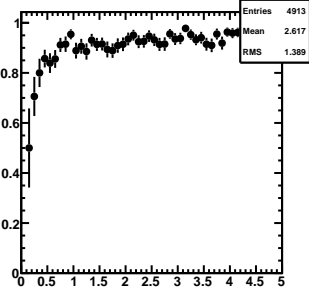
HEP-GMS-3-Dist-PHI-1
 Entries 5034
 Mean 2.611
 RMS 1.384

**Cent(20-30), $-1.0 < \eta < -0.8$, $11\pi/6 < \phi < 12\pi/6$**

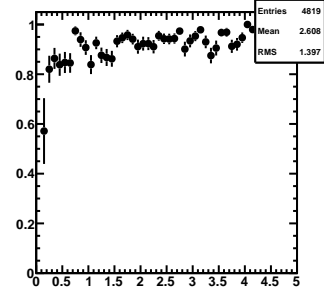
HEP-GMS-3-Dist-PHI-1
 Entries 4952
 Mean 2.629
 RMS 1.38



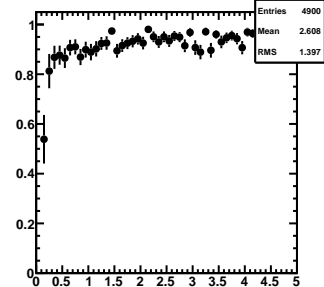
Cent(20-30), $-0.8 < \eta < -0.6$, $0\pi/6 < \phi < 1\pi/6$



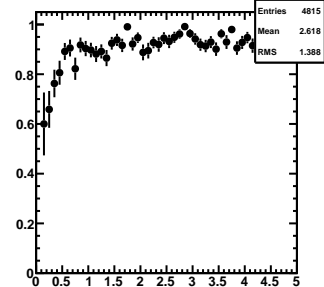
Cent(20-30), $-0.8 < \eta < -0.6$, $1\pi/6 < \phi < 2\pi/6$



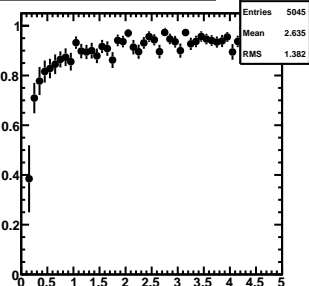
Cent(20-30), $-0.8 < \eta < -0.6$, $2\pi/6 < \phi < 3\pi/6$



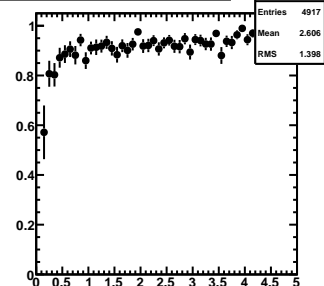
Cent(20-30), $-0.8 < \eta < -0.6$, $3\pi/6 < \phi < 4\pi/6$



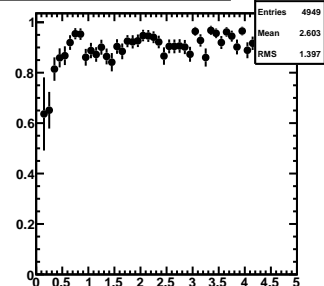
Cent(20-30), $-0.8 < \eta < -0.6$, $4\pi/6 < \phi < 5\pi/6$



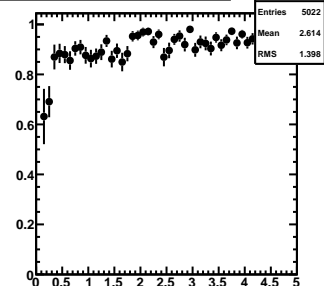
Cent(20-30), $-0.8 < \eta < -0.6$, $5\pi/6 < \phi < 6\pi/6$



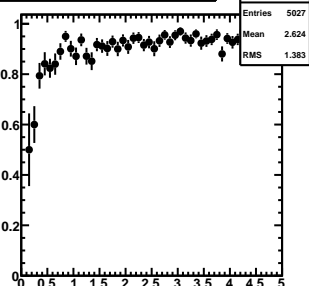
Cent(20-30), $-0.8 < \eta < -0.6$, $6\pi/6 < \phi < 7\pi/6$



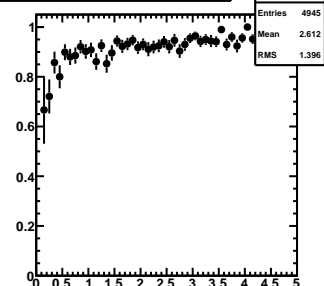
Cent(20-30), $-0.8 < \eta < -0.6$, $7\pi/6 < \phi < 8\pi/6$



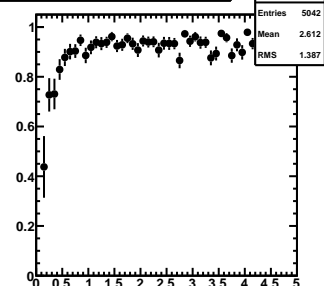
Cent(20-30), $-0.8 < \eta < -0.6$, $8\pi/6 < \phi < 9\pi/6$



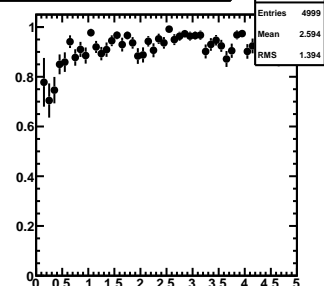
Cent(20-30), $-0.8 < \eta < -0.6$, $9\pi/6 < \phi < 10\pi/6$



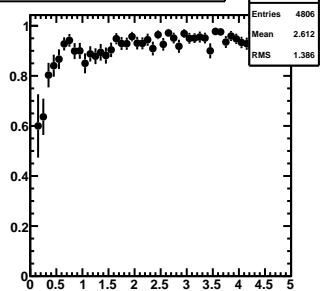
Cent(20-30), $-0.8 < \eta < -0.6$, $10\pi/6 < \phi < 11\pi/6$



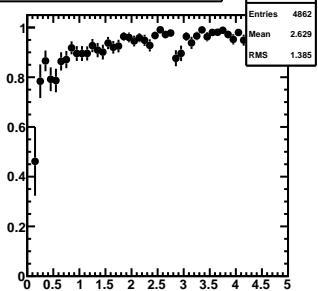
Cent(20-30), $-0.8 < \eta < -0.6$, $11\pi/6 < \phi < 12\pi/6$



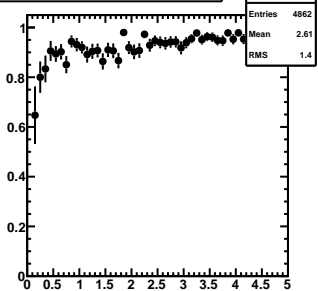
Cent(20-30), $-0.6 < \eta < -0.4$, $0\pi/6 < \phi < 1\pi/6$



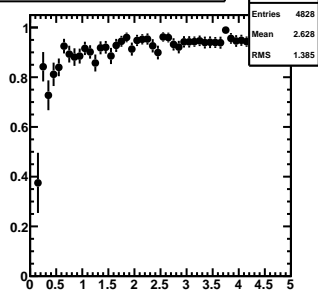
Cent(20-30), $-0.6 < \eta < -0.4$, $1\pi/6 < \phi < 2\pi/6$



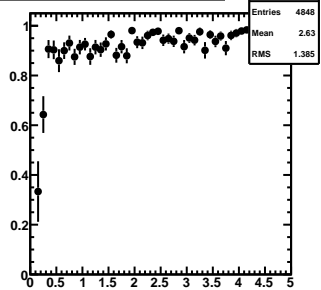
Cent(20-30), $-0.6 < \eta < -0.4$, $2\pi/6 < \phi < 3\pi/6$



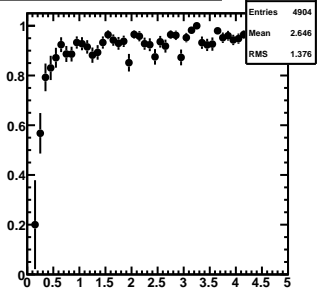
Cent(20-30), $-0.6 < \eta < -0.4$, $3\pi/6 < \phi < 4\pi/6$



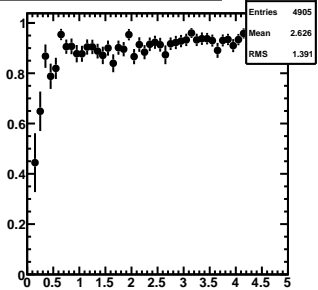
Cent(20-30), $-0.6 < \eta < -0.4$, $4\pi/6 < \phi < 5\pi/6$



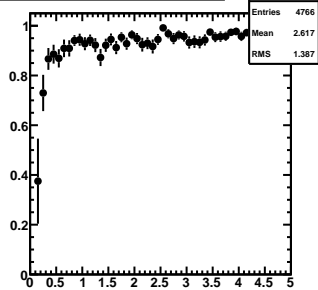
Cent(20-30), $-0.6 < \eta < -0.4$, $5\pi/6 < \phi < 6\pi/6$



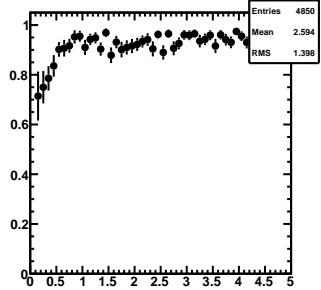
Cent(20-30), $-0.6 < \eta < -0.4$, $6\pi/6 < \phi < 7\pi/6$



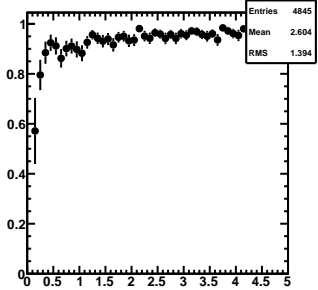
Cent(20-30), $-0.6 < \eta < -0.4$, $7\pi/6 < \phi < 8\pi/6$



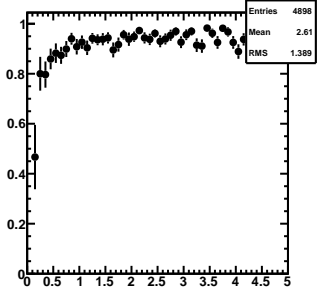
Cent(20-30), $-0.6 < \eta < -0.4$, $8\pi/6 < \phi < 9\pi/6$



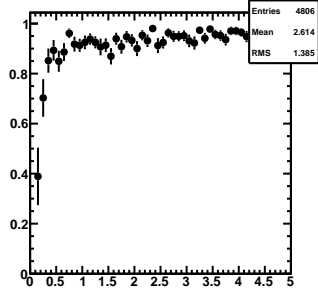
Cent(20-30), $-0.6 < \eta < -0.4$, $9\pi/6 < \phi < 10\pi/6$



Cent(20-30), $-0.6 < \eta < -0.4$, $10\pi/6 < \phi < 11\pi/6$

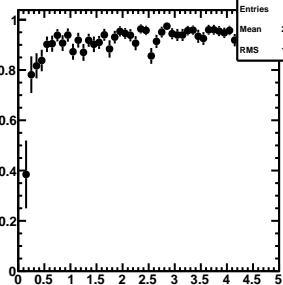


Cent(20-30), $-0.6 < \eta < -0.4$, $11\pi/6 < \phi < 12\pi/6$

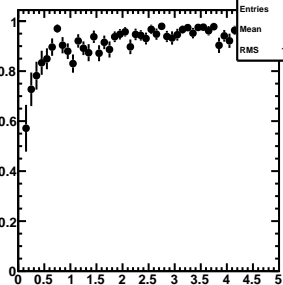


Cent(20-30), $-0.4 < \eta < -0.2$, $0\pi/6 < \phi < 1\pi/6$

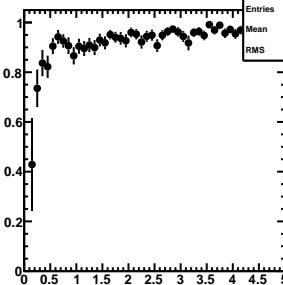
Entries 4921
Mean 2.618
RMS 1.389

Cent(20-30), $-0.4 < \eta < -0.2$, $1\pi/6 < \phi < 2\pi/6$

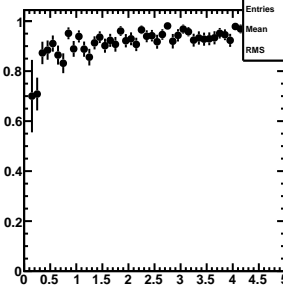
Entries 4872
Mean 2.621
RMS 1.389

Cent(20-30), $-0.4 < \eta < -0.2$, $2\pi/6 < \phi < 3\pi/6$

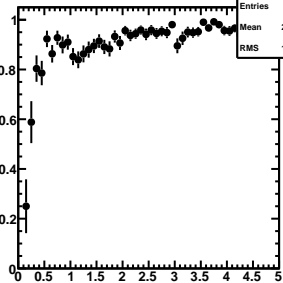
Entries 4869
Mean 2.624
RMS 1.387

Cent(20-30), $-0.4 < \eta < -0.2$, $3\pi/6 < \phi < 4\pi/6$

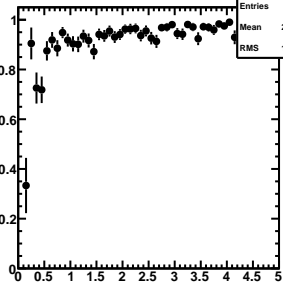
Entries 4741
Mean 2.607
RMS 1.399

Cent(20-30), $-0.4 < \eta < -0.2$, $4\pi/6 < \phi < 5\pi/6$

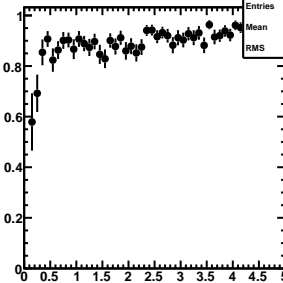
Entries 4911
Mean 2.646
RMS 1.372

Cent(20-30), $-0.4 < \eta < -0.2$, $5\pi/6 < \phi < 6\pi/6$

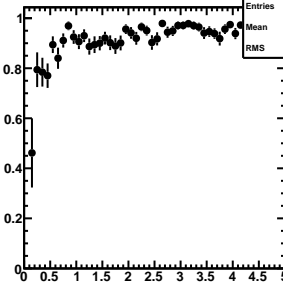
Entries 4735
Mean 2.629
RMS 1.382

Cent(20-30), $-0.4 < \eta < -0.2$, $6\pi/6 < \phi < 7\pi/6$

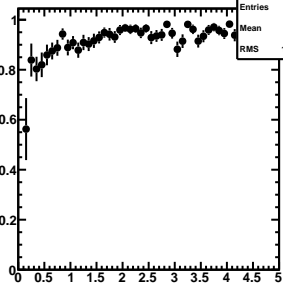
Entries 4849
Mean 2.616
RMS 1.4

Cent(20-30), $-0.4 < \eta < -0.2$, $7\pi/6 < \phi < 8\pi/6$

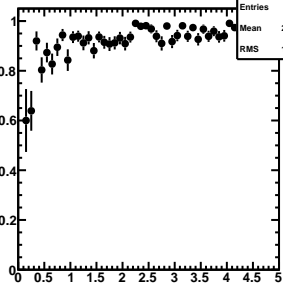
Entries 4848
Mean 2.625
RMS 1.388

Cent(20-30), $-0.4 < \eta < -0.2$, $8\pi/6 < \phi < 9\pi/6$

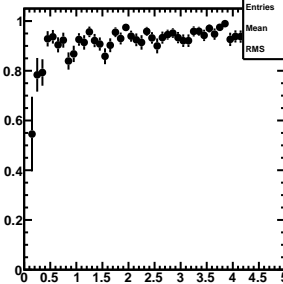
Entries 4969
Mean 2.61
RMS 1.392

Cent(20-30), $-0.4 < \eta < -0.2$, $9\pi/6 < \phi < 10\pi/6$

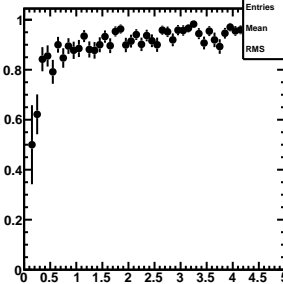
Entries 4784
Mean 2.617
RMS 1.389

Cent(20-30), $-0.4 < \eta < -0.2$, $10\pi/6 < \phi < 11\pi/6$

Entries 4991
Mean 2.606
RMS 1.384

Cent(20-30), $-0.4 < \eta < -0.2$, $11\pi/6 < \phi < 12\pi/6$

Entries 4912
Mean 2.632
RMS 1.387



Cent(20-30), $-0.2 < \eta < 0.0$, $0\pi/6 < \phi < 1\pi/6$

Entries 4877
Mean 2.616
RMS 1.387

Cent(20-30), $-0.2 < \eta < 0.0$, $1\pi/6 < \phi < 2\pi/6$

Entries 4909
Mean 2.627
RMS 1.387

Cent(20-30), $-0.2 < \eta < 0.0$, $2\pi/6 < \phi < 3\pi/6$

Entries 4828
Mean 2.632
RMS 1.383

Cent(20-30), $-0.2 < \eta < 0.0$, $3\pi/6 < \phi < 4\pi/6$

Entries 4764
Mean 2.628
RMS 1.386

Cent(20-30), $-0.2 < \eta < 0.0$, $4\pi/6 < \phi < 5\pi/6$

Entries 4838
Mean 2.641
RMS 1.387

Cent(20-30), $-0.2 < \eta < 0.0$, $5\pi/6 < \phi < 6\pi/6$

Entries 4851
Mean 2.646
RMS 1.381

Cent(20-30), $-0.2 < \eta < 0.0$, $6\pi/6 < \phi < 7\pi/6$

Entries 4943
Mean 2.612
RMS 1.395

Cent(20-30), $-0.2 < \eta < 0.0$, $7\pi/6 < \phi < 8\pi/6$

Entries 4867
Mean 2.604
RMS 1.398

Cent(20-30), $-0.2 < \eta < 0.0$, $8\pi/6 < \phi < 9\pi/6$

Entries 4895
Mean 2.631
RMS 1.38

Cent(20-30), $-0.2 < \eta < 0.0$, $9\pi/6 < \phi < 10\pi/6$

Entries 4805
Mean 2.595
RMS 1.399

Cent(20-30), $-0.2 < \eta < 0.0$, $10\pi/6 < \phi < 11\pi/6$

Entries 4788
Mean 2.603
RMS 1.395

Cent(20-30), $-0.2 < \eta < 0.0$, $11\pi/6 < \phi < 12\pi/6$

Entries 4809
Mean 2.62
RMS 1.383

Cent(20-30), $0.0 < \eta < 0.2$, $0\pi/6 < \phi < 1\pi/6$

Entries 4925
Mean 2.615
RMS 1.393

Cent(20-30), $0.0 < \eta < 0.2$, $1\pi/6 < \phi < 2\pi/6$

Entries 4845
Mean 2.629
RMS 1.387

Cent(20-30), $0.0 < \eta < 0.2$, $2\pi/6 < \phi < 3\pi/6$

Entries 4776
Mean 2.625
RMS 1.384

Cent(20-30), $0.0 < \eta < 0.2$, $3\pi/6 < \phi < 4\pi/6$

Entries 4811
Mean 2.616
RMS 1.392

Cent(20-30), $0.0 < \eta < 0.2$, $4\pi/6 < \phi < 5\pi/6$

Entries 4746
Mean 2.626
RMS 1.389

Cent(20-30), $0.0 < \eta < 0.2$, $5\pi/6 < \phi < 6\pi/6$

Entries 4880
Mean 2.611
RMS 1.392

Cent(20-30), $0.0 < \eta < 0.2$, $6\pi/6 < \phi < 7\pi/6$

Entries 4897
Mean 2.627
RMS 1.395

Cent(20-30), $0.0 < \eta < 0.2$, $7\pi/6 < \phi < 8\pi/6$

Entries 4948
Mean 2.635
RMS 1.384

Cent(20-30), $0.0 < \eta < 0.2$, $8\pi/6 < \phi < 9\pi/6$

Entries 4871
Mean 2.611
RMS 1.394

Cent(20-30), $0.0 < \eta < 0.2$, $9\pi/6 < \phi < 10\pi/6$

Entries 4822
Mean 2.62
RMS 1.39

Cent(20-30), $0.0 < \eta < 0.2$, $10\pi/6 < \phi < 11\pi/6$

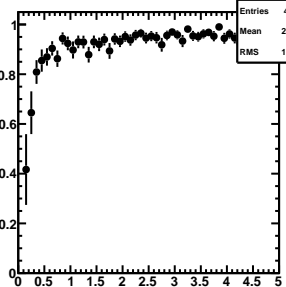
Entries 4778
Mean 2.624
RMS 1.389

Cent(20-30), $0.0 < \eta < 0.2$, $11\pi/6 < \phi < 12\pi/6$

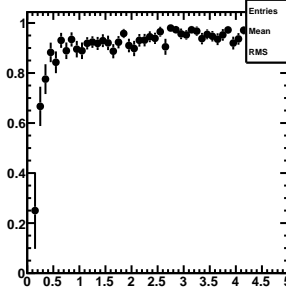
Entries 4744
Mean 2.616
RMS 1.39

Cent(20-30), $0.2 < \eta < 0.4$, $0\pi/6 < \phi < 1\pi/6$

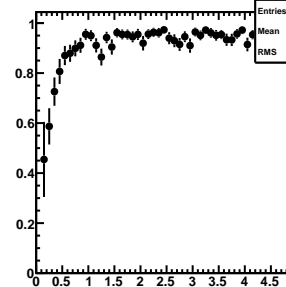
Entries 4930
Mean 2.628
RMS 1.382

Cent(20-30), $0.2 < \eta < 0.4$, $1\pi/6 < \phi < 2\pi/6$

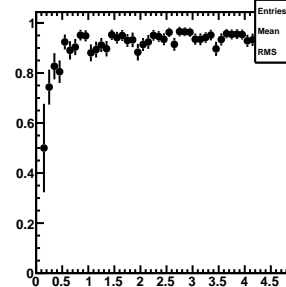
Entries 4865
Mean 2.632
RMS 1.376

Cent(20-30), $0.2 < \eta < 0.4$, $2\pi/6 < \phi < 3\pi/6$

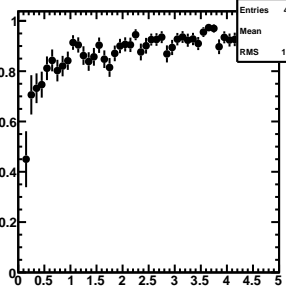
Entries 4880
Mean 2.629
RMS 1.379

Cent(20-30), $0.2 < \eta < 0.4$, $3\pi/6 < \phi < 4\pi/6$

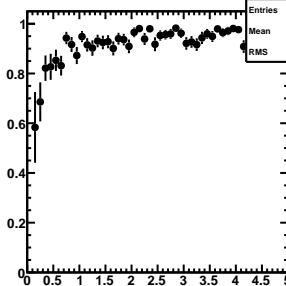
Entries 4809
Mean 2.607
RMS 1.389

Cent(20-30), $0.2 < \eta < 0.4$, $4\pi/6 < \phi < 5\pi/6$

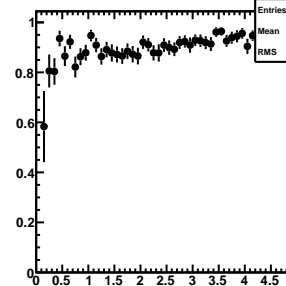
Entries 4800
Mean 2.65
RMS 1.386

Cent(20-30), $0.2 < \eta < 0.4$, $5\pi/6 < \phi < 6\pi/6$

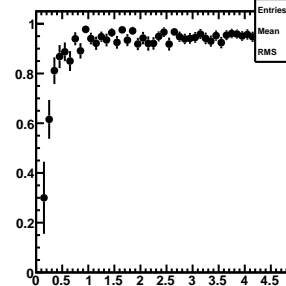
Entries 4778
Mean 2.614
RMS 1.387

Cent(20-30), $0.2 < \eta < 0.4$, $6\pi/6 < \phi < 7\pi/6$

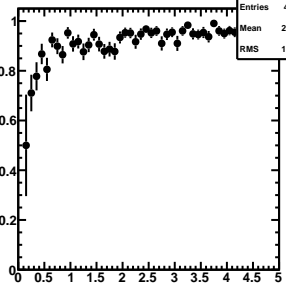
Entries 4866
Mean 2.616
RMS 1.405

Cent(20-30), $0.2 < \eta < 0.4$, $7\pi/6 < \phi < 8\pi/6$

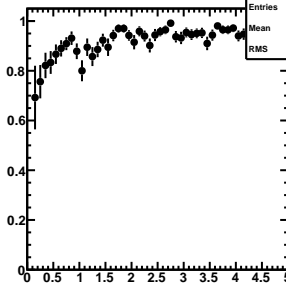
Entries 4891
Mean 2.625
RMS 1.379

Cent(20-30), $0.2 < \eta < 0.4$, $8\pi/6 < \phi < 9\pi/6$

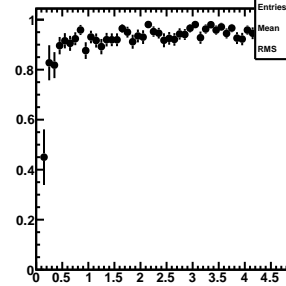
Entries 4790
Mean 2.626
RMS 1.387

Cent(20-30), $0.2 < \eta < 0.4$, $9\pi/6 < \phi < 10\pi/6$

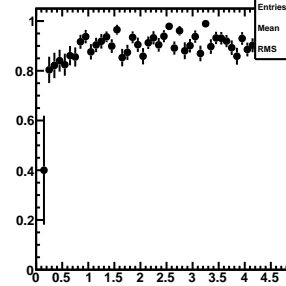
Entries 4821
Mean 2.614
RMS 1.395

Cent(20-30), $0.2 < \eta < 0.4$, $10\pi/6 < \phi < 11\pi/6$

Entries 4992
Mean 2.609
RMS 1.393

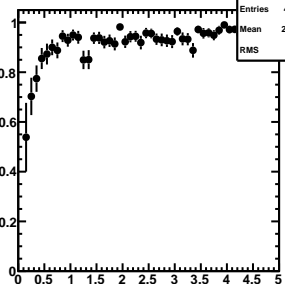
Cent(20-30), $0.2 < \eta < 0.4$, $11\pi/6 < \phi < 12\pi/6$

Entries 4926
Mean 2.601
RMS 1.388

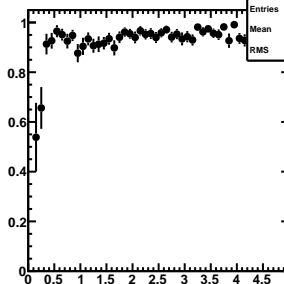


Cent(20-30), $0.4 < \eta < 0.6$, $0\pi/6 < \phi < 1\pi/6$

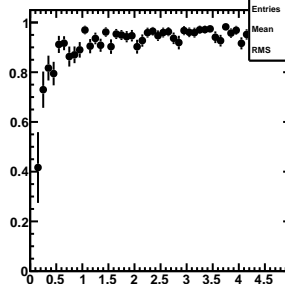
HEP Data 5, Bin 7, Pile 1
 Entries 4832
 Mean 2.616
 RMS 1.39

**Cent(20-30), $0.4 < \eta < 0.6$, $1\pi/6 < \phi < 2\pi/6$**

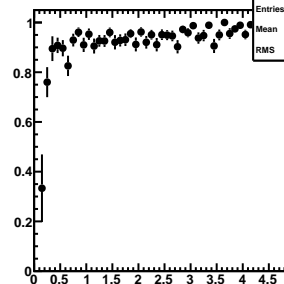
HEP Data 5, Bin 7, Pile 1
 Entries 4762
 Mean 2.6
 RMS 1.392

**Cent(20-30), $0.4 < \eta < 0.6$, $2\pi/6 < \phi < 3\pi/6$**

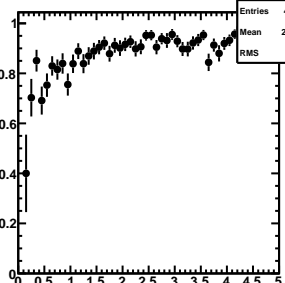
HEP Data 5, Bin 7, Pile 1
 Entries 4879
 Mean 2.622
 RMS 1.384

**Cent(20-30), $0.4 < \eta < 0.6$, $3\pi/6 < \phi < 4\pi/6$**

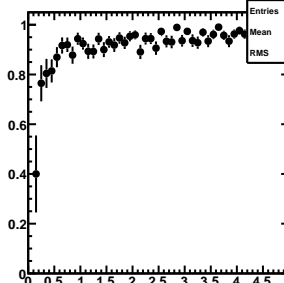
HEP Data 5, Bin 7, Pile 1
 Entries 4949
 Mean 2.617
 RMS 1.387

**Cent(20-30), $0.4 < \eta < 0.6$, $4\pi/6 < \phi < 5\pi/6$**

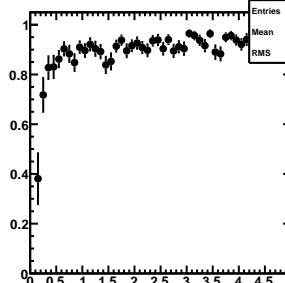
HEP Data 5, Bin 7, Pile 1
 Entries 4797
 Mean 2.647
 RMS 1.38

**Cent(20-30), $0.4 < \eta < 0.6$, $5\pi/6 < \phi < 6\pi/6$**

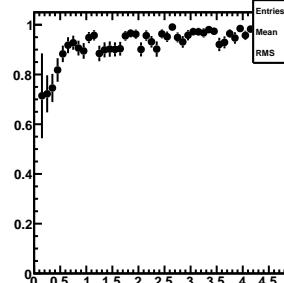
HEP Data 5, Bin 7, Pile 1
 Entries 4825
 Mean 2.621
 RMS 1.385

**Cent(20-30), $0.4 < \eta < 0.6$, $6\pi/6 < \phi < 7\pi/6$**

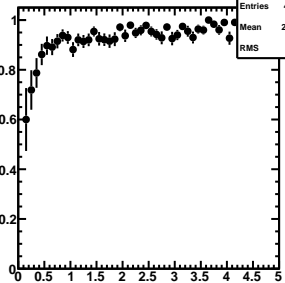
HEP Data 5, Bin 7, Pile 1
 Entries 4942
 Mean 2.625
 RMS 1.388

**Cent(20-30), $0.4 < \eta < 0.6$, $7\pi/6 < \phi < 8\pi/6$**

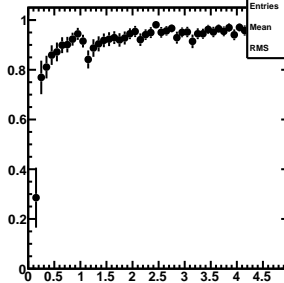
HEP Data 5, Bin 7, Pile 1
 Entries 4899
 Mean 2.607
 RMS 1.392

**Cent(20-30), $0.4 < \eta < 0.6$, $8\pi/6 < \phi < 9\pi/6$**

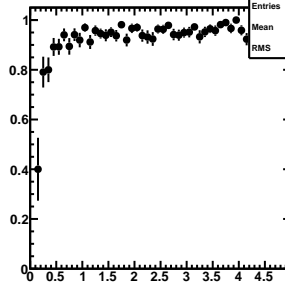
HEP Data 5, Bin 7, Pile 1
 Entries 4994
 Mean 2.614
 RMS 1.39

**Cent(20-30), $0.4 < \eta < 0.6$, $9\pi/6 < \phi < 10\pi/6$**

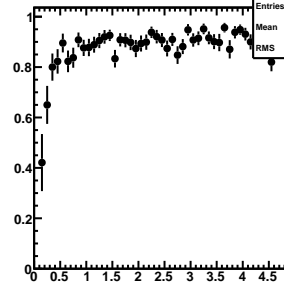
HEP Data 5, Bin 7, Pile 1
 Entries 4902
 Mean 2.634
 RMS 1.385

**Cent(20-30), $0.4 < \eta < 0.6$, $10\pi/6 < \phi < 11\pi/6$**

HEP Data 5, Bin 7, Pile 1
 Entries 4771
 Mean 2.612
 RMS 1.388

**Cent(20-30), $0.4 < \eta < 0.6$, $11\pi/6 < \phi < 12\pi/6$**

HEP Data 5, Bin 7, Pile 1
 Entries 4894
 Mean 2.616
 RMS 1.388



Cent(20-30), $0.6 < \eta < 0.8$, $0\pi/6 < \phi < 1\pi/6$

Entries 4919
 Mean 2.617
 RMS 1.389

Cent(20-30), $0.6 < \eta < 0.8$, $1\pi/6 < \phi < 2\pi/6$

Entries 4864
 Mean 2.59
 RMS 1.4

Cent(20-30), $0.6 < \eta < 0.8$, $2\pi/6 < \phi < 3\pi/6$

Entries 4880
 Mean 2.622
 RMS 1.382

Cent(20-30), $0.6 < \eta < 0.8$, $3\pi/6 < \phi < 4\pi/6$

Entries 4928
 Mean 2.623
 RMS 1.385

Cent(20-30), $0.6 < \eta < 0.8$, $4\pi/6 < \phi < 5\pi/6$

Entries 4850
 Mean 2.627
 RMS 1.391

Cent(20-30), $0.6 < \eta < 0.8$, $5\pi/6 < \phi < 6\pi/6$

Entries 4974
 Mean 2.626
 RMS 1.386

Cent(20-30), $0.6 < \eta < 0.8$, $6\pi/6 < \phi < 7\pi/6$

Entries 4964
 Mean 2.615
 RMS 1.394

Cent(20-30), $0.6 < \eta < 0.8$, $7\pi/6 < \phi < 8\pi/6$

Entries 4897
 Mean 2.605
 RMS 1.392

Cent(20-30), $0.6 < \eta < 0.8$, $8\pi/6 < \phi < 9\pi/6$

Entries 4929
 Mean 2.606
 RMS 1.384

Cent(20-30), $0.6 < \eta < 0.8$, $9\pi/6 < \phi < 10\pi/6$

Entries 4767
 Mean 2.613
 RMS 1.392

Cent(20-30), $0.6 < \eta < 0.8$, $10\pi/6 < \phi < 11\pi/6$

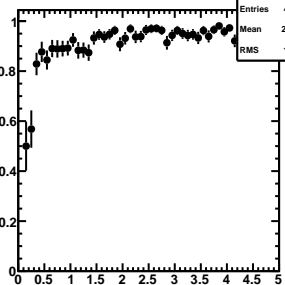
Entries 4907
 Mean 2.608
 RMS 1.389

Cent(20-30), $0.6 < \eta < 0.8$, $11\pi/6 < \phi < 12\pi/6$

Entries 4954
 Mean 2.615
 RMS 1.383

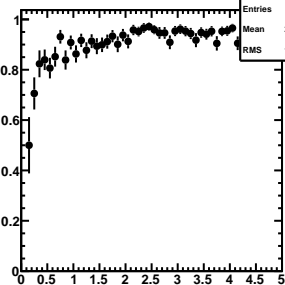
Cent(20-30), $0.8 < \eta < 1.0$, $0\pi/6 < \phi < 1\pi/6$

Entries 4896
Mean 2.623
RMS 1.381



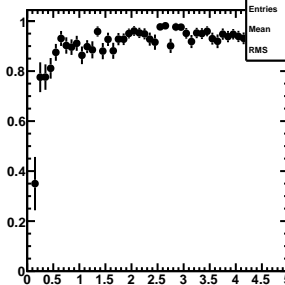
Cent(20-30), $0.8 < \eta < 1.0$, $1\pi/6 < \phi < 2\pi/6$

Entries 4920
Mean 2.625
RMS 1.386



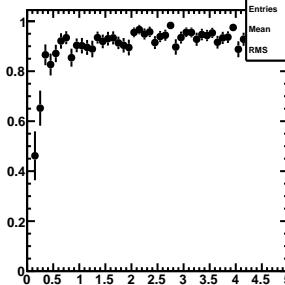
Cent(20-30), $0.8 < \eta < 1.0$, $2\pi/6 < \phi < 3\pi/6$

Entries 4867
Mean 2.622
RMS 1.382



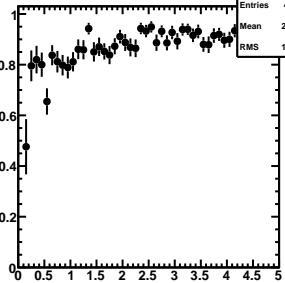
Cent(20-30), $0.8 < \eta < 1.0$, $3\pi/6 < \phi < 4\pi/6$

Entries 4814
Mean 2.618
RMS 1.387



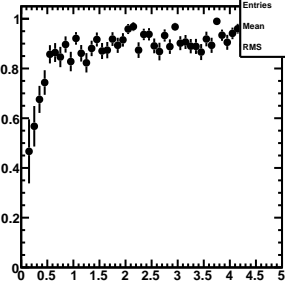
Cent(20-30), $0.8 < \eta < 1.0$, $4\pi/6 < \phi < 5\pi/6$

Entries 4713
Mean 2.639
RMS 1.388



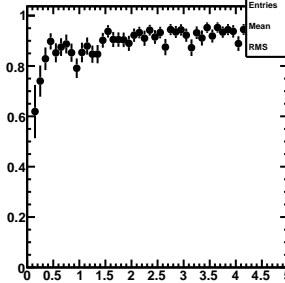
Cent(20-30), $0.8 < \eta < 1.0$, $5\pi/6 < \phi < 6\pi/6$

Entries 4916
Mean 2.64
RMS 1.381



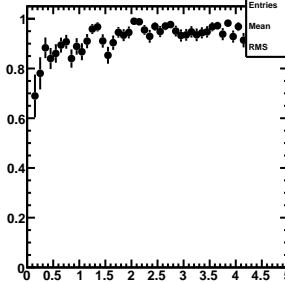
Cent(20-30), $0.8 < \eta < 1.0$, $6\pi/6 < \phi < 7\pi/6$

Entries 4897
Mean 2.618
RMS 1.398



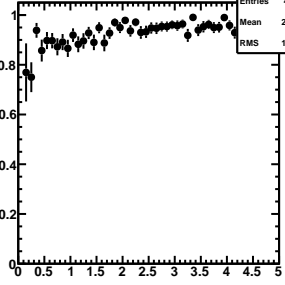
Cent(20-30), $0.8 < \eta < 1.0$, $7\pi/6 < \phi < 8\pi/6$

Entries 4767
Mean 2.599
RMS 1.393



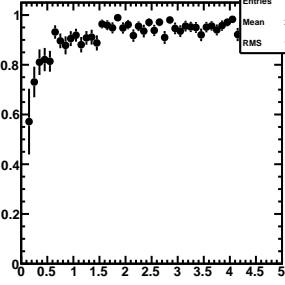
Cent(20-30), $0.8 < \eta < 1.0$, $8\pi/6 < \phi < 9\pi/6$

Entries 4797
Mean 2.593
RMS 1.398



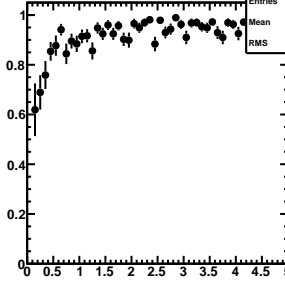
Cent(20-30), $0.8 < \eta < 1.0$, $9\pi/6 < \phi < 10\pi/6$

Entries 4842
Mean 2.613
RMS 1.387



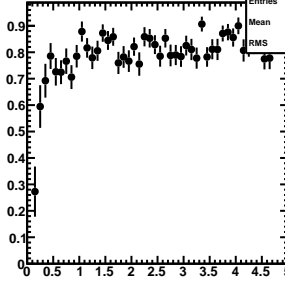
Cent(20-30), $0.8 < \eta < 1.0$, $10\pi/6 < \phi < 11\pi/6$

Entries 4947
Mean 2.618
RMS 1.39

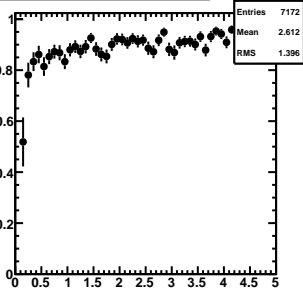


Cent(20-30), $0.8 < \eta < 1.0$, $11\pi/6 < \phi < 12\pi/6$

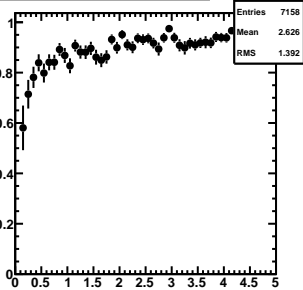
Entries 4874
Mean 2.636
RMS 1.383



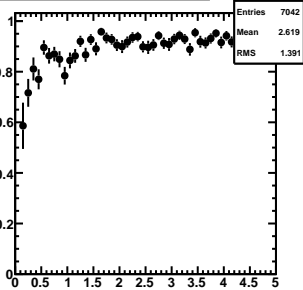
Cent(10-20), $-1.0 < \eta < -0.8$, $0\pi/6 < \phi < 1\pi/6$



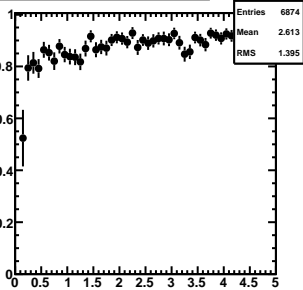
Cent(10-20), $-1.0 < \eta < -0.8$, $1\pi/6 < \phi < 2\pi/6$



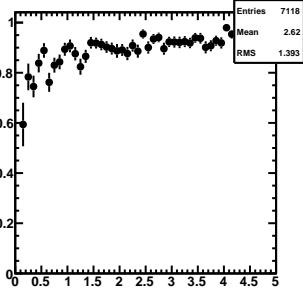
Cent(10-20), $-1.0 < \eta < -0.8$, $2\pi/6 < \phi < 3\pi/6$



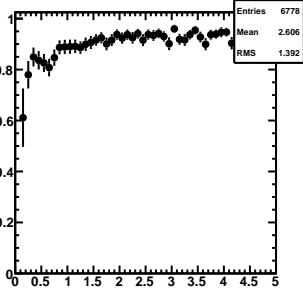
Cent(10-20), $-1.0 < \eta < -0.8$, $3\pi/6 < \phi < 4\pi/6$



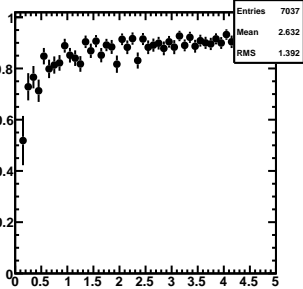
Cent(10-20), $-1.0 < \eta < -0.8$, $4\pi/6 < \phi < 5\pi/6$



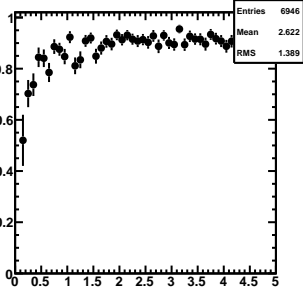
Cent(10-20), $-1.0 < \eta < -0.8$, $5\pi/6 < \phi < 6\pi/6$



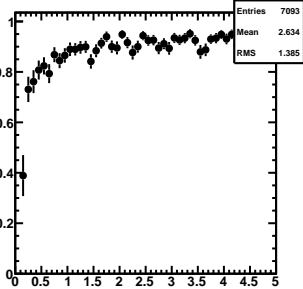
Cent(10-20), $-1.0 < \eta < -0.8$, $6\pi/6 < \phi < 7\pi/6$



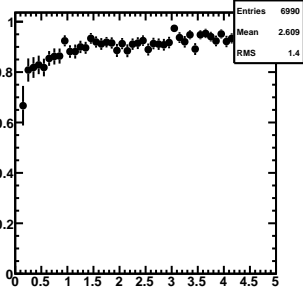
Cent(10-20), $-1.0 < \eta < -0.8$, $7\pi/6 < \phi < 8\pi/6$



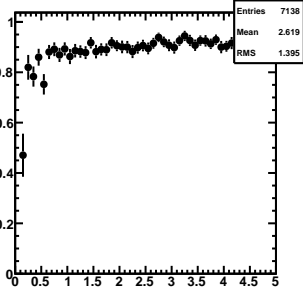
Cent(10-20), $-1.0 < \eta < -0.8$, $8\pi/6 < \phi < 9\pi/6$



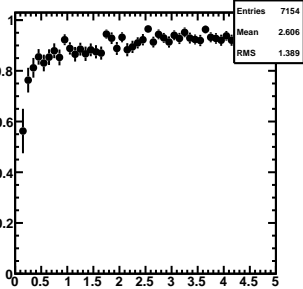
Cent(10-20), $-1.0 < \eta < -0.8$, $9\pi/6 < \phi < 10\pi/6$

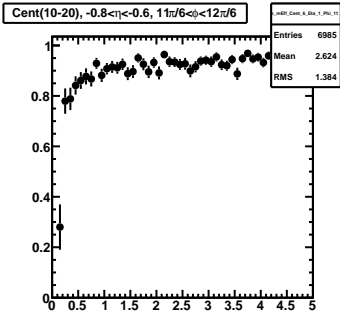
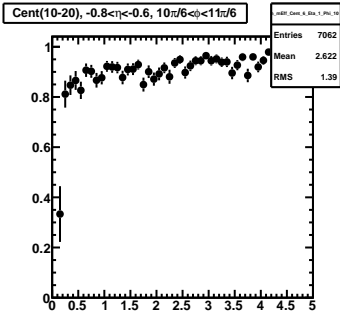
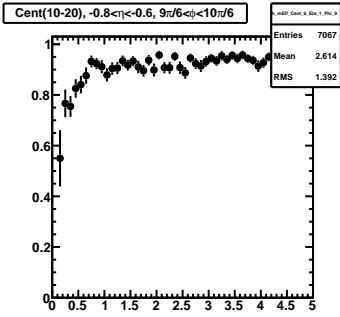
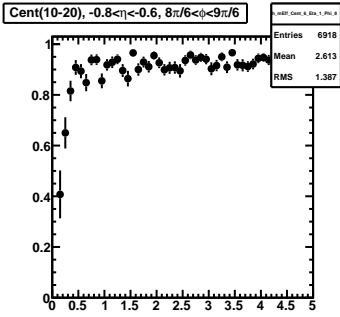
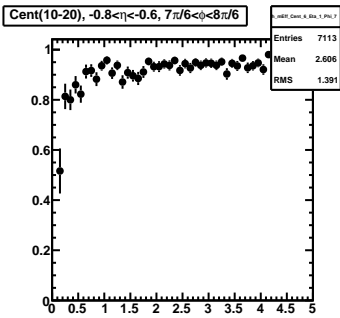
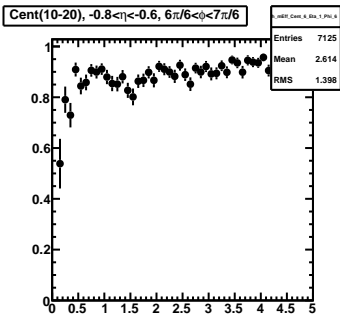
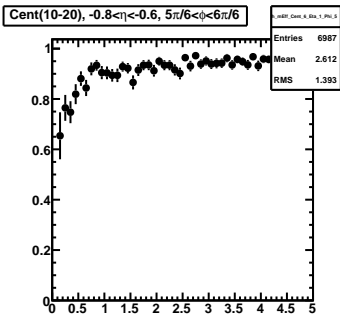
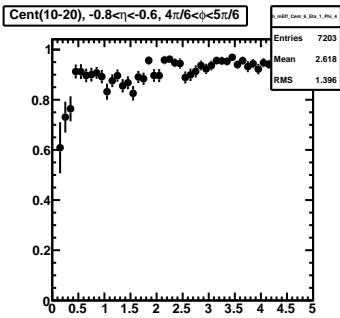
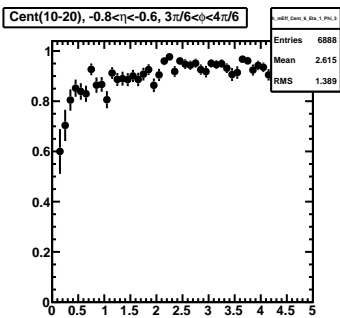
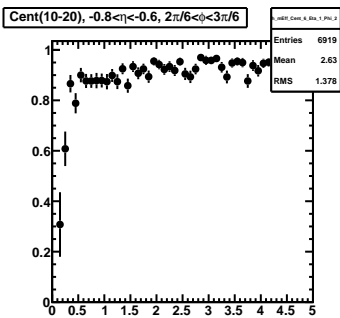
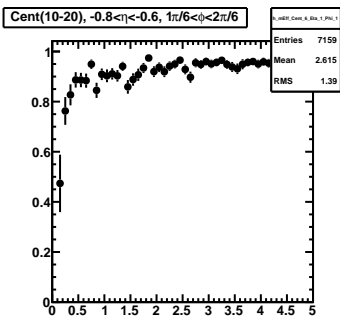
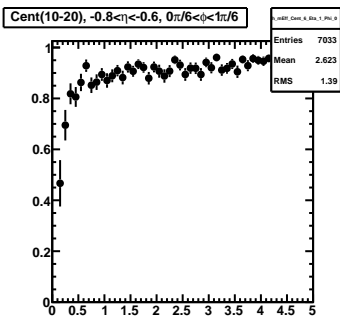


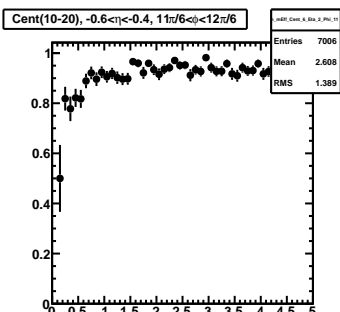
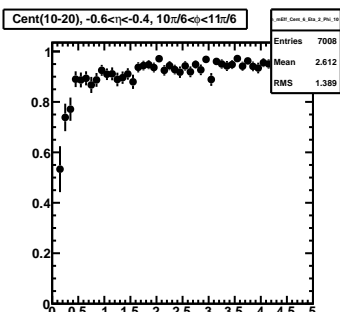
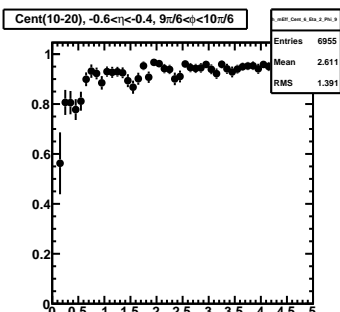
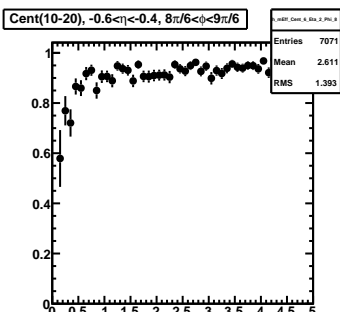
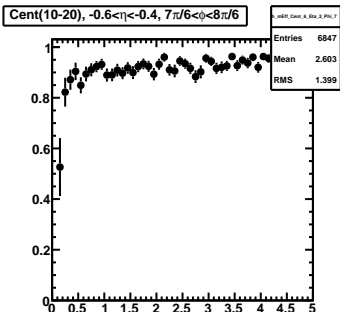
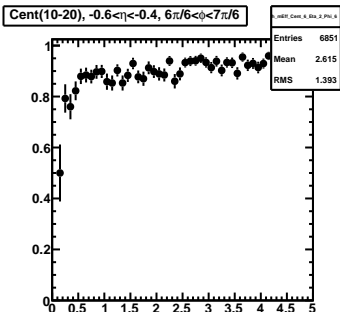
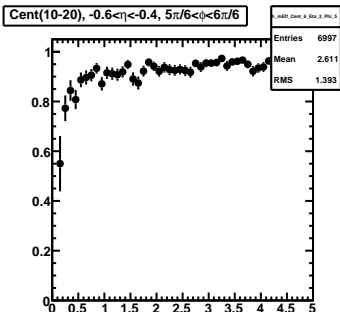
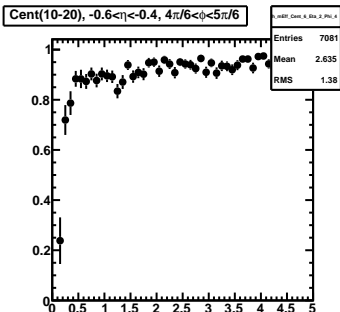
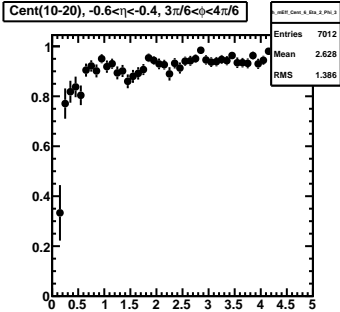
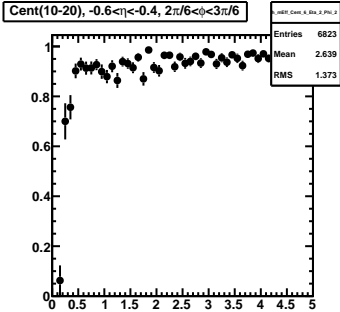
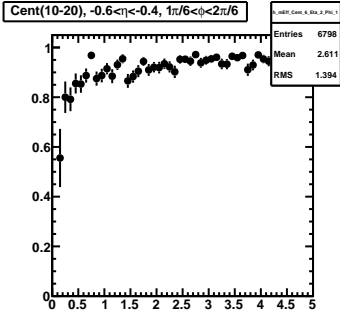
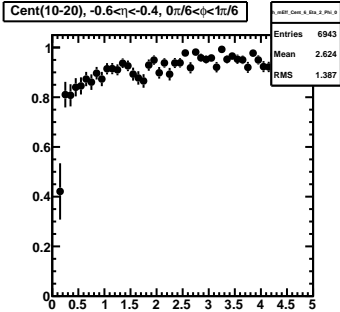
Cent(10-20), $-1.0 < \eta < -0.8$, $10\pi/6 < \phi < 11\pi/6$

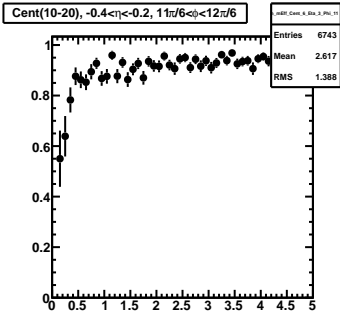
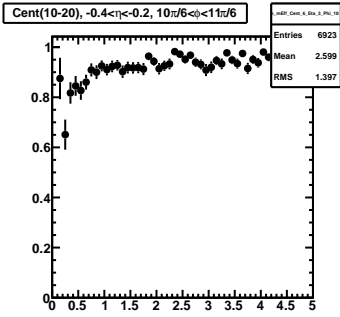
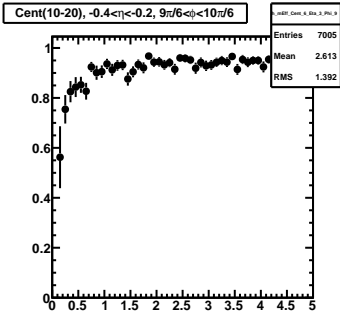
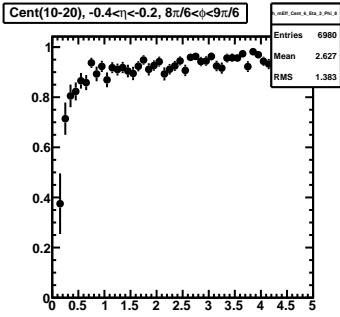
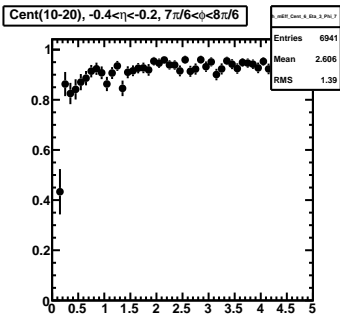
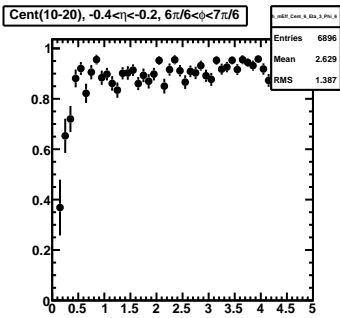
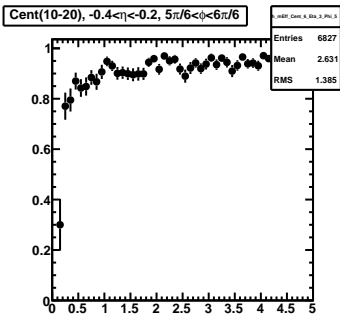
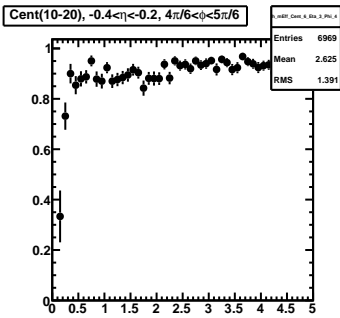
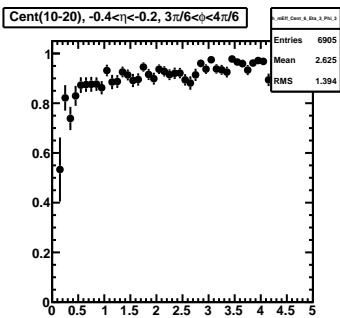
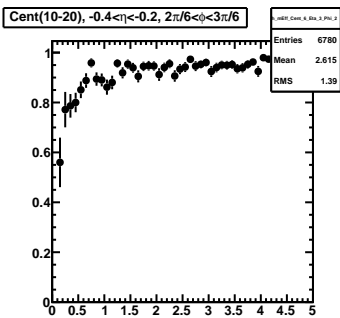
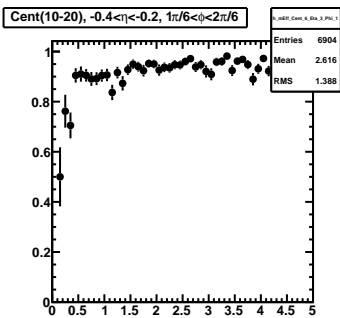
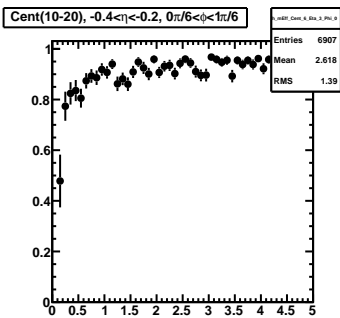


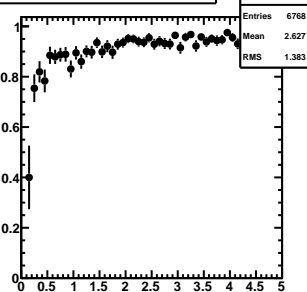
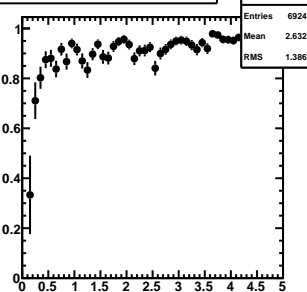
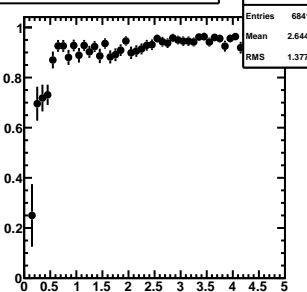
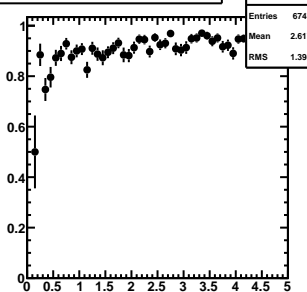
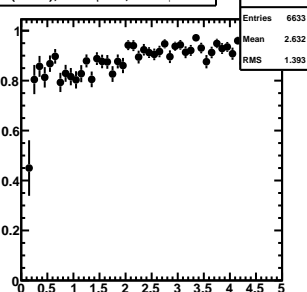
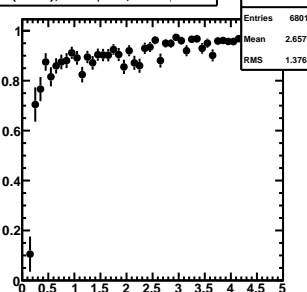
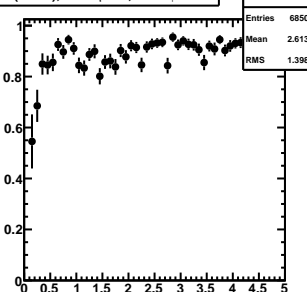
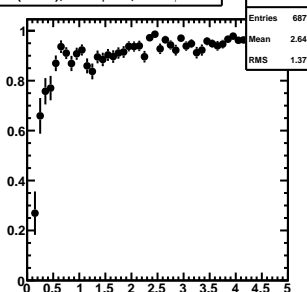
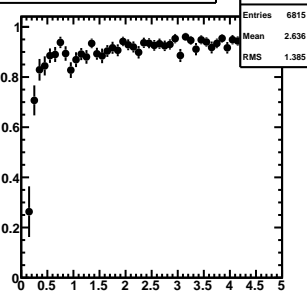
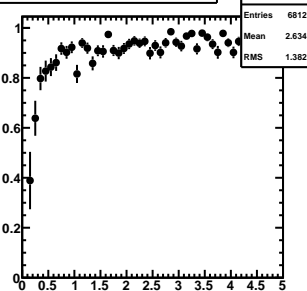
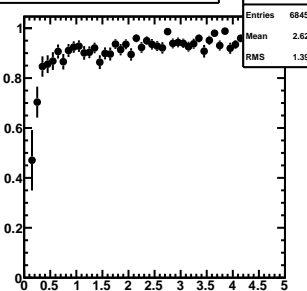
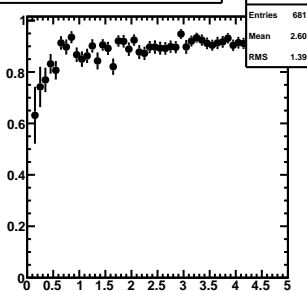
Cent(10-20), $-1.0 < \eta < -0.8$, $11\pi/6 < \phi < 12\pi/6$

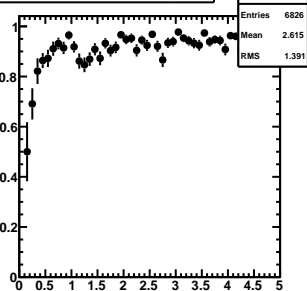
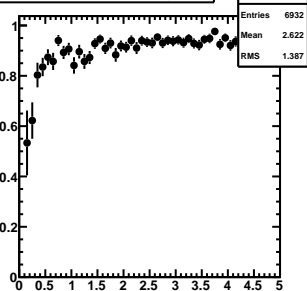
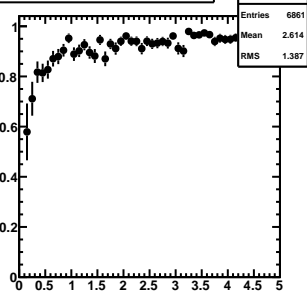
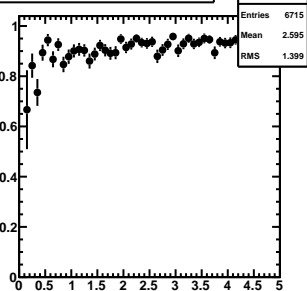
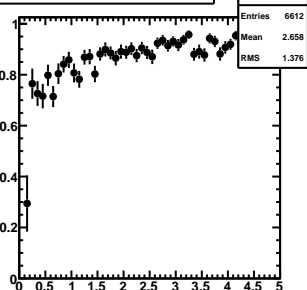
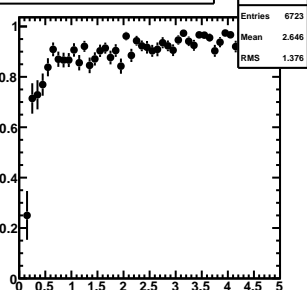
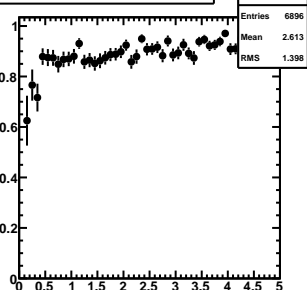
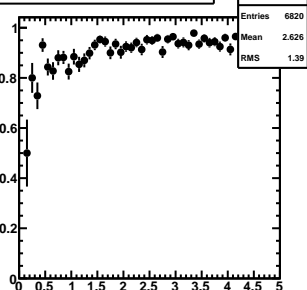
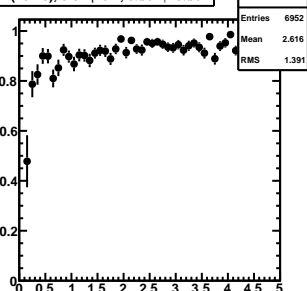
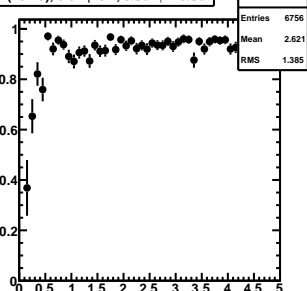
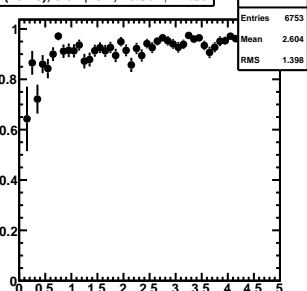
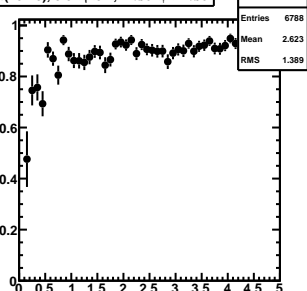




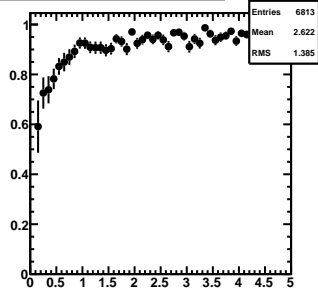




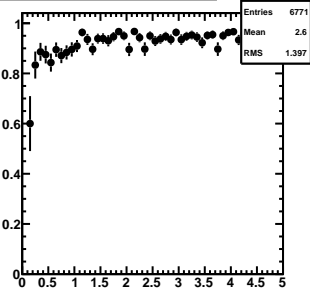
Cent(10-20), $-0.2 < \eta < 0.0$, $0\pi/6 < \phi < 1\pi/6$ Cent(10-20), $-0.2 < \eta < 0.0$, $1\pi/6 < \phi < 2\pi/6$ Cent(10-20), $-0.2 < \eta < 0.0$, $2\pi/6 < \phi < 3\pi/6$ Cent(10-20), $-0.2 < \eta < 0.0$, $3\pi/6 < \phi < 4\pi/6$ Cent(10-20), $-0.2 < \eta < 0.0$, $4\pi/6 < \phi < 5\pi/6$ Cent(10-20), $-0.2 < \eta < 0.0$, $5\pi/6 < \phi < 6\pi/6$ Cent(10-20), $-0.2 < \eta < 0.0$, $6\pi/6 < \phi < 7\pi/6$ Cent(10-20), $-0.2 < \eta < 0.0$, $7\pi/6 < \phi < 8\pi/6$ Cent(10-20), $-0.2 < \eta < 0.0$, $8\pi/6 < \phi < 9\pi/6$ Cent(10-20), $-0.2 < \eta < 0.0$, $9\pi/6 < \phi < 10\pi/6$ Cent(10-20), $-0.2 < \eta < 0.0$, $10\pi/6 < \phi < 11\pi/6$ Cent(10-20), $-0.2 < \eta < 0.0$, $11\pi/6 < \phi < 12\pi/6$ 

Cent(10-20), $0.0 < \eta < 0.2$, $0\pi/6 < \phi < 1\pi/6$ Cent(10-20), $0.0 < \eta < 0.2$, $1\pi/6 < \phi < 2\pi/6$ Cent(10-20), $0.0 < \eta < 0.2$, $2\pi/6 < \phi < 3\pi/6$ Cent(10-20), $0.0 < \eta < 0.2$, $3\pi/6 < \phi < 4\pi/6$ Cent(10-20), $0.0 < \eta < 0.2$, $4\pi/6 < \phi < 5\pi/6$ Cent(10-20), $0.0 < \eta < 0.2$, $5\pi/6 < \phi < 6\pi/6$ Cent(10-20), $0.0 < \eta < 0.2$, $6\pi/6 < \phi < 7\pi/6$ Cent(10-20), $0.0 < \eta < 0.2$, $7\pi/6 < \phi < 8\pi/6$ Cent(10-20), $0.0 < \eta < 0.2$, $8\pi/6 < \phi < 9\pi/6$ Cent(10-20), $0.0 < \eta < 0.2$, $9\pi/6 < \phi < 10\pi/6$ Cent(10-20), $0.0 < \eta < 0.2$, $10\pi/6 < \phi < 11\pi/6$ Cent(10-20), $0.0 < \eta < 0.2$, $11\pi/6 < \phi < 12\pi/6$ 

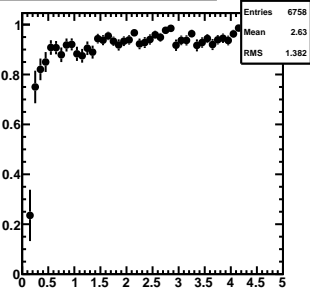
Cent(10-20), $0.2 < \eta < 0.4$, $0\pi/6 < \phi < 1\pi/6$



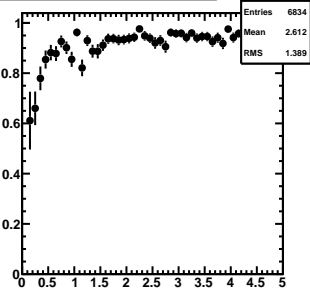
Cent(10-20), $0.2 < \eta < 0.4$, $1\pi/6 < \phi < 2\pi/6$



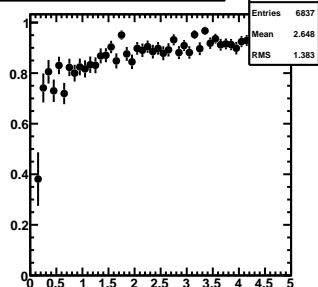
Cent(10-20), $0.2 < \eta < 0.4$, $2\pi/6 < \phi < 3\pi/6$



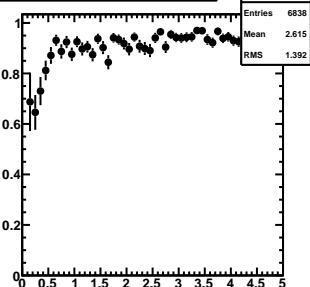
Cent(10-20), $0.2 < \eta < 0.4$, $3\pi/6 < \phi < 4\pi/6$



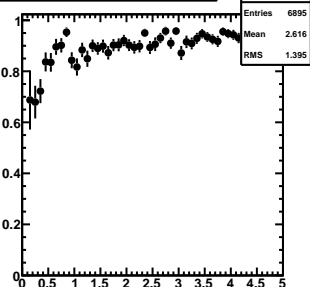
Cent(10-20), $0.2 < \eta < 0.4$, $4\pi/6 < \phi < 5\pi/6$



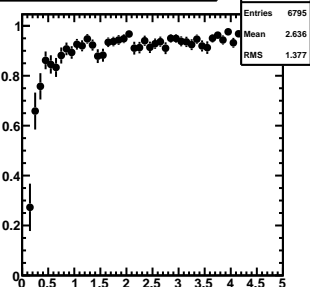
Cent(10-20), $0.2 < \eta < 0.4$, $5\pi/6 < \phi < 6\pi/6$



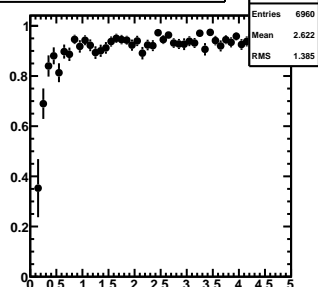
Cent(10-20), $0.2 < \eta < 0.4$, $6\pi/6 < \phi < 7\pi/6$



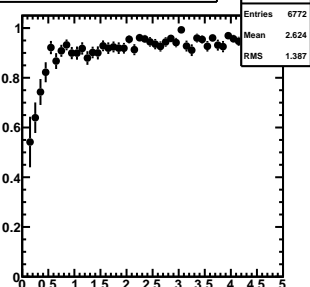
Cent(10-20), $0.2 < \eta < 0.4$, $7\pi/6 < \phi < 8\pi/6$



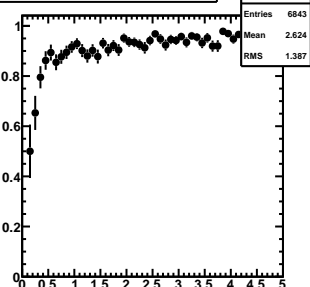
Cent(10-20), $0.2 < \eta < 0.4$, $8\pi/6 < \phi < 9\pi/6$



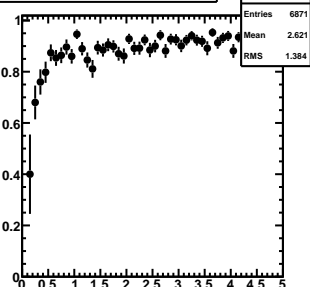
Cent(10-20), $0.2 < \eta < 0.4$, $9\pi/6 < \phi < 10\pi/6$



Cent(10-20), $0.2 < \eta < 0.4$, $10\pi/6 < \phi < 11\pi/6$

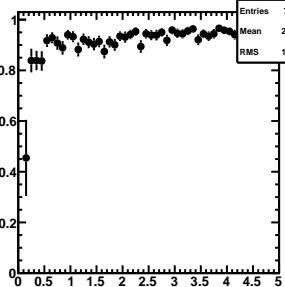


Cent(10-20), $0.2 < \eta < 0.4$, $11\pi/6 < \phi < 12\pi/6$

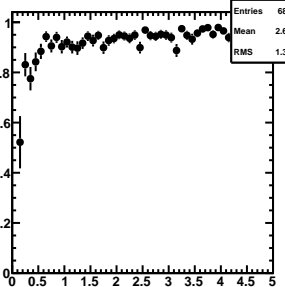


Cent(10-20), $0.4 < \eta < 0.6$, $0\pi/6 < \phi < 1\pi/6$

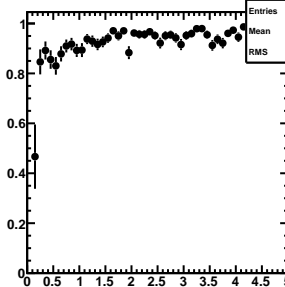
Entries 7090
Mean 2.604
RMS 1.392

Cent(10-20), $0.4 < \eta < 0.6$, $1\pi/6 < \phi < 2\pi/6$

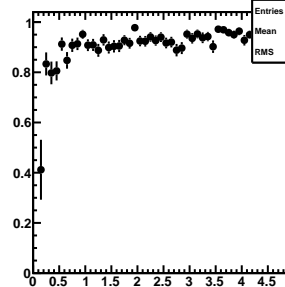
Entries 6876
Mean 2.607
RMS 1.392

Cent(10-20), $0.4 < \eta < 0.6$, $2\pi/6 < \phi < 3\pi/6$

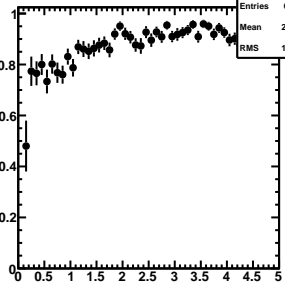
Entries 6908
Mean 2.609
RMS 1.391

Cent(10-20), $0.4 < \eta < 0.6$, $3\pi/6 < \phi < 4\pi/6$

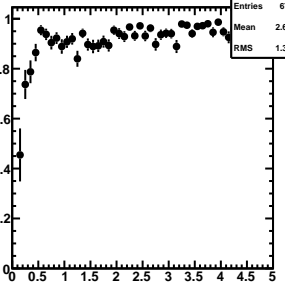
Entries 7035
Mean 2.617
RMS 1.391

Cent(10-20), $0.4 < \eta < 0.6$, $4\pi/6 < \phi < 5\pi/6$

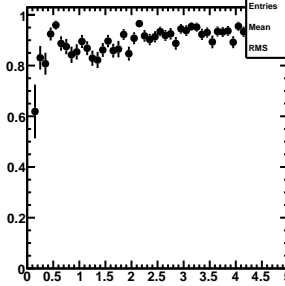
Entries 6653
Mean 2.647
RMS 1.384

Cent(10-20), $0.4 < \eta < 0.6$, $5\pi/6 < \phi < 6\pi/6$

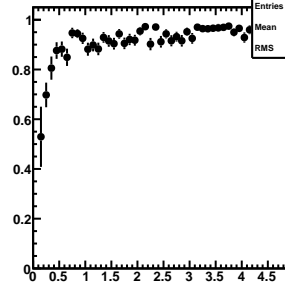
Entries 6711
Mean 2.615
RMS 1.389

Cent(10-20), $0.4 < \eta < 0.6$, $6\pi/6 < \phi < 7\pi/6$

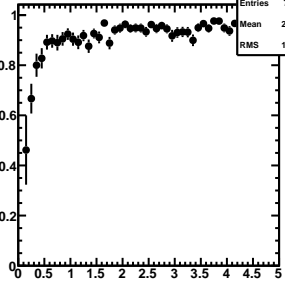
Entries 7009
Mean 2.605
RMS 1.402

Cent(10-20), $0.4 < \eta < 0.6$, $7\pi/6 < \phi < 8\pi/6$

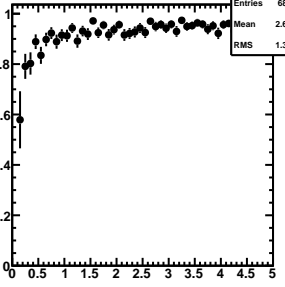
Entries 8917
Mean 2.618
RMS 1.39

Cent(10-20), $0.4 < \eta < 0.6$, $8\pi/6 < \phi < 9\pi/6$

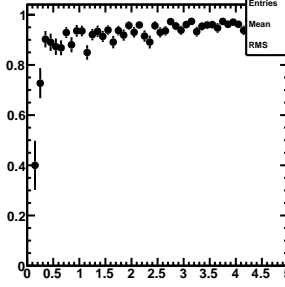
Entries 7027
Mean 2.624
RMS 1.386

Cent(10-20), $0.4 < \eta < 0.6$, $9\pi/6 < \phi < 10\pi/6$

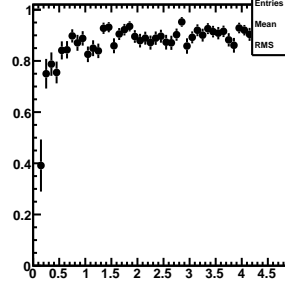
Entries 6805
Mean 2.603
RMS 1.392

Cent(10-20), $0.4 < \eta < 0.6$, $10\pi/6 < \phi < 11\pi/6$

Entries 6837
Mean 2.62
RMS 1.389

Cent(10-20), $0.4 < \eta < 0.6$, $11\pi/6 < \phi < 12\pi/6$

Entries 6797
Mean 2.618
RMS 1.388



Cent(10-20), $0.6 < \eta < 0.8$, $0\pi/6 < \phi < 1\pi/6$

Entries 6940
Mean 2.613
RMS 1.389

Cent(10-20), $0.6 < \eta < 0.8$, $1\pi/6 < \phi < 2\pi/6$

Entries 6825
Mean 2.622
RMS 1.382

Cent(10-20), $0.6 < \eta < 0.8$, $2\pi/6 < \phi < 3\pi/6$

Entries 6873
Mean 2.614
RMS 1.392

Cent(10-20), $0.6 < \eta < 0.8$, $3\pi/6 < \phi < 4\pi/6$

Entries 7101
Mean 2.615
RMS 1.39

Cent(10-20), $0.6 < \eta < 0.8$, $4\pi/6 < \phi < 5\pi/6$

Entries 6874
Mean 2.646
RMS 1.389

Cent(10-20), $0.6 < \eta < 0.8$, $5\pi/6 < \phi < 6\pi/6$

Entries 6961
Mean 2.639
RMS 1.375

Cent(10-20), $0.6 < \eta < 0.8$, $6\pi/6 < \phi < 7\pi/6$

Entries 6908
Mean 2.622
RMS 1.395

Cent(10-20), $0.6 < \eta < 0.8$, $7\pi/6 < \phi < 8\pi/6$

Entries 6917
Mean 2.599
RMS 1.395

Cent(10-20), $0.6 < \eta < 0.8$, $8\pi/6 < \phi < 9\pi/6$

Entries 7000
Mean 2.619
RMS 1.391

Cent(10-20), $0.6 < \eta < 0.8$, $9\pi/6 < \phi < 10\pi/6$

Entries 6938
Mean 2.6
RMS 1.4

Cent(10-20), $0.6 < \eta < 0.8$, $10\pi/6 < \phi < 11\pi/6$

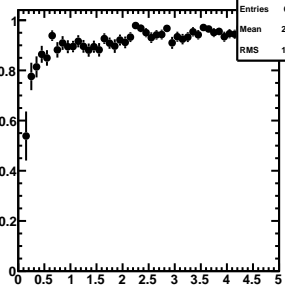
Entries 7017
Mean 2.607
RMS 1.392

Cent(10-20), $0.6 < \eta < 0.8$, $11\pi/6 < \phi < 12\pi/6$

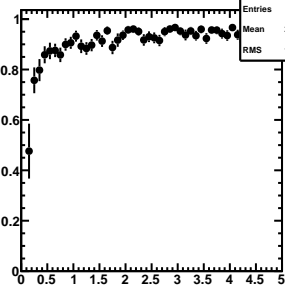
Entries 6966
Mean 2.608
RMS 1.385

Cent(10-20), $0.8 < \eta < 1.0$, $0\pi/6 < \phi < 1\pi/6$

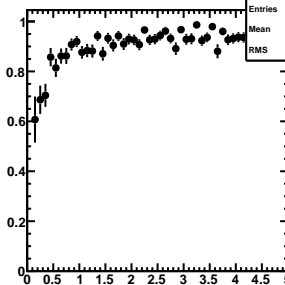
Entries 6943
 Mean 2.612
 RMS 1.392

Cent(10-20), $0.8 < \eta < 1.0$, $1\pi/6 < \phi < 2\pi/6$

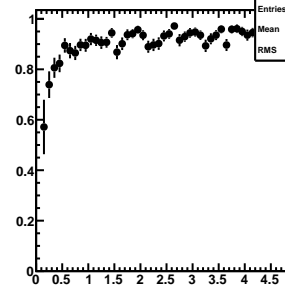
Entries 7000
 Mean 2.615
 RMS 1.387

Cent(10-20), $0.8 < \eta < 1.0$, $2\pi/6 < \phi < 3\pi/6$

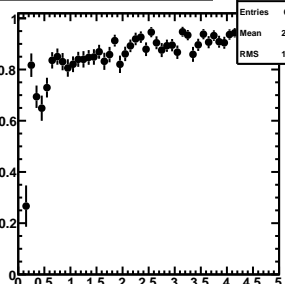
Entries 6864
 Mean 2.624
 RMS 1.388

Cent(10-20), $0.8 < \eta < 1.0$, $3\pi/6 < \phi < 4\pi/6$

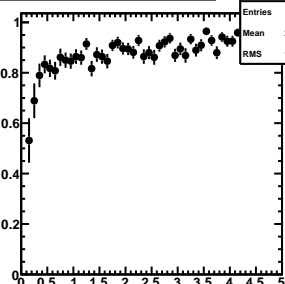
Entries 6966
 Mean 2.608
 RMS 1.392

Cent(10-20), $0.8 < \eta < 1.0$, $4\pi/6 < \phi < 5\pi/6$

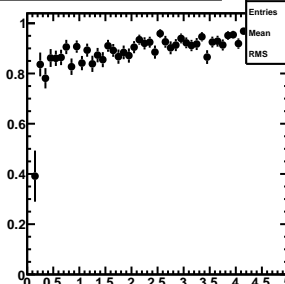
Entries 6806
 Mean 2.656
 RMS 1.376

Cent(10-20), $0.8 < \eta < 1.0$, $5\pi/6 < \phi < 6\pi/6$

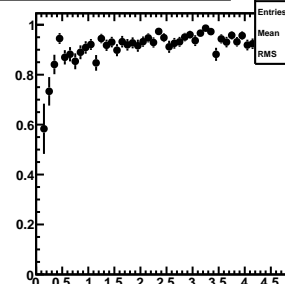
Entries 6974
 Mean 2.628
 RMS 1.393

Cent(10-20), $0.8 < \eta < 1.0$, $6\pi/6 < \phi < 7\pi/6$

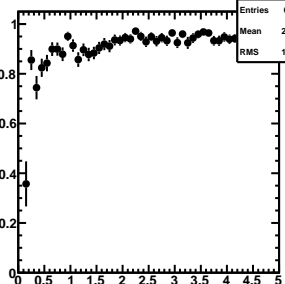
Entries 6798
 Mean 2.629
 RMS 1.394

Cent(10-20), $0.8 < \eta < 1.0$, $7\pi/6 < \phi < 8\pi/6$

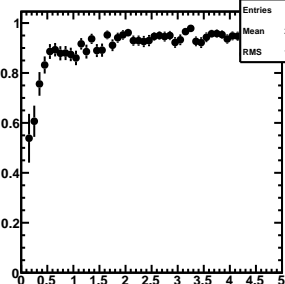
Entries 8815
 Mean 2.608
 RMS 1.394

Cent(10-20), $0.8 < \eta < 1.0$, $8\pi/6 < \phi < 9\pi/6$

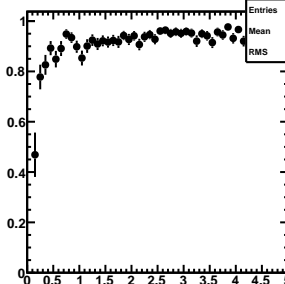
Entries 6833
 Mean 2.626
 RMS 1.386

Cent(10-20), $0.8 < \eta < 1.0$, $9\pi/6 < \phi < 10\pi/6$

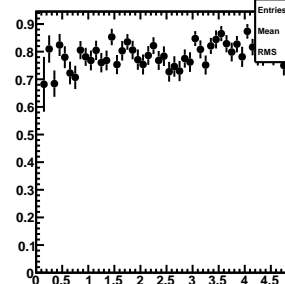
Entries 6806
 Mean 2.628
 RMS 1.385

Cent(10-20), $0.8 < \eta < 1.0$, $10\pi/6 < \phi < 11\pi/6$

Entries 6906
 Mean 2.609
 RMS 1.39

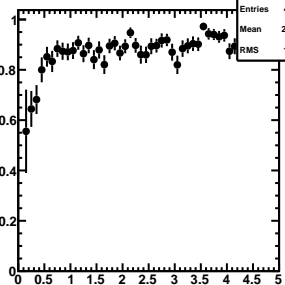
Cent(10-20), $0.8 < \eta < 1.0$, $11\pi/6 < \phi < 12\pi/6$

Entries 8841
 Mean 2.579
 RMS 1.409

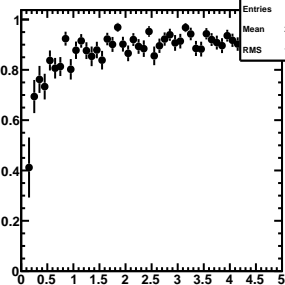


Cent(5-10), $-1.0 < \eta < -0.8$, $0\pi/6 < \phi < 1\pi/6$

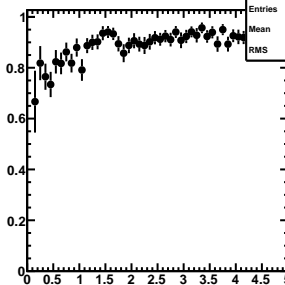
Entries 4923
Mean 2.623
RMS 1.391

Cent(5-10), $-1.0 < \eta < -0.8$, $1\pi/6 < \phi < 2\pi/6$

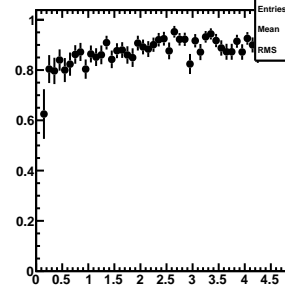
Entries 4807
Mean 2.635
RMS 1.382

Cent(5-10), $-1.0 < \eta < -0.8$, $2\pi/6 < \phi < 3\pi/6$

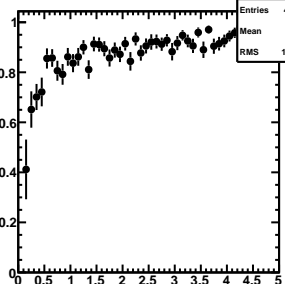
Entries 4754
Mean 2.607
RMS 1.39

Cent(5-10), $-1.0 < \eta < -0.8$, $3\pi/6 < \phi < 4\pi/6$

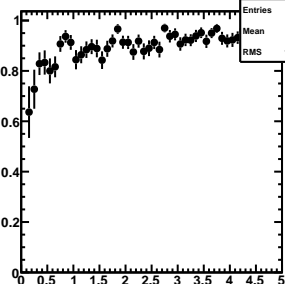
Entries 4813
Mean 2.606
RMS 1.398

Cent(5-10), $-1.0 < \eta < -0.8$, $4\pi/6 < \phi < 5\pi/6$

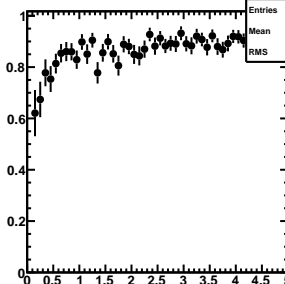
Entries 4729
Mean 2.65
RMS 1.379

Cent(5-10), $-1.0 < \eta < -0.8$, $5\pi/6 < \phi < 6\pi/6$

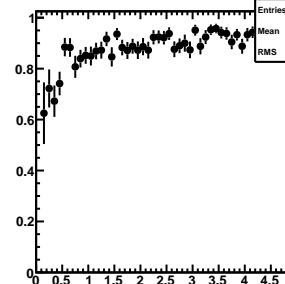
Entries 4849
Mean 2.61
RMS 1.393

Cent(5-10), $-1.0 < \eta < -0.8$, $6\pi/6 < \phi < 7\pi/6$

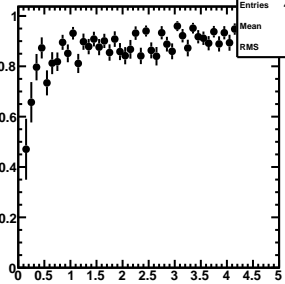
Entries 4888
Mean 2.615
RMS 1.395

Cent(5-10), $-1.0 < \eta < -0.8$, $7\pi/6 < \phi < 8\pi/6$

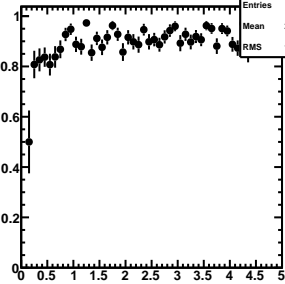
Entries 4800
Mean 2.62
RMS 1.389

Cent(5-10), $-1.0 < \eta < -0.8$, $8\pi/6 < \phi < 9\pi/6$

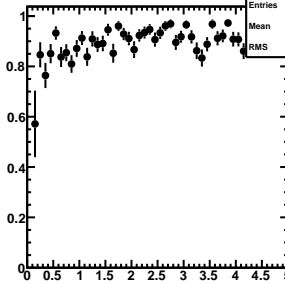
Entries 4847
Mean 2.63
RMS 1.39

Cent(5-10), $-1.0 < \eta < -0.8$, $9\pi/6 < \phi < 10\pi/6$

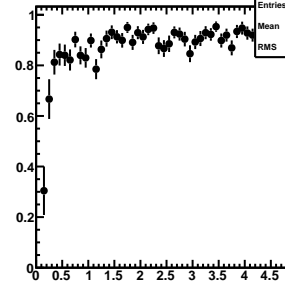
Entries 4887
Mean 2.604
RMS 1.394

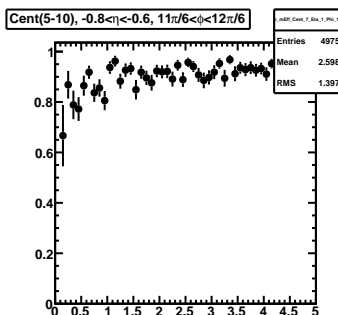
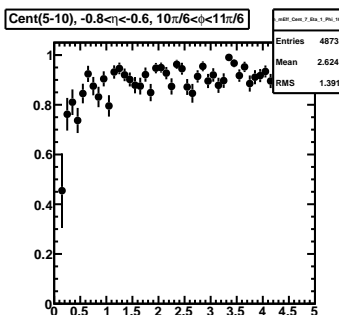
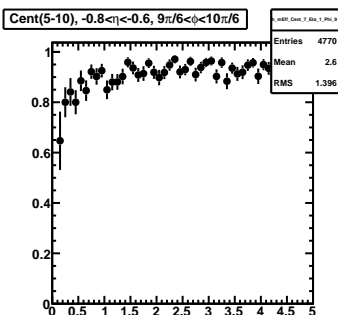
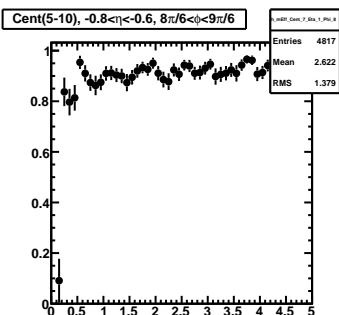
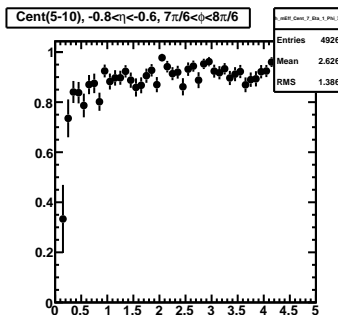
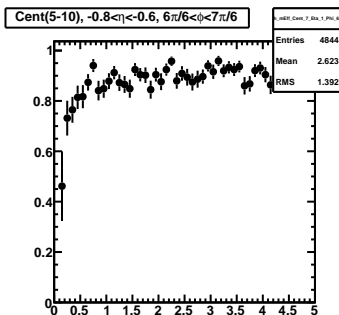
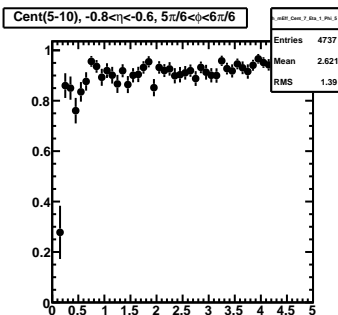
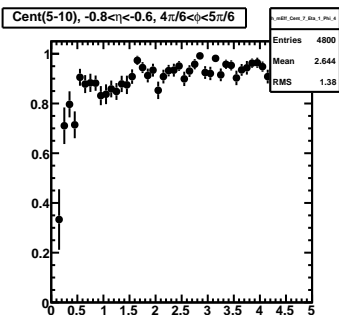
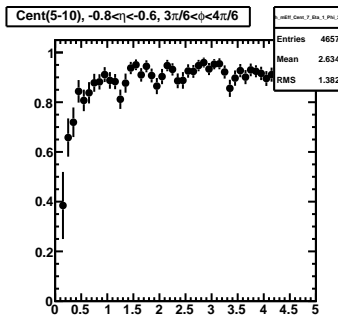
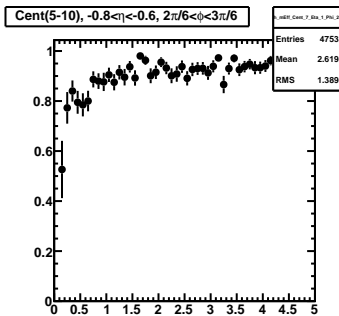
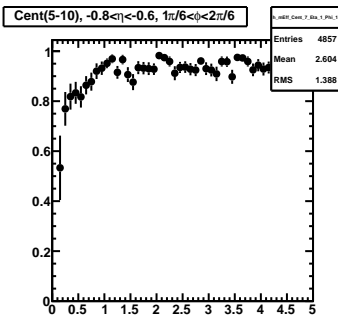
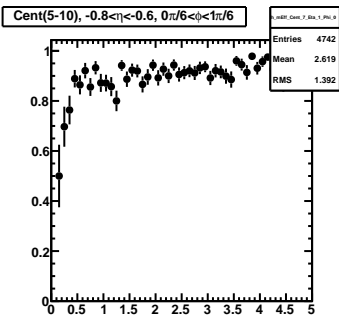
Cent(5-10), $-1.0 < \eta < -0.8$, $10\pi/6 < \phi < 11\pi/6$

Entries 5048
Mean 2.597
RMS 1.393

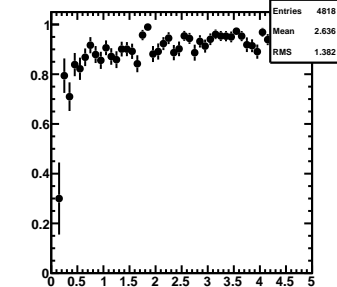
Cent(5-10), $-1.0 < \eta < -0.8$, $11\pi/6 < \phi < 12\pi/6$

Entries 4859
Mean 2.64
RMS 1.388

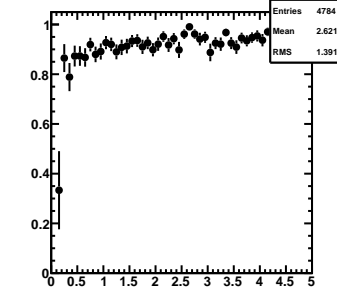




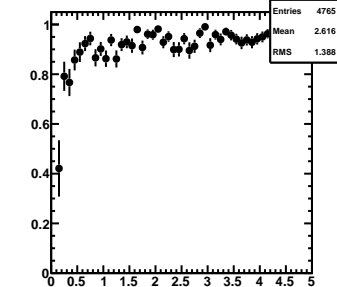
Cent(5-10), $-0.6 < \eta < -0.4$, $0\pi/6 < \phi < 1\pi/6$



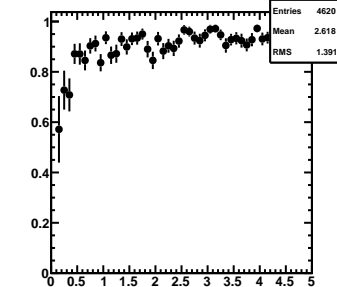
Cent(5-10), $-0.6 < \eta < -0.4$, $1\pi/6 < \phi < 2\pi/6$



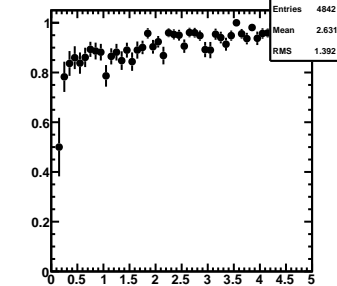
Cent(5-10), $-0.6 < \eta < -0.4$, $2\pi/6 < \phi < 3\pi/6$



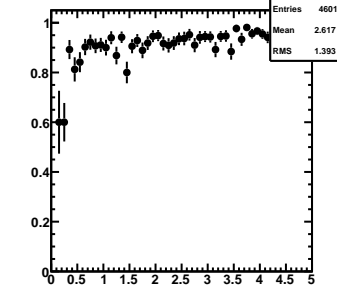
Cent(5-10), $-0.6 < \eta < -0.4$, $3\pi/6 < \phi < 4\pi/6$



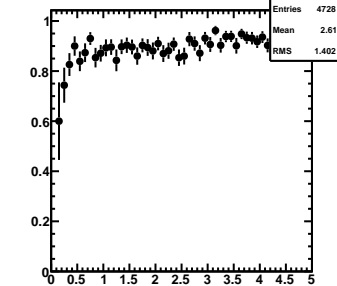
Cent(5-10), $-0.6 < \eta < -0.4$, $4\pi/6 < \phi < 5\pi/6$



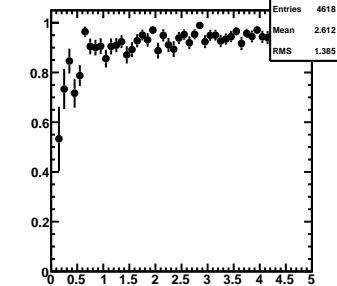
Cent(5-10), $-0.6 < \eta < -0.4$, $5\pi/6 < \phi < 6\pi/6$



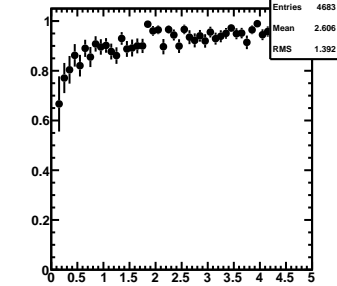
Cent(5-10), $-0.6 < \eta < -0.4$, $6\pi/6 < \phi < 7\pi/6$



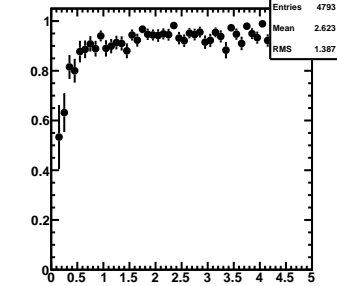
Cent(5-10), $-0.6 < \eta < -0.4$, $7\pi/6 < \phi < 8\pi/6$



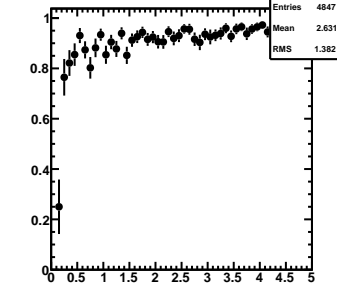
Cent(5-10), $-0.6 < \eta < -0.4$, $8\pi/6 < \phi < 9\pi/6$



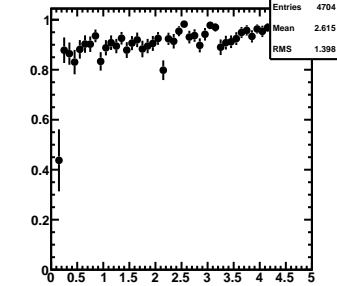
Cent(5-10), $-0.6 < \eta < -0.4$, $9\pi/6 < \phi < 10\pi/6$



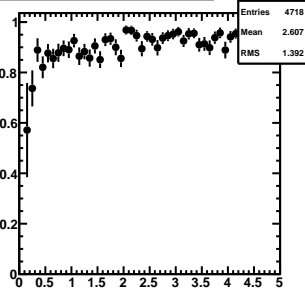
Cent(5-10), $-0.6 < \eta < -0.4$, $10\pi/6 < \phi < 11\pi/6$



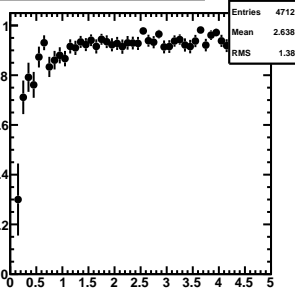
Cent(5-10), $-0.6 < \eta < -0.4$, $11\pi/6 < \phi < 12\pi/6$



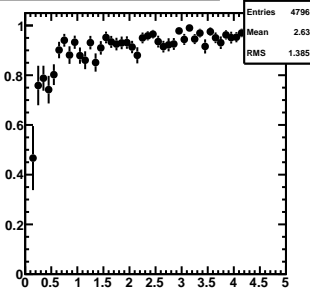
Cent(5-10), $-0.4 < \eta < -0.2$, $0\pi/6 < \phi < 1\pi/6$



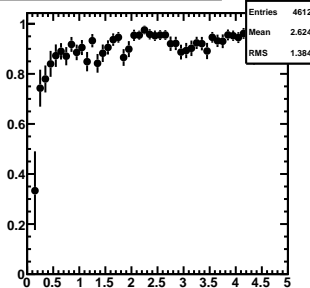
Cent(5-10), $-0.4 < \eta < -0.2$, $1\pi/6 < \phi < 2\pi/6$



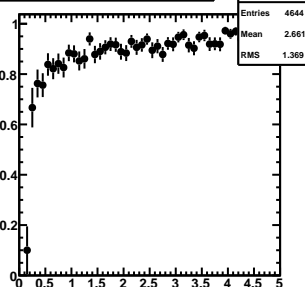
Cent(5-10), $-0.4 < \eta < -0.2$, $2\pi/6 < \phi < 3\pi/6$



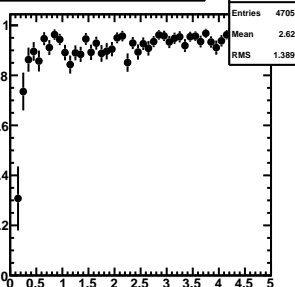
Cent(5-10), $-0.4 < \eta < -0.2$, $3\pi/6 < \phi < 4\pi/6$



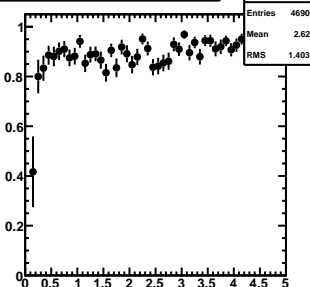
Cent(5-10), $-0.4 < \eta < -0.2$, $4\pi/6 < \phi < 5\pi/6$



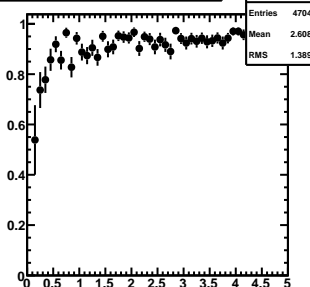
Cent(5-10), $-0.4 < \eta < -0.2$, $5\pi/6 < \phi < 6\pi/6$



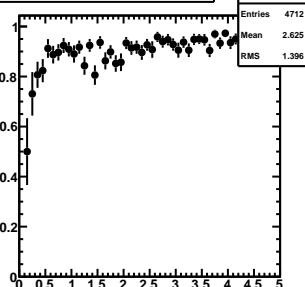
Cent(5-10), $-0.4 < \eta < -0.2$, $6\pi/6 < \phi < 7\pi/6$



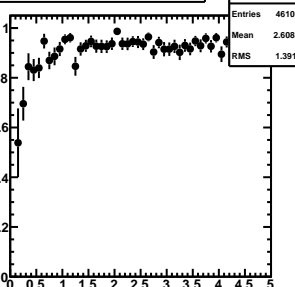
Cent(5-10), $-0.4 < \eta < -0.2$, $7\pi/6 < \phi < 8\pi/6$



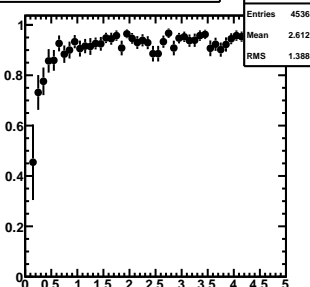
Cent(5-10), $-0.4 < \eta < -0.2$, $8\pi/6 < \phi < 9\pi/6$



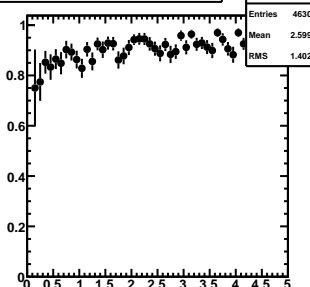
Cent(5-10), $-0.4 < \eta < -0.2$, $9\pi/6 < \phi < 10\pi/6$



Cent(5-10), $-0.4 < \eta < -0.2$, $10\pi/6 < \phi < 11\pi/6$



Cent(5-10), $-0.4 < \eta < -0.2$, $11\pi/6 < \phi < 12\pi/6$



Cent(5-10), $-0.2 < \eta < 0.0$, $0\pi/6 < \phi < 1\pi/6$

HEP Data 7, Bin 4, Plot 3
Entries 4642
Mean 2.626
RMS 1.389

Cent(5-10), $-0.2 < \eta < 0.0$, $1\pi/6 < \phi < 2\pi/6$

HEP Data 7, Bin 4, Plot 3
Entries 4651
Mean 2.627
RMS 1.386

Cent(5-10), $-0.2 < \eta < 0.0$, $2\pi/6 < \phi < 3\pi/6$

HEP Data 7, Bin 4, Plot 3
Entries 4694
Mean 2.647
RMS 1.377

Cent(5-10), $-0.2 < \eta < 0.0$, $3\pi/6 < \phi < 4\pi/6$

HEP Data 7, Bin 4, Plot 3
Entries 4681
Mean 2.61
RMS 1.397

Cent(5-10), $-0.2 < \eta < 0.0$, $4\pi/6 < \phi < 5\pi/6$

HEP Data 7, Bin 4, Plot 3
Entries 4570
Mean 2.613
RMS 1.4

Cent(5-10), $-0.2 < \eta < 0.0$, $5\pi/6 < \phi < 6\pi/6$

HEP Data 7, Bin 4, Plot 3
Entries 4647
Mean 2.641
RMS 1.38

Cent(5-10), $-0.2 < \eta < 0.0$, $6\pi/6 < \phi < 7\pi/6$

HEP Data 7, Bin 4, Plot 3
Entries 4693
Mean 2.623
RMS 1.394

Cent(5-10), $-0.2 < \eta < 0.0$, $7\pi/6 < \phi < 8\pi/6$

HEP Data 7, Bin 4, Plot 3
Entries 4647
Mean 2.625
RMS 1.381

Cent(5-10), $-0.2 < \eta < 0.0$, $8\pi/6 < \phi < 9\pi/6$

HEP Data 7, Bin 4, Plot 3
Entries 4597
Mean 2.633
RMS 1.382

Cent(5-10), $-0.2 < \eta < 0.0$, $9\pi/6 < \phi < 10\pi/6$

HEP Data 7, Bin 4, Plot 3
Entries 4691
Mean 2.616
RMS 1.391

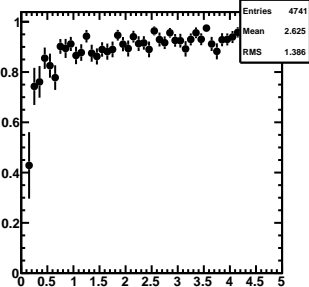
Cent(5-10), $-0.2 < \eta < 0.0$, $10\pi/6 < \phi < 11\pi/6$

HEP Data 7, Bin 4, Plot 3
Entries 4702
Mean 2.616
RMS 1.39

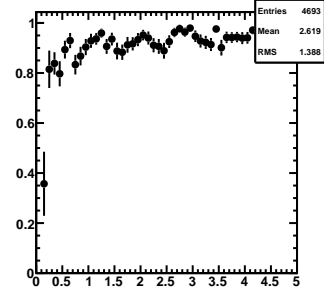
Cent(5-10), $-0.2 < \eta < 0.0$, $11\pi/6 < \phi < 12\pi/6$

HEP Data 7, Bin 4, Plot 3
Entries 4692
Mean 2.631
RMS 1.389

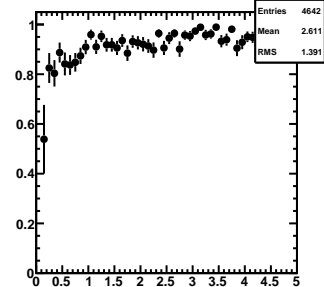
Cent(5-10), $0.2 < \eta < 0.4$, $0\pi/6 < \phi < 1\pi/6$



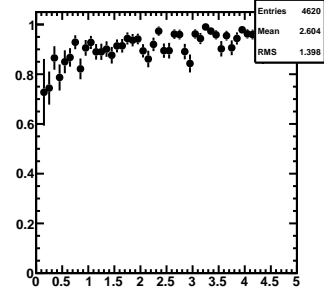
Cent(5-10), $0.2 < \eta < 0.4$, $1\pi/6 < \phi < 2\pi/6$



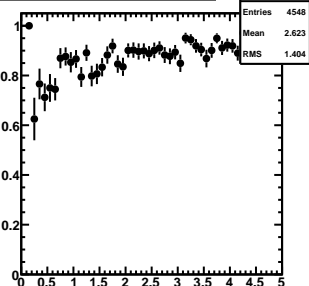
Cent(5-10), $0.2 < \eta < 0.4$, $2\pi/6 < \phi < 3\pi/6$



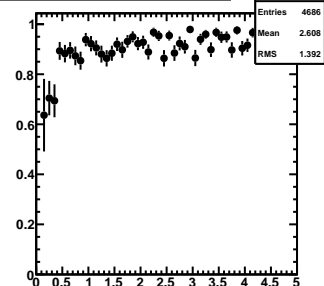
Cent(5-10), $0.2 < \eta < 0.4$, $3\pi/6 < \phi < 4\pi/6$



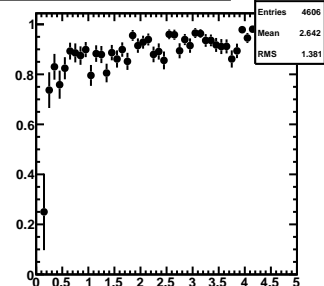
Cent(5-10), $0.2 < \eta < 0.4$, $4\pi/6 < \phi < 5\pi/6$



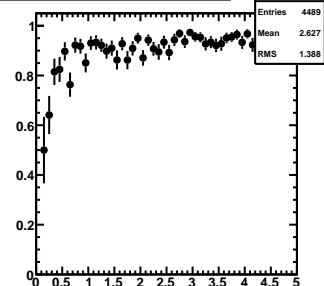
Cent(5-10), $0.2 < \eta < 0.4$, $5\pi/6 < \phi < 6\pi/6$



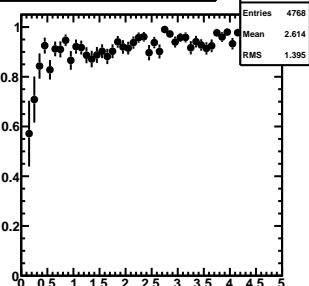
Cent(5-10), $0.2 < \eta < 0.4$, $6\pi/6 < \phi < 7\pi/6$



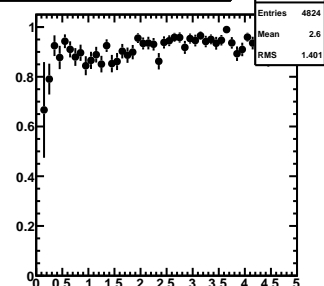
Cent(5-10), $0.2 < \eta < 0.4$, $7\pi/6 < \phi < 8\pi/6$



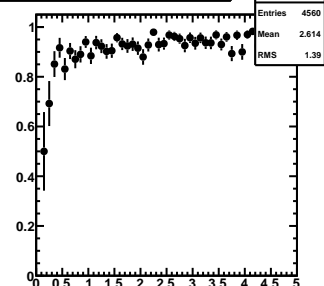
Cent(5-10), $0.2 < \eta < 0.4$, $8\pi/6 < \phi < 9\pi/6$



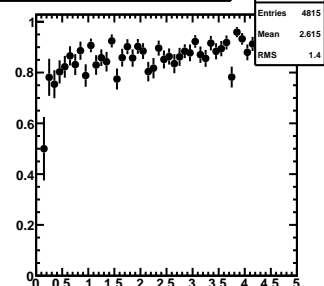
Cent(5-10), $0.2 < \eta < 0.4$, $9\pi/6 < \phi < 10\pi/6$



Cent(5-10), $0.2 < \eta < 0.4$, $10\pi/6 < \phi < 11\pi/6$

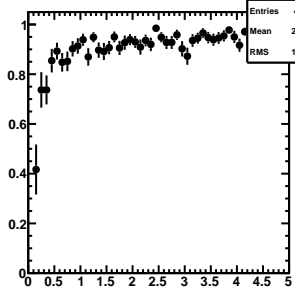


Cent(5-10), $0.2 < \eta < 0.4$, $11\pi/6 < \phi < 12\pi/6$

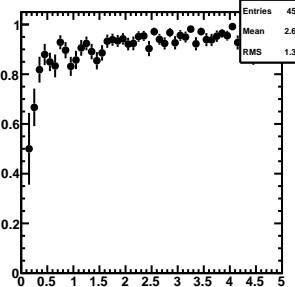


Cent(5-10), $0.4 < \eta < 0.6$, $0\pi/6 < \phi < 1\pi/6$

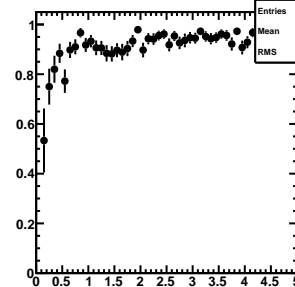
HEP Data 7, Box 7, Plot 3
 Entries 4563
 Mean 2.625
 RMS 1.385

**Cent(5-10), $0.4 < \eta < 0.6$, $1\pi/6 < \phi < 2\pi/6$**

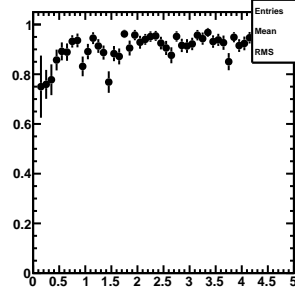
HEP Data 7, Box 7, Plot 4
 Entries 4585
 Mean 2.628
 RMS 1.385

**Cent(5-10), $0.4 < \eta < 0.6$, $2\pi/6 < \phi < 3\pi/6$**

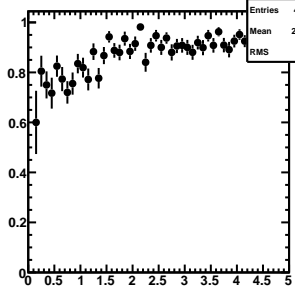
HEP Data 7, Box 7, Plot 5
 Entries 4743
 Mean 2.612
 RMS 1.391

**Cent(5-10), $0.4 < \eta < 0.6$, $3\pi/6 < \phi < 4\pi/6$**

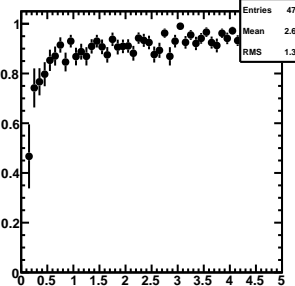
HEP Data 7, Box 7, Plot 6
 Entries 4670
 Mean 2.605
 RMS 1.403

**Cent(5-10), $0.4 < \eta < 0.6$, $4\pi/6 < \phi < 5\pi/6$**

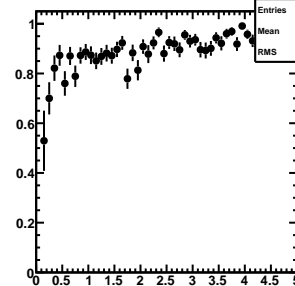
HEP Data 7, Box 7, Plot 7
 Entries 4699
 Mean 2.646
 RMS 1.39

**Cent(5-10), $0.4 < \eta < 0.6$, $5\pi/6 < \phi < 6\pi/6$**

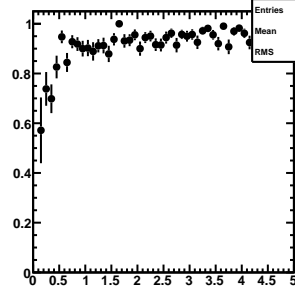
HEP Data 7, Box 7, Plot 8
 Entries 4704
 Mean 2.628
 RMS 1.389

**Cent(5-10), $0.4 < \eta < 0.6$, $6\pi/6 < \phi < 7\pi/6$**

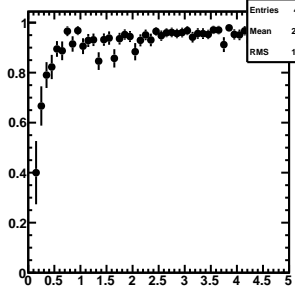
HEP Data 7, Box 7, Plot 9
 Entries 4645
 Mean 2.635
 RMS 1.393

**Cent(5-10), $0.4 < \eta < 0.6$, $7\pi/6 < \phi < 8\pi/6$**

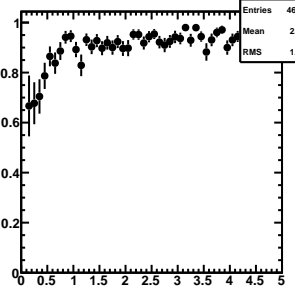
HEP Data 7, Box 7, Plot 10
 Entries 4716
 Mean 2.609
 RMS 1.386

**Cent(5-10), $0.4 < \eta < 0.6$, $8\pi/6 < \phi < 9\pi/6$**

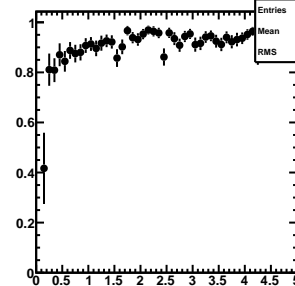
HEP Data 7, Box 7, Plot 11
 Entries 4699
 Mean 2.625
 RMS 1.383

**Cent(5-10), $0.4 < \eta < 0.6$, $9\pi/6 < \phi < 10\pi/6$**

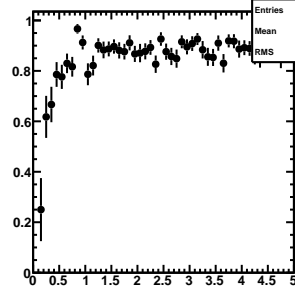
HEP Data 7, Box 7, Plot 12
 Entries 4665
 Mean 2.62
 RMS 1.39

**Cent(5-10), $0.4 < \eta < 0.6$, $10\pi/6 < \phi < 11\pi/6$**

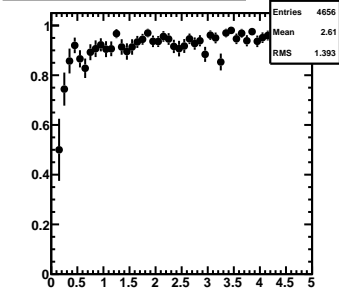
HEP Data 7, Box 7, Plot 13
 Entries 4643
 Mean 2.612
 RMS 1.389

**Cent(5-10), $0.4 < \eta < 0.6$, $11\pi/6 < \phi < 12\pi/6$**

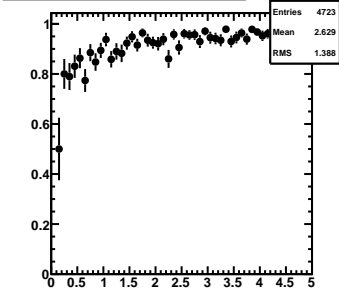
HEP Data 7, Box 7, Plot 14
 Entries 4797
 Mean 2.63
 RMS 1.374



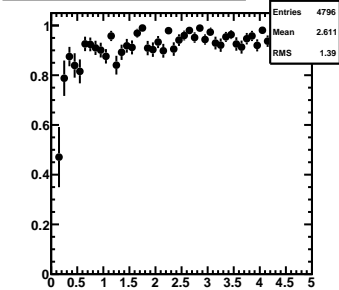
Cent(5-10), $0.6 < \eta < 0.8$, $0\pi/6 < \phi < 1\pi/6$



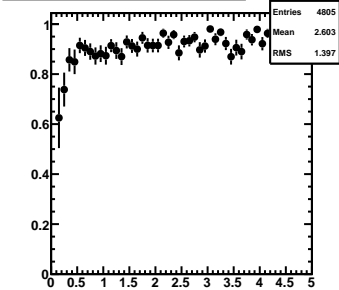
Cent(5-10), $0.6 < \eta < 0.8$, $1\pi/6 < \phi < 2\pi/6$



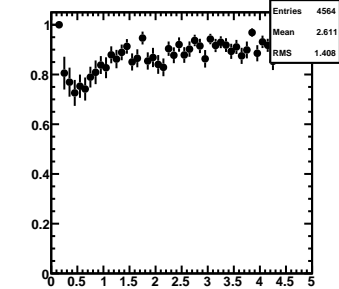
Cent(5-10), $0.6 < \eta < 0.8$, $2\pi/6 < \phi < 3\pi/6$



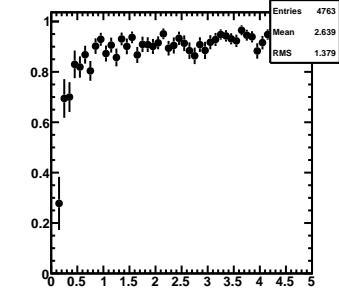
Cent(5-10), $0.6 < \eta < 0.8$, $3\pi/6 < \phi < 4\pi/6$



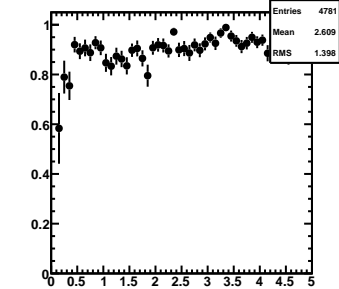
Cent(5-10), $0.6 < \eta < 0.8$, $4\pi/6 < \phi < 5\pi/6$



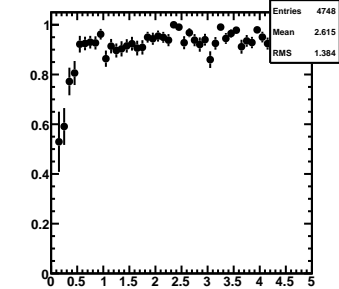
Cent(5-10), $0.6 < \eta < 0.8$, $5\pi/6 < \phi < 6\pi/6$



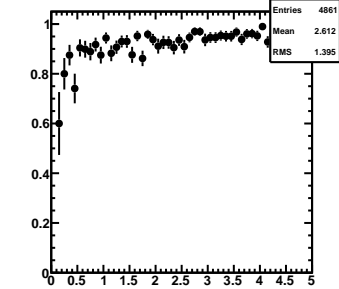
Cent(5-10), $0.6 < \eta < 0.8$, $6\pi/6 < \phi < 7\pi/6$



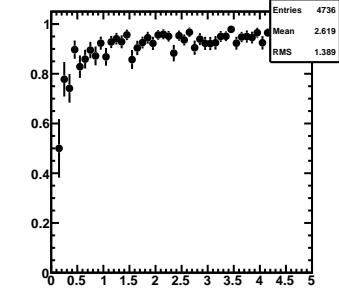
Cent(5-10), $0.6 < \eta < 0.8$, $7\pi/6 < \phi < 8\pi/6$



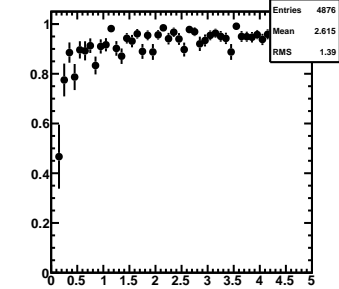
Cent(5-10), $0.6 < \eta < 0.8$, $8\pi/6 < \phi < 9\pi/6$



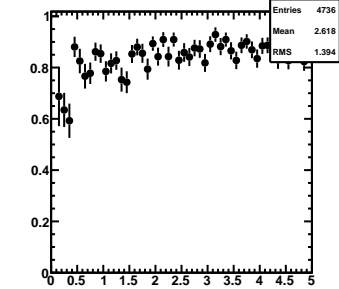
Cent(5-10), $0.6 < \eta < 0.8$, $9\pi/6 < \phi < 10\pi/6$



Cent(5-10), $0.6 < \eta < 0.8$, $10\pi/6 < \phi < 11\pi/6$

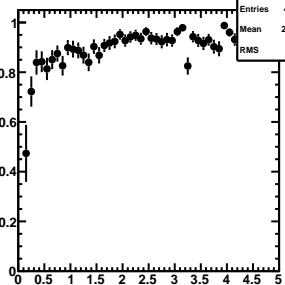


Cent(5-10), $0.6 < \eta < 0.8$, $11\pi/6 < \phi < 12\pi/6$

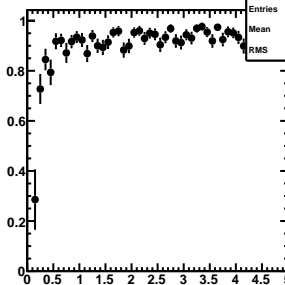


Cent(5-10), $0.8 < \eta < 1.0$, $0\pi/6 < \phi < \pi/6$

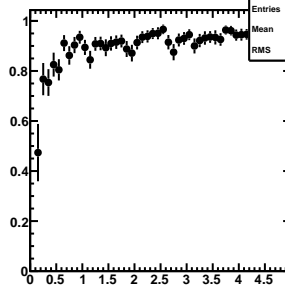
HEP Data 7, Box 9, Plot 9
 Entries 4773
 Mean 2.633
 RMS 1.39

**Cent(5-10), $0.8 < \eta < 1.0$, $1\pi/6 < \phi < 2\pi/6$**

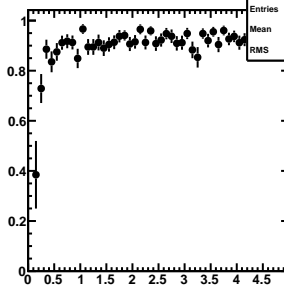
HEP Data 7, Box 9, Plot 1
 Entries 4743
 Mean 2.622
 RMS 1.382

**Cent(5-10), $0.8 < \eta < 1.0$, $2\pi/6 < \phi < 3\pi/6$**

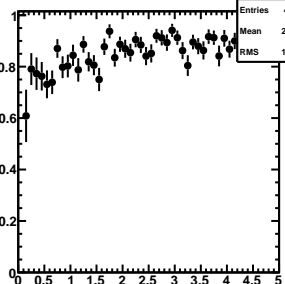
HEP Data 7, Box 9, Plot 2
 Entries 4678
 Mean 2.625
 RMS 1.39

**Cent(5-10), $0.8 < \eta < 1.0$, $3\pi/6 < \phi < 4\pi/6$**

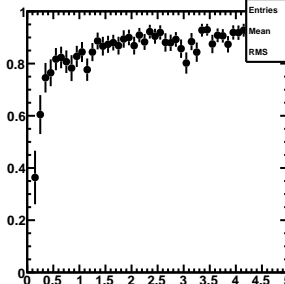
HEP Data 7, Box 9, Plot 3
 Entries 4750
 Mean 2.61
 RMS 1.391

**Cent(5-10), $0.8 < \eta < 1.0$, $4\pi/6 < \phi < 5\pi/6$**

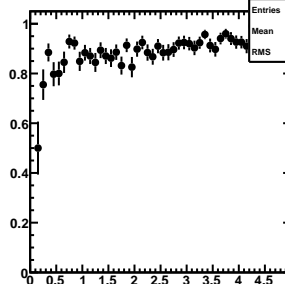
HEP Data 7, Box 9, Plot 4
 Entries 4518
 Mean 2.625
 RMS 1.396

**Cent(5-10), $0.8 < \eta < 1.0$, $5\pi/6 < \phi < 6\pi/6$**

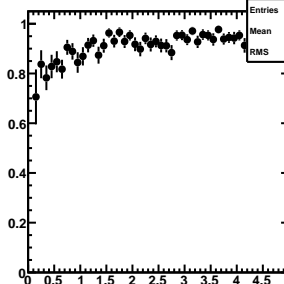
HEP Data 7, Box 9, Plot 5
 Entries 4680
 Mean 2.641
 RMS 1.379

**Cent(5-10), $0.8 < \eta < 1.0$, $6\pi/6 < \phi < 7\pi/6$**

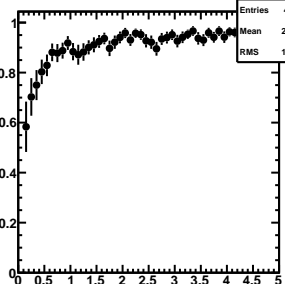
HEP Data 7, Box 9, Plot 6
 Entries 4738
 Mean 2.623
 RMS 1.398

**Cent(5-10), $0.8 < \eta < 1.0$, $7\pi/6 < \phi < 8\pi/6$**

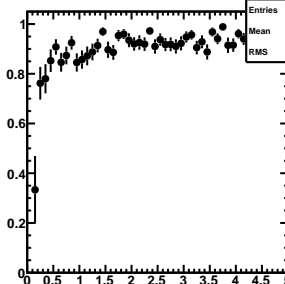
HEP Data 7, Box 9, Plot 7
 Entries 4698
 Mean 2.604
 RMS 1.396

**Cent(5-10), $0.8 < \eta < 1.0$, $8\pi/6 < \phi < 9\pi/6$**

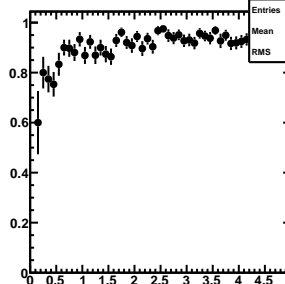
HEP Data 7, Box 9, Plot 8
 Entries 4730
 Mean 2.623
 RMS 1.387

**Cent(5-10), $0.8 < \eta < 1.0$, $9\pi/6 < \phi < 10\pi/6$**

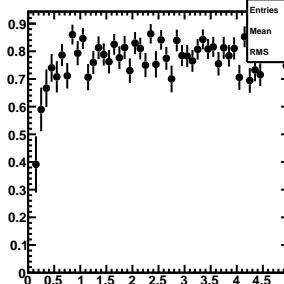
HEP Data 7, Box 9, Plot 9
 Entries 4565
 Mean 2.629
 RMS 1.385

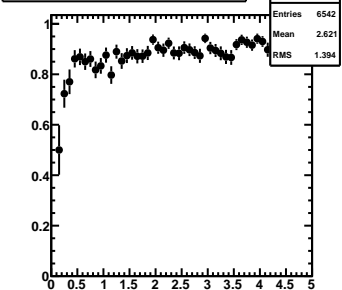
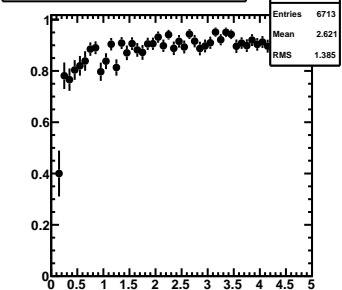
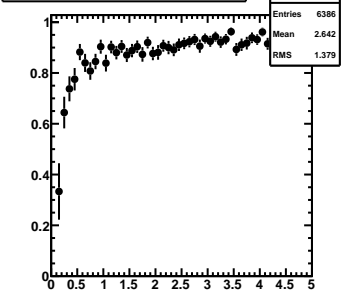
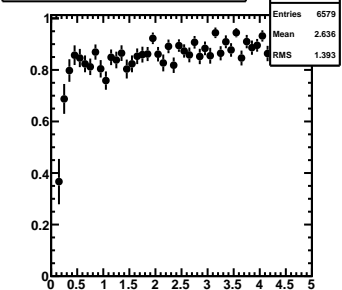
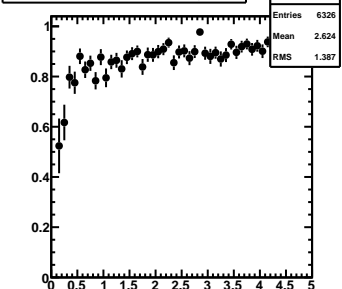
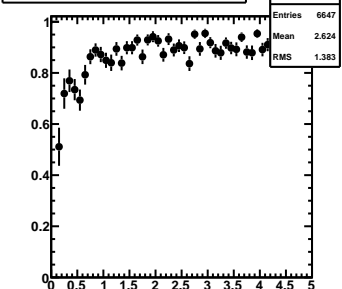
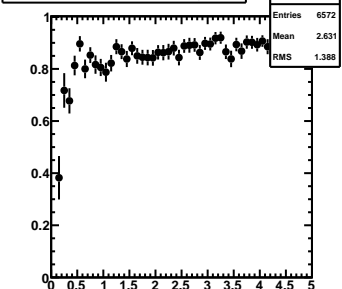
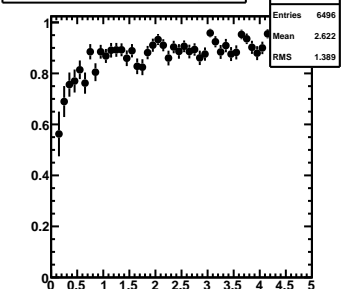
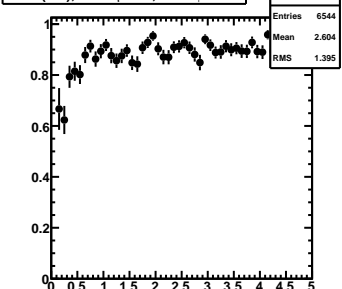
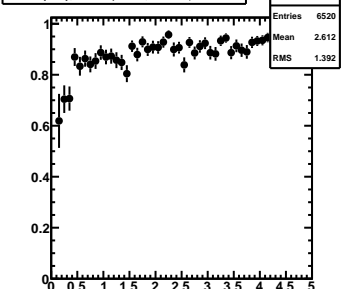
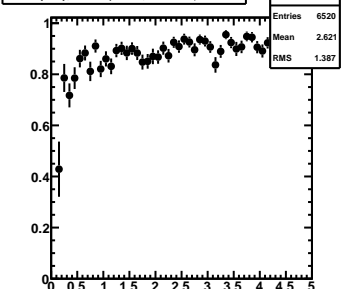
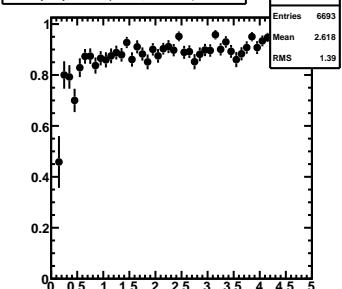
**Cent(5-10), $0.8 < \eta < 1.0$, $10\pi/6 < \phi < 11\pi/6$**

HEP Data 7, Box 9, Plot 10
 Entries 4707
 Mean 2.613
 RMS 1.391

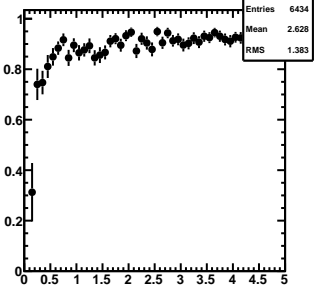
**Cent(5-10), $0.8 < \eta < 1.0$, $11\pi/6 < \phi < 12\pi/6$**

HEP Data 7, Box 9, Plot 11
 Entries 4669
 Mean 2.599
 RMS 1.385

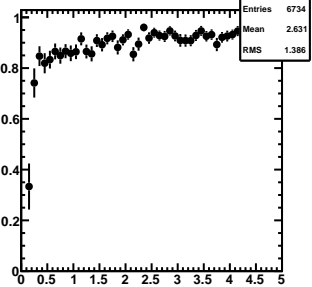


Cent(0-5), $-1.0 < \eta < -0.8$, $0\pi/6 < \phi < 1\pi/6$ **Cent(0-5), $-1.0 < \eta < -0.8$, $1\pi/6 < \phi < 2\pi/6$** **Cent(0-5), $-1.0 < \eta < -0.8$, $2\pi/6 < \phi < 3\pi/6$** **Cent(0-5), $-1.0 < \eta < -0.8$, $3\pi/6 < \phi < 4\pi/6$** **Cent(0-5), $-1.0 < \eta < -0.8$, $4\pi/6 < \phi < 5\pi/6$** **Cent(0-5), $-1.0 < \eta < -0.8$, $5\pi/6 < \phi < 6\pi/6$** **Cent(0-5), $-1.0 < \eta < -0.8$, $6\pi/6 < \phi < 7\pi/6$** **Cent(0-5), $-1.0 < \eta < -0.8$, $7\pi/6 < \phi < 8\pi/6$** **Cent(0-5), $-1.0 < \eta < -0.8$, $8\pi/6 < \phi < 9\pi/6$** **Cent(0-5), $-1.0 < \eta < -0.8$, $9\pi/6 < \phi < 10\pi/6$** **Cent(0-5), $-1.0 < \eta < -0.8$, $10\pi/6 < \phi < 11\pi/6$** **Cent(0-5), $-1.0 < \eta < -0.8$, $11\pi/6 < \phi < 12\pi/6$** 

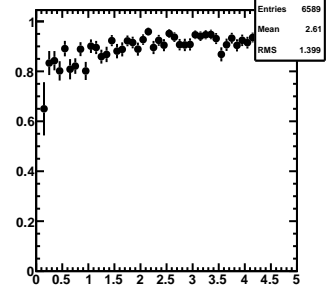
Cent(0-5), $-0.8 < \eta < -0.6$, $0\pi/6 < \phi < 1\pi/6$



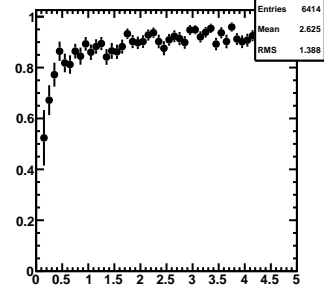
Cent(0-5), $-0.8 < \eta < -0.6$, $1\pi/6 < \phi < 2\pi/6$



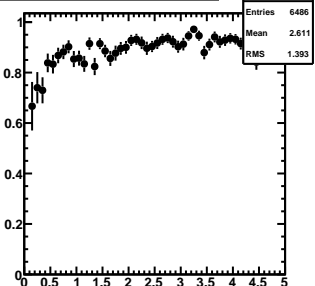
Cent(0-5), $-0.8 < \eta < -0.6$, $2\pi/6 < \phi < 3\pi/6$



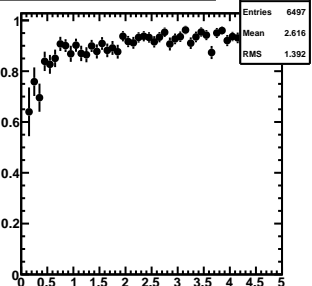
Cent(0-5), $-0.8 < \eta < -0.6$, $3\pi/6 < \phi < 4\pi/6$



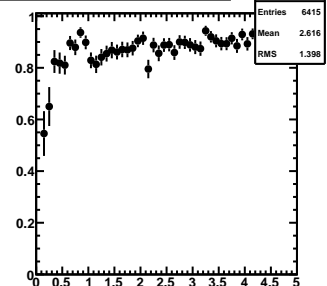
Cent(0-5), $-0.8 < \eta < -0.6$, $4\pi/6 < \phi < 5\pi/6$



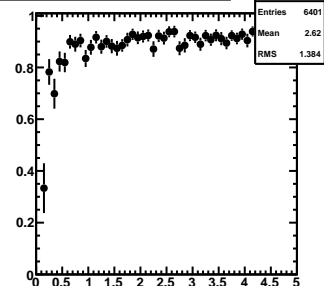
Cent(0-5), $-0.8 < \eta < -0.6$, $5\pi/6 < \phi < 6\pi/6$



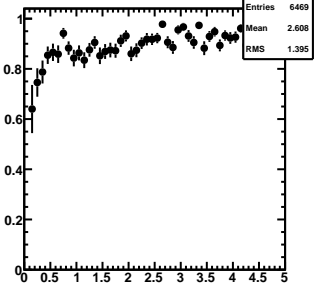
Cent(0-5), $-0.8 < \eta < -0.6$, $6\pi/6 < \phi < 7\pi/6$



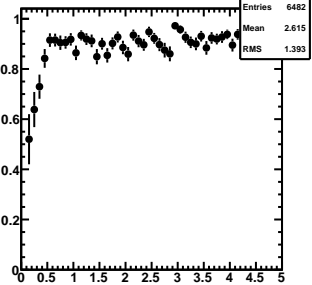
Cent(0-5), $-0.8 < \eta < -0.6$, $7\pi/6 < \phi < 8\pi/6$



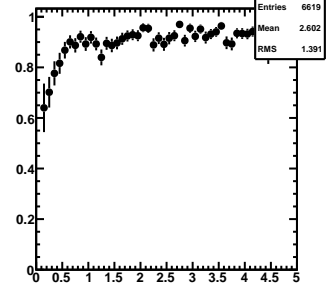
Cent(0-5), $-0.8 < \eta < -0.6$, $8\pi/6 < \phi < 9\pi/6$



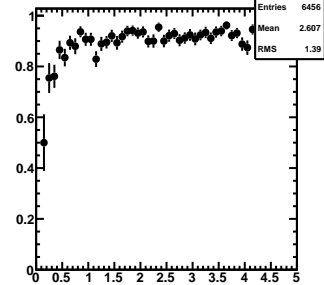
Cent(0-5), $-0.8 < \eta < -0.6$, $9\pi/6 < \phi < 10\pi/6$

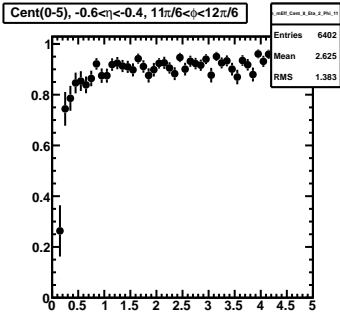
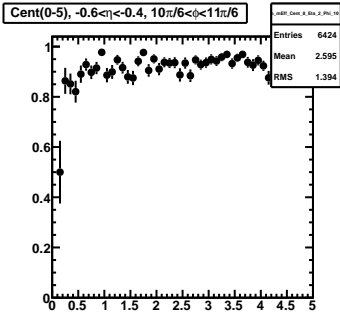
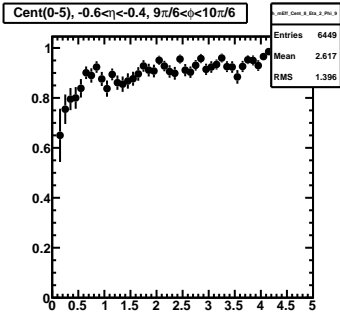
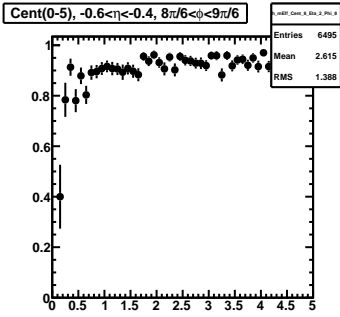
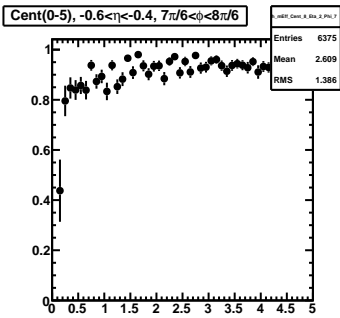
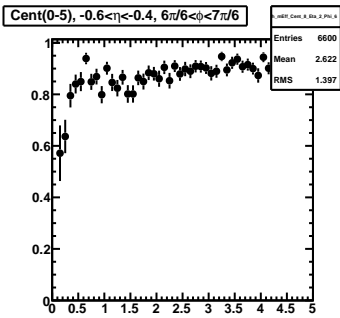
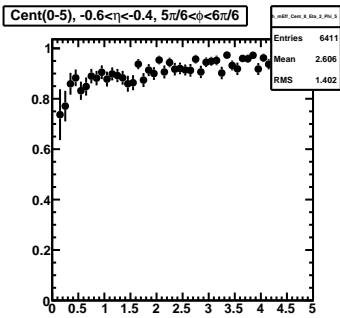
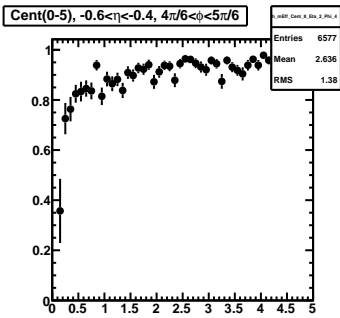
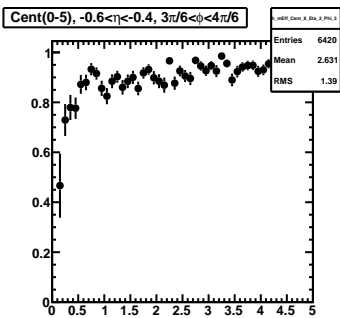
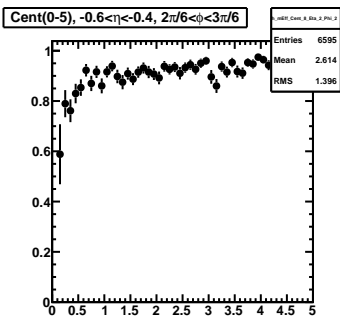
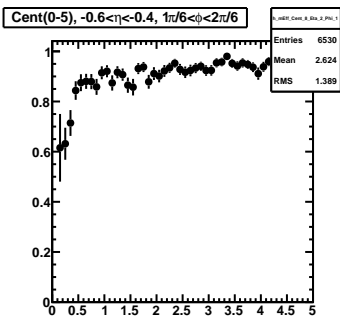
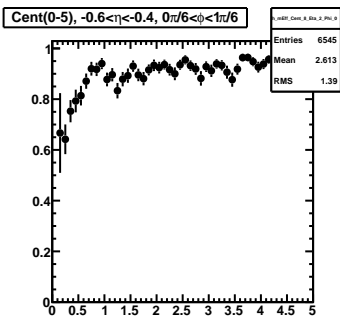


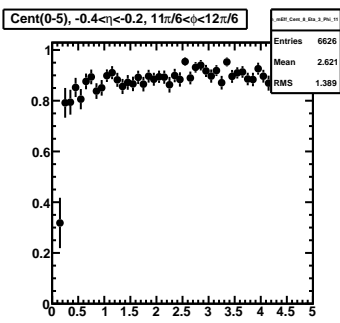
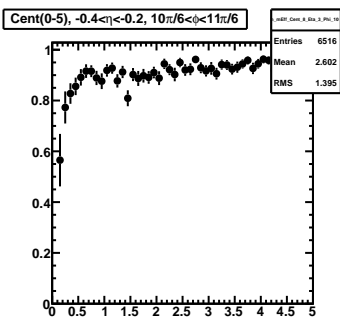
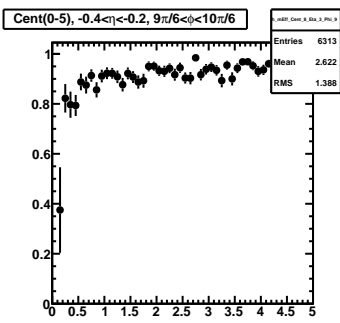
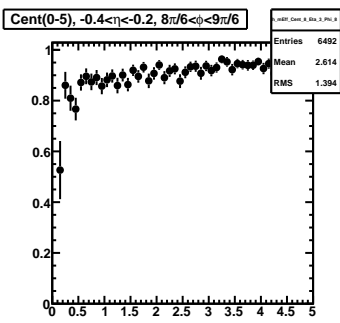
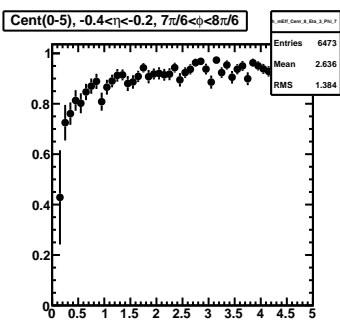
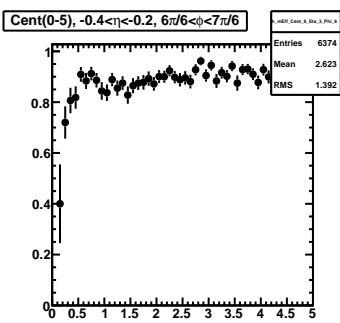
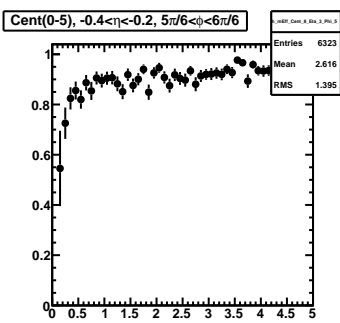
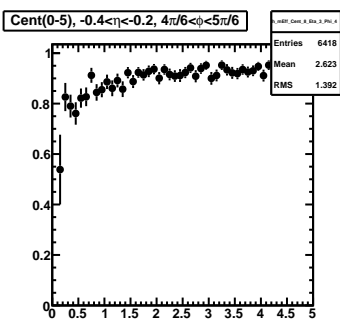
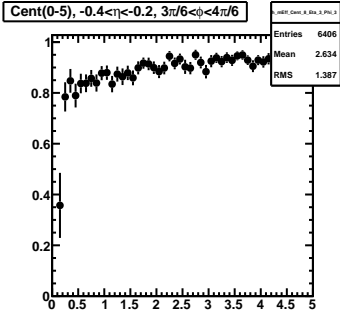
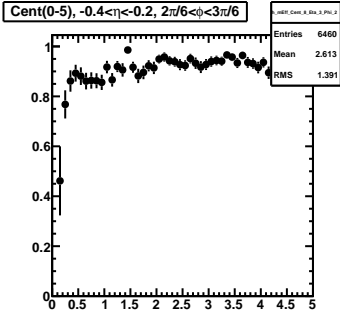
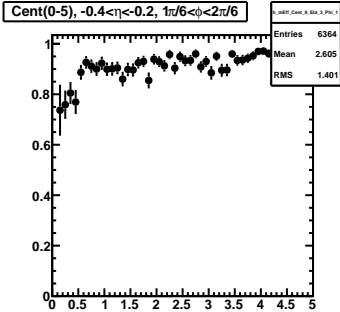
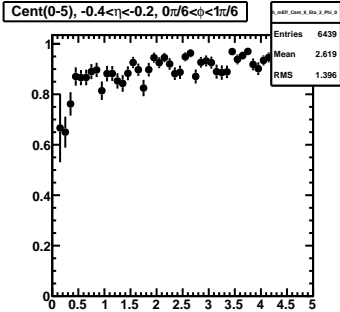
Cent(0-5), $-0.8 < \eta < -0.6$, $10\pi/6 < \phi < 11\pi/6$

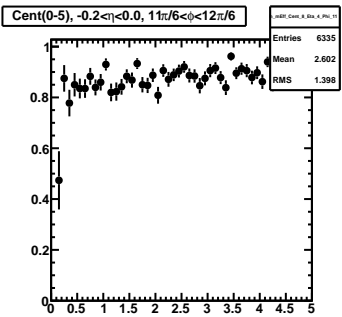
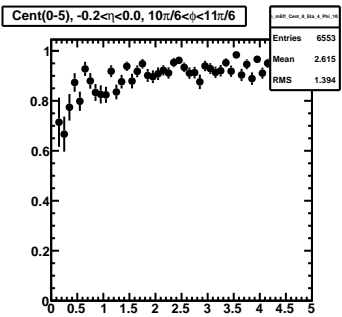
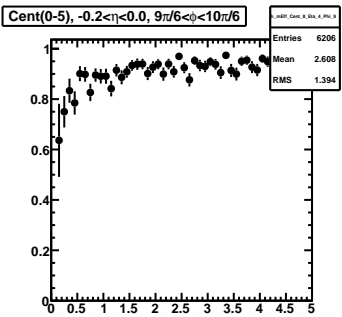
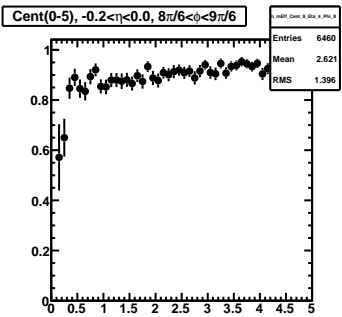
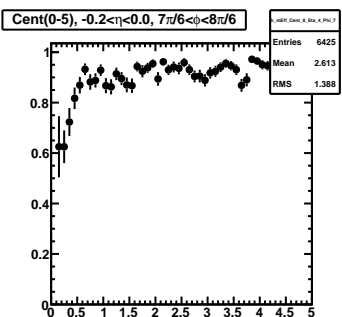
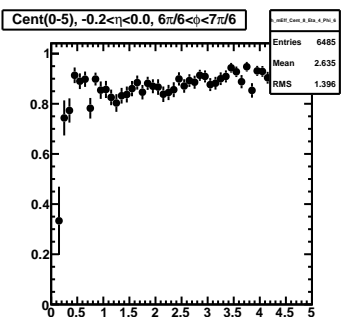
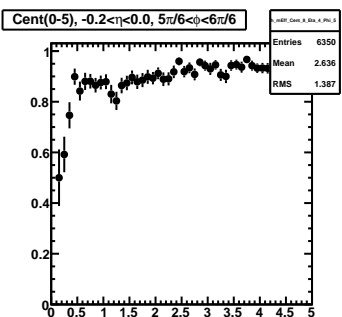
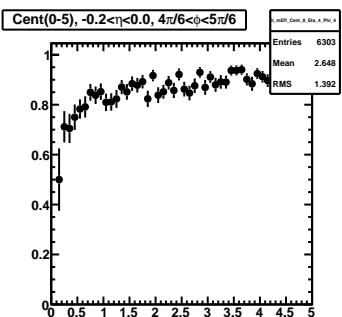
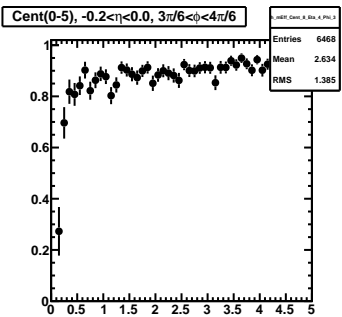
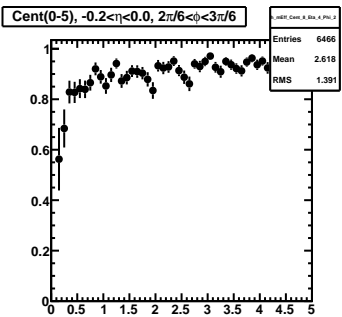
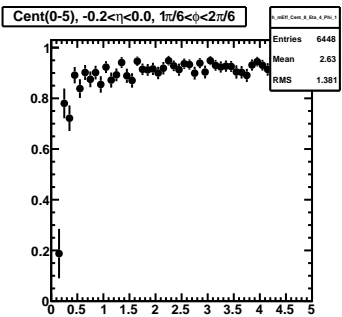
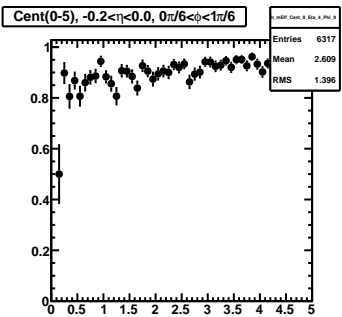


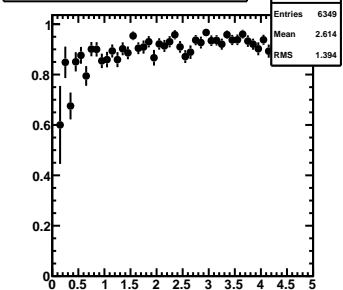
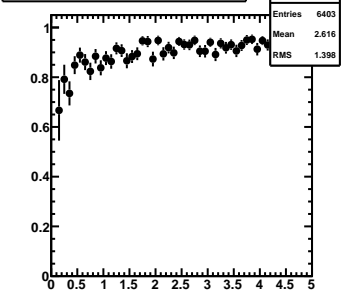
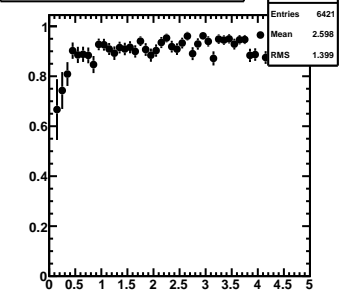
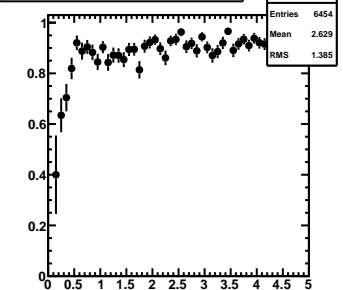
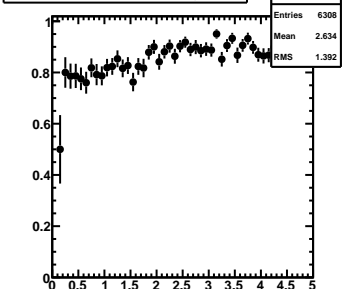
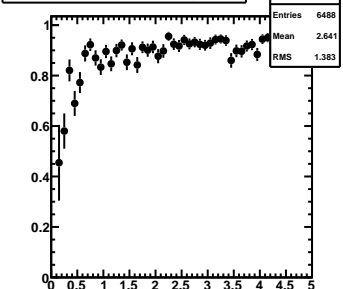
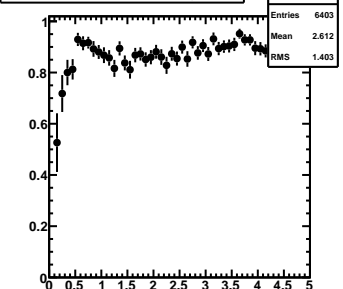
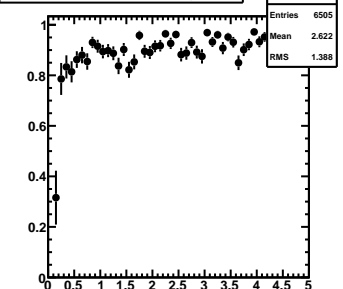
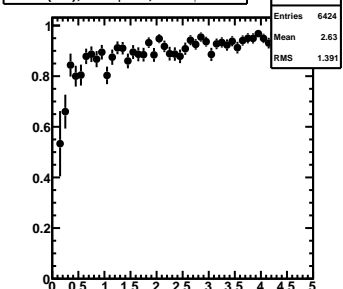
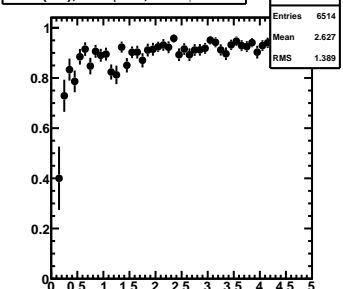
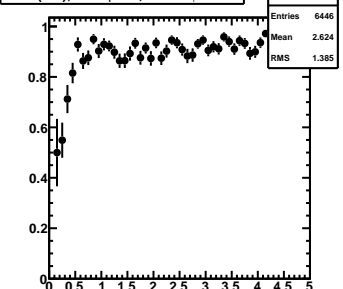
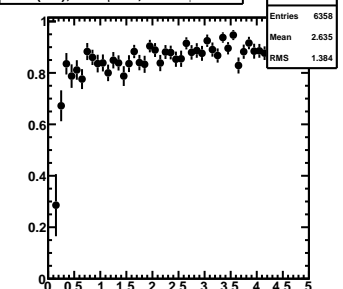
Cent(0-5), $-0.8 < \eta < -0.6$, $11\pi/6 < \phi < 12\pi/6$

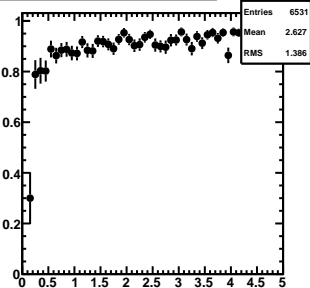
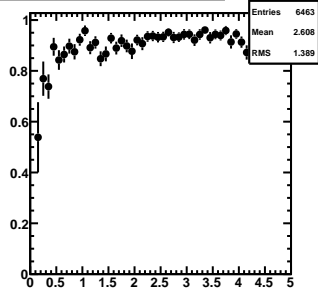
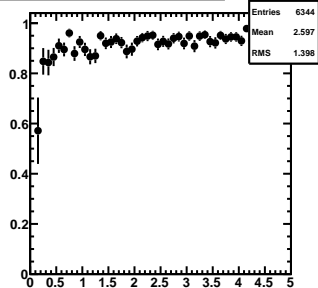
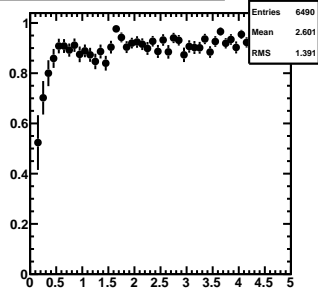
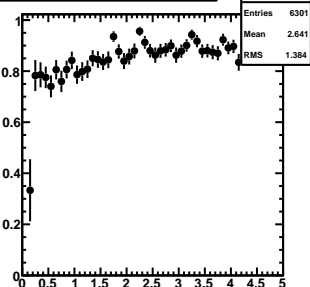
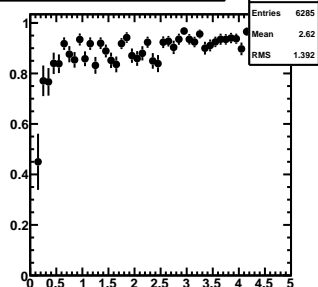
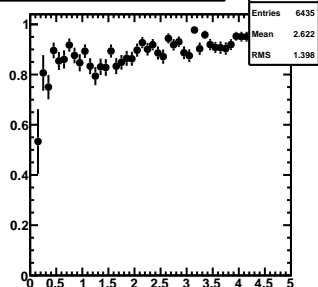
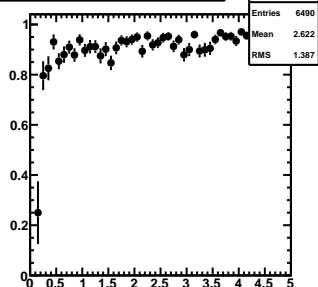
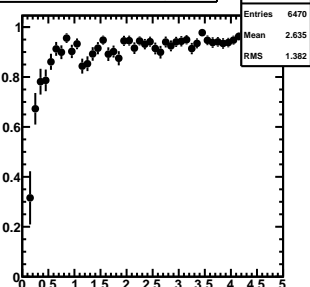
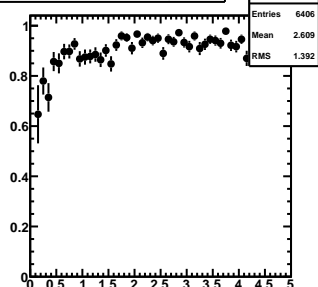
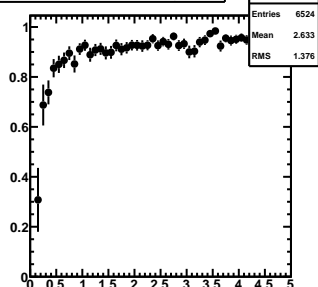
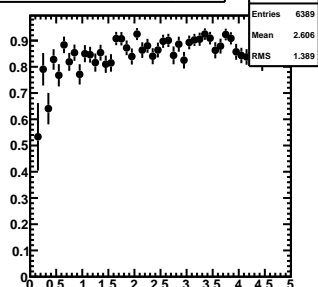


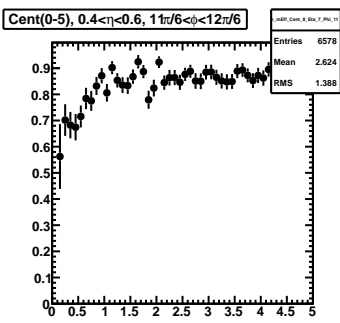
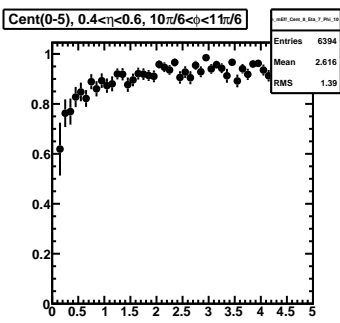
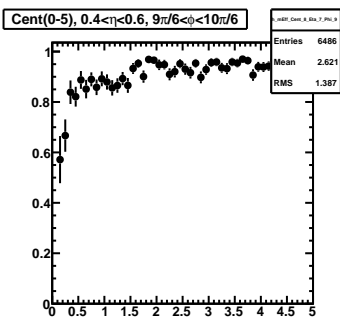
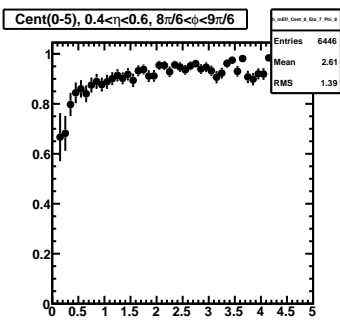
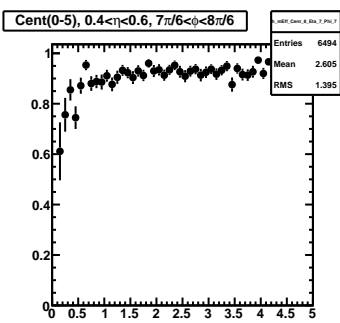
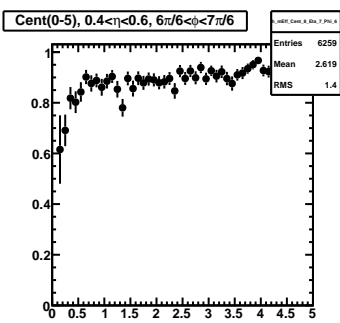
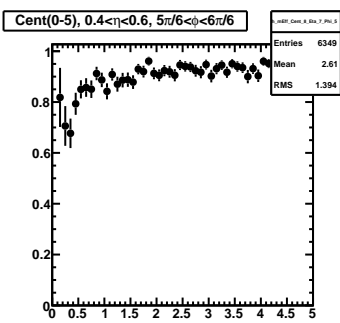
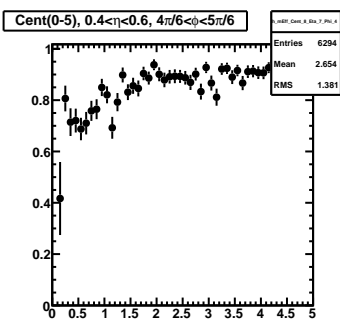
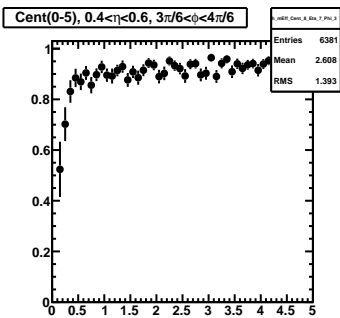
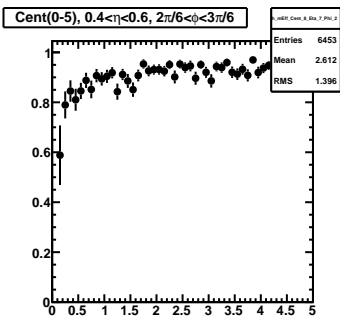
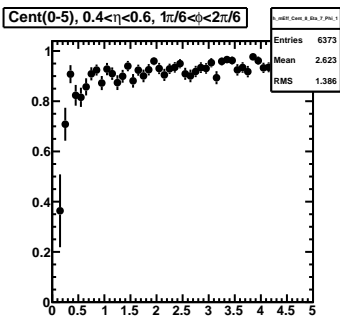
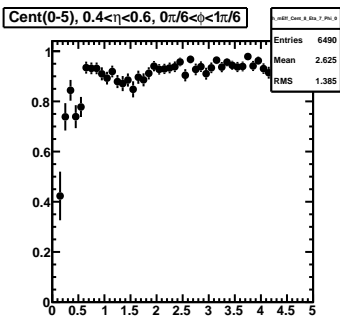


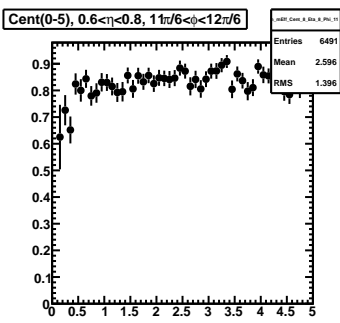
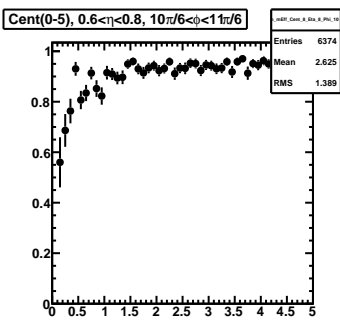
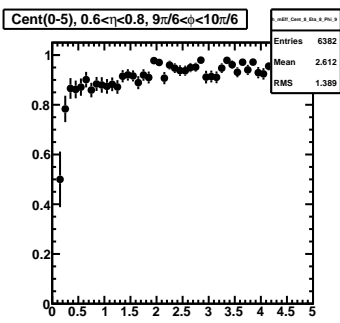
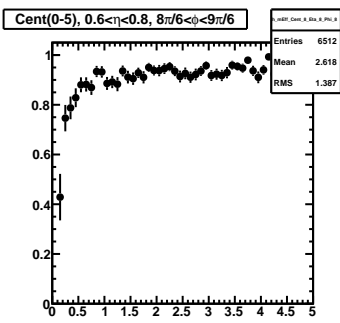
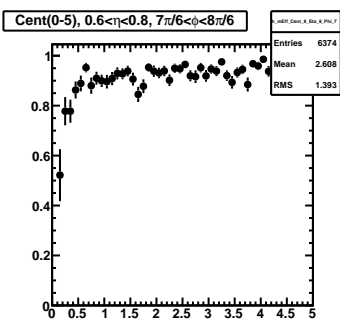
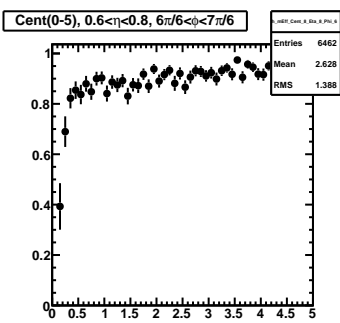
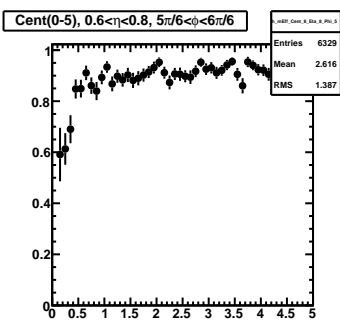
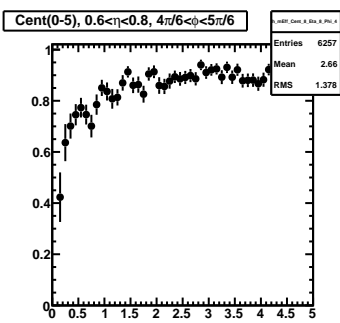
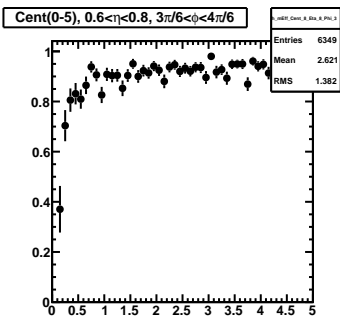
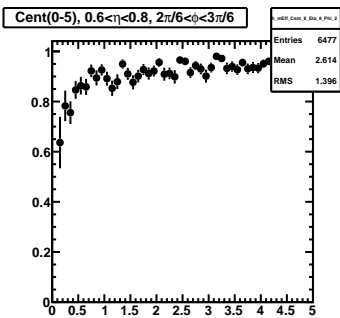
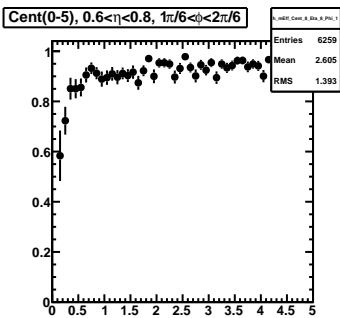
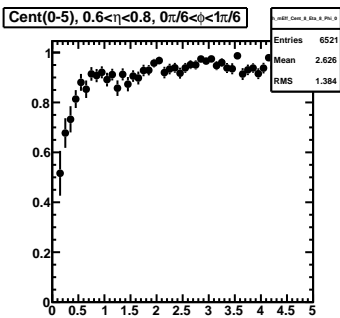


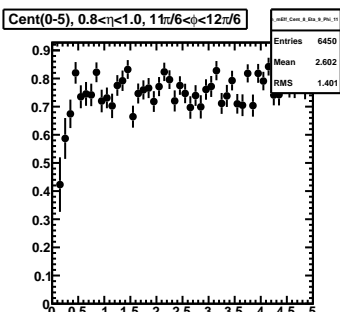
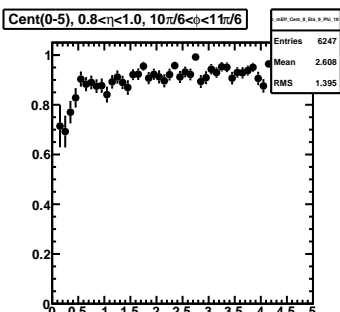
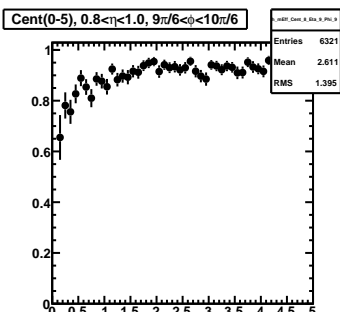
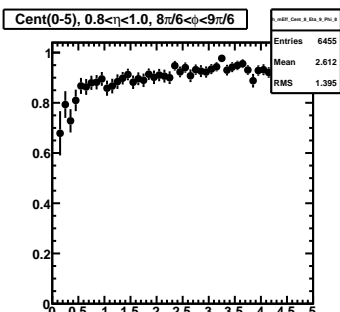
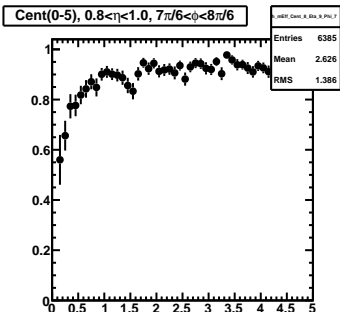
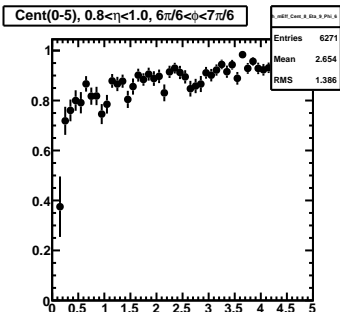
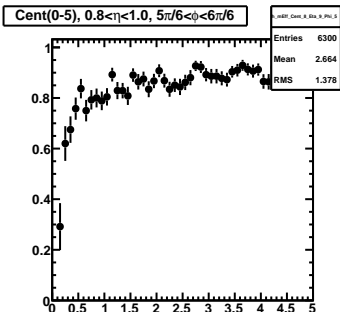
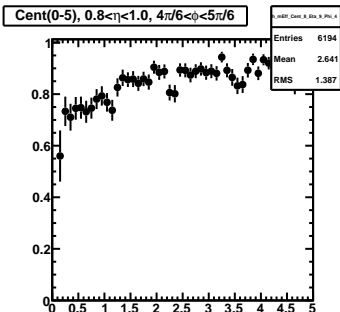
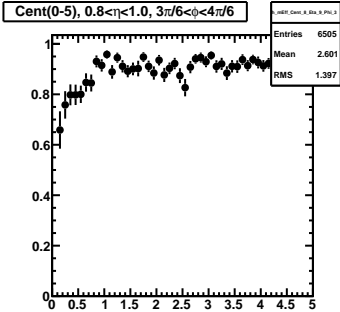
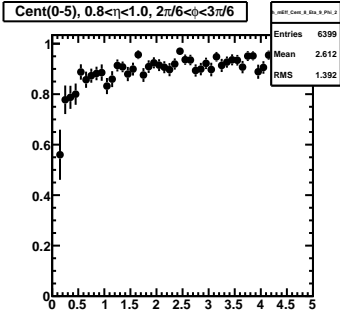
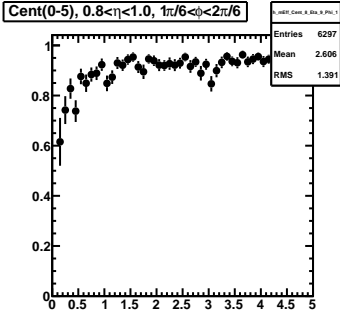
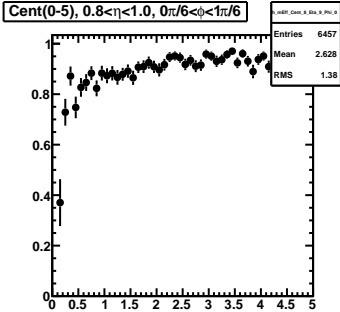


Cent(0-5), $0.0 < \eta < 0.2$, $0\pi/6 < \phi < 1\pi/6$ **Cent(0-5), $0.0 < \eta < 0.2$, $1\pi/6 < \phi < 2\pi/6$** **Cent(0-5), $0.0 < \eta < 0.2$, $2\pi/6 < \phi < 3\pi/6$** **Cent(0-5), $0.0 < \eta < 0.2$, $3\pi/6 < \phi < 4\pi/6$** **Cent(0-5), $0.0 < \eta < 0.2$, $4\pi/6 < \phi < 5\pi/6$** **Cent(0-5), $0.0 < \eta < 0.2$, $5\pi/6 < \phi < 6\pi/6$** **Cent(0-5), $0.0 < \eta < 0.2$, $6\pi/6 < \phi < 7\pi/6$** **Cent(0-5), $0.0 < \eta < 0.2$, $7\pi/6 < \phi < 8\pi/6$** **Cent(0-5), $0.0 < \eta < 0.2$, $8\pi/6 < \phi < 9\pi/6$** **Cent(0-5), $0.0 < \eta < 0.2$, $9\pi/6 < \phi < 10\pi/6$** **Cent(0-5), $0.0 < \eta < 0.2$, $10\pi/6 < \phi < 11\pi/6$** **Cent(0-5), $0.0 < \eta < 0.2$, $11\pi/6 < \phi < 12\pi/6$** 

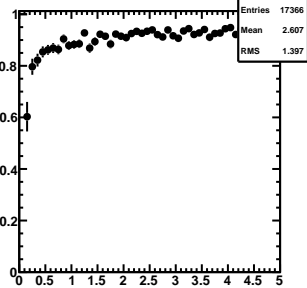
Cent(0-5), $0.2 < \eta < 0.4$, $0\pi/6 < \phi < 1\pi/6$ **Cent(0-5), $0.2 < \eta < 0.4$, $1\pi/6 < \phi < 2\pi/6$** **Cent(0-5), $0.2 < \eta < 0.4$, $2\pi/6 < \phi < 3\pi/6$** **Cent(0-5), $0.2 < \eta < 0.4$, $3\pi/6 < \phi < 4\pi/6$** **Cent(0-5), $0.2 < \eta < 0.4$, $4\pi/6 < \phi < 5\pi/6$** **Cent(0-5), $0.2 < \eta < 0.4$, $5\pi/6 < \phi < 6\pi/6$** **Cent(0-5), $0.2 < \eta < 0.4$, $6\pi/6 < \phi < 7\pi/6$** **Cent(0-5), $0.2 < \eta < 0.4$, $7\pi/6 < \phi < 8\pi/6$** **Cent(0-5), $0.2 < \eta < 0.4$, $8\pi/6 < \phi < 9\pi/6$** **Cent(0-5), $0.2 < \eta < 0.4$, $9\pi/6 < \phi < 10\pi/6$** **Cent(0-5), $0.2 < \eta < 0.4$, $10\pi/6 < \phi < 11\pi/6$** **Cent(0-5), $0.2 < \eta < 0.4$, $11\pi/6 < \phi < 12\pi/6$** 



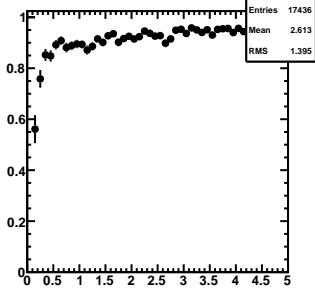




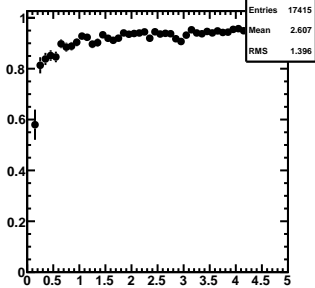
Cent(20-60), $-1.0 < \eta < -0.8$, $0\pi/6 < \phi < 1\pi/6$



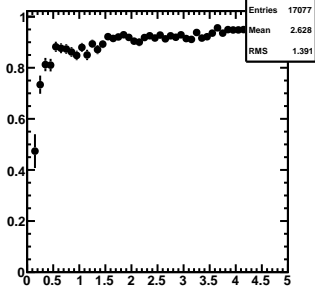
Cent(20-60), $-1.0 < \eta < -0.8$, $1\pi/6 < \phi < 2\pi/6$



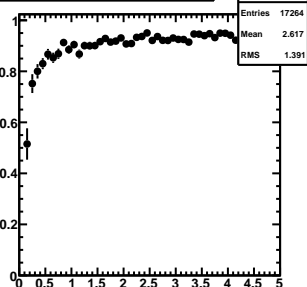
Cent(20-60), $-1.0 < \eta < -0.8$, $2\pi/6 < \phi < 3\pi/6$



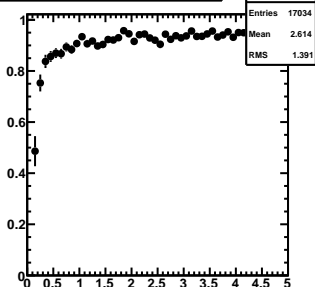
Cent(20-60), $-1.0 < \eta < -0.8$, $3\pi/6 < \phi < 4\pi/6$



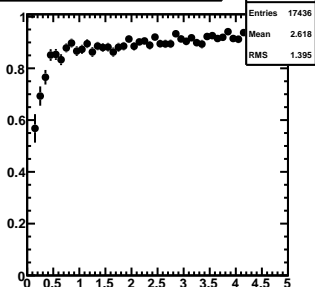
Cent(20-60), $-1.0 < \eta < -0.8$, $4\pi/6 < \phi < 5\pi/6$



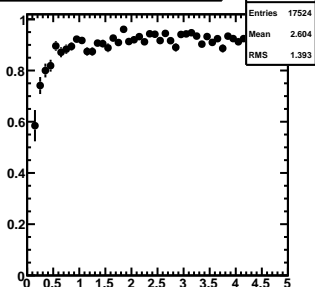
Cent(20-60), $-1.0 < \eta < -0.8$, $5\pi/6 < \phi < 6\pi/6$



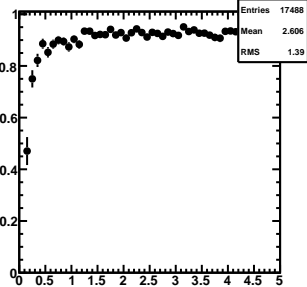
Cent(20-60), $-1.0 < \eta < -0.8$, $6\pi/6 < \phi < 7\pi/6$



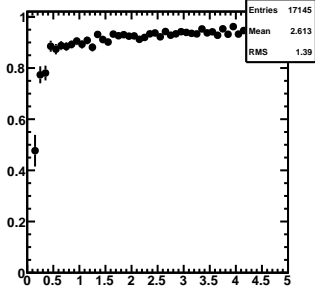
Cent(20-60), $-1.0 < \eta < -0.8$, $7\pi/6 < \phi < 8\pi/6$



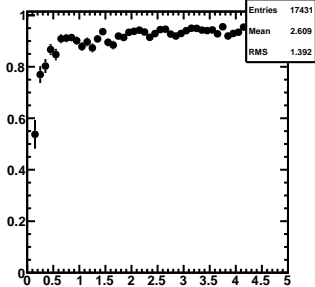
Cent(20-60), $-1.0 < \eta < -0.8$, $8\pi/6 < \phi < 9\pi/6$



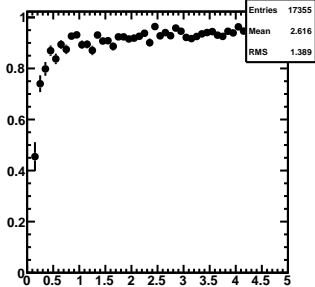
Cent(20-60), $-1.0 < \eta < -0.8$, $9\pi/6 < \phi < 10\pi/6$

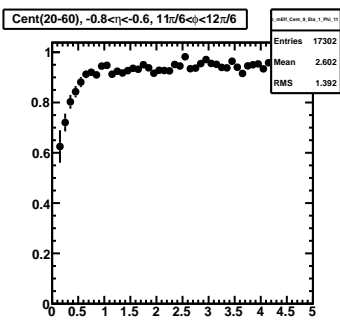
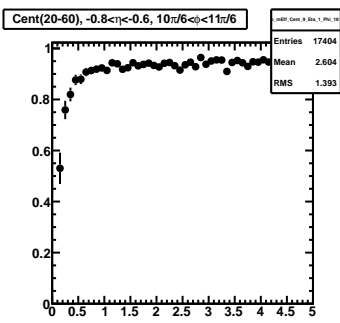
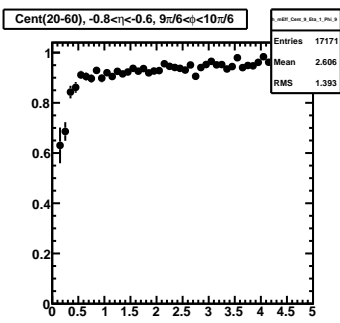
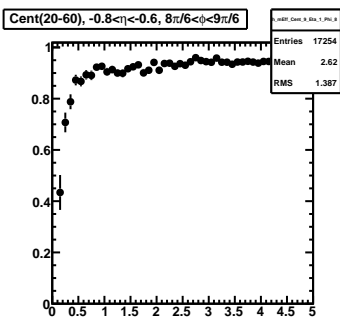
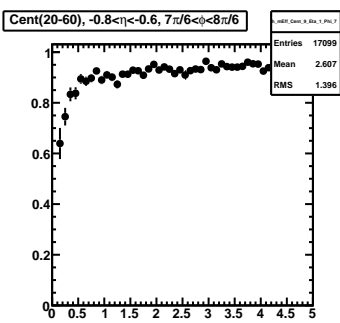
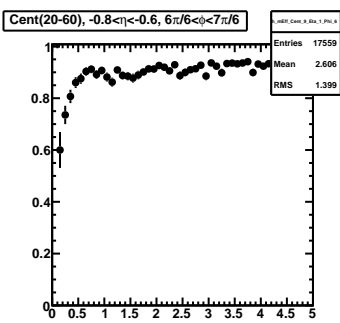
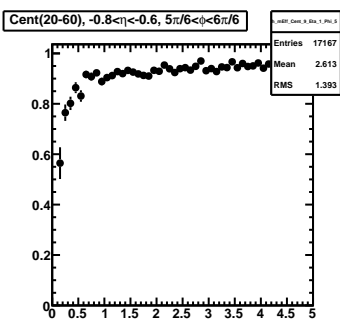
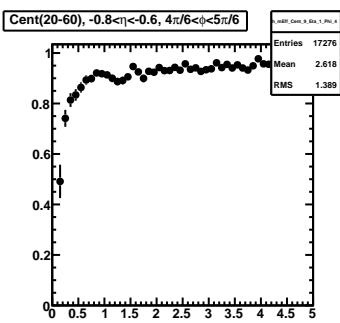
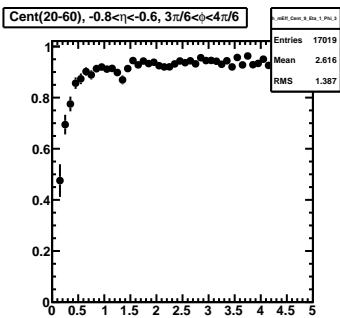
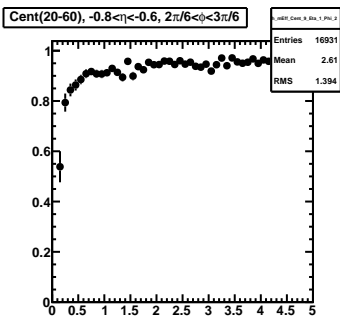
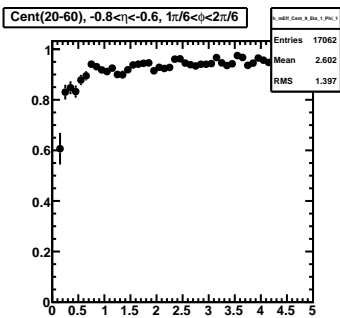
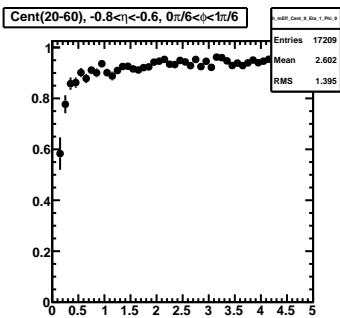


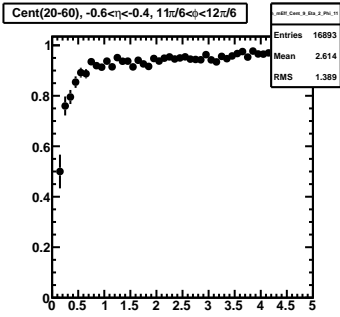
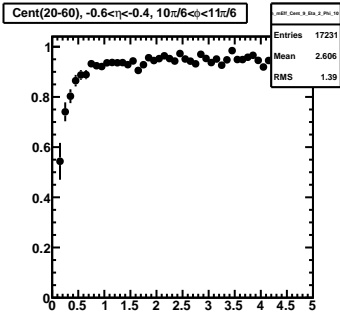
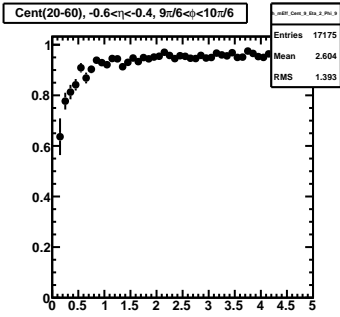
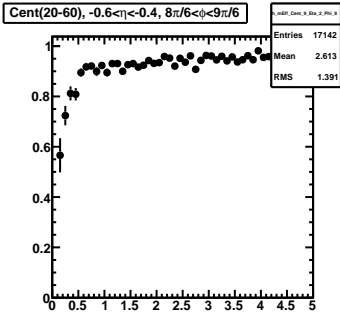
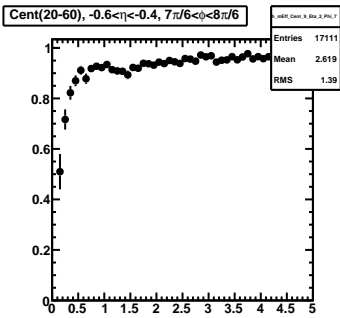
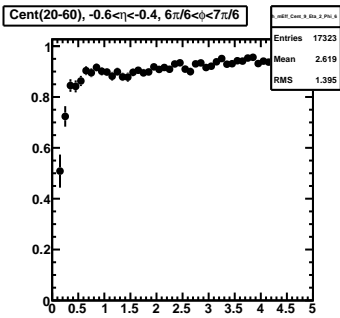
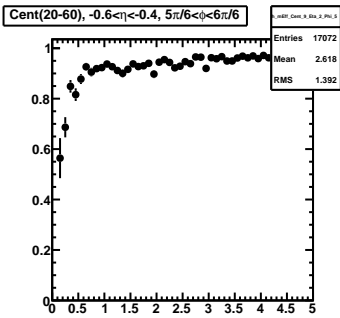
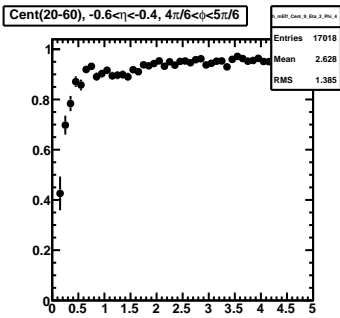
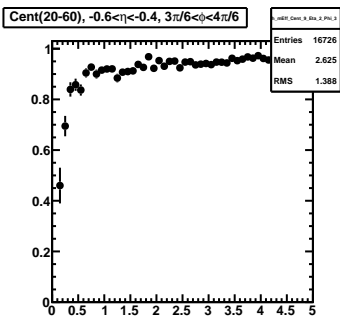
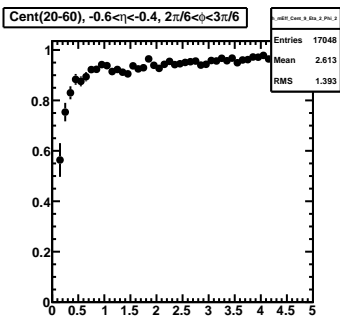
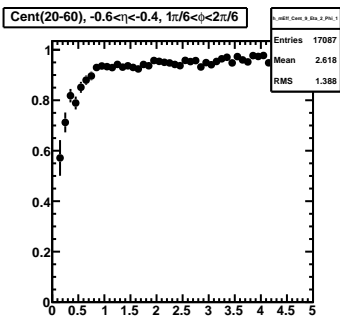
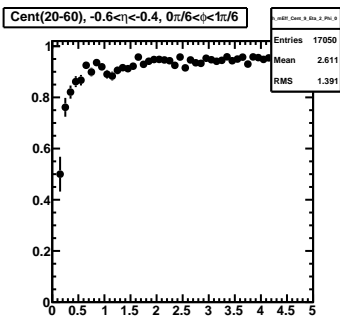
Cent(20-60), $-1.0 < \eta < -0.8$, $10\pi/6 < \phi < 11\pi/6$

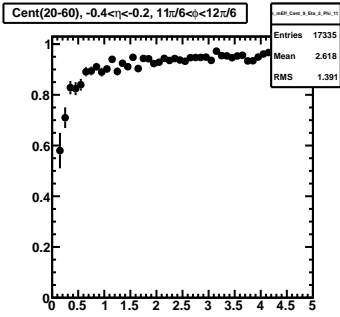
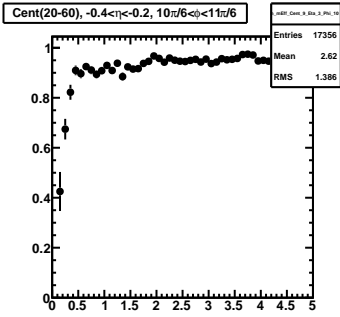
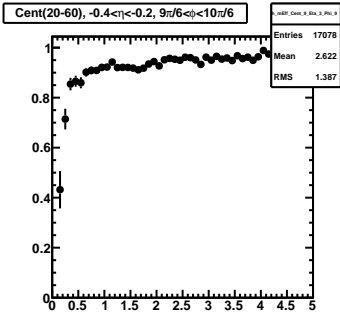
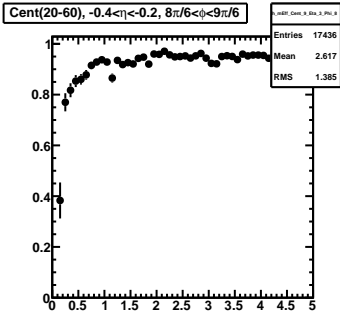
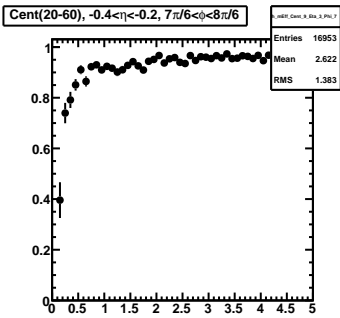
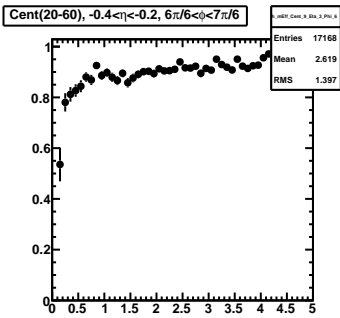
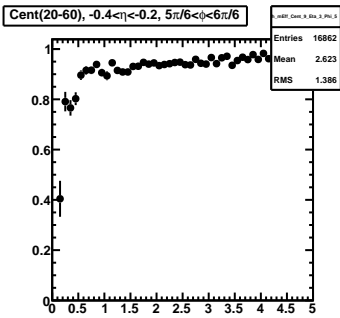
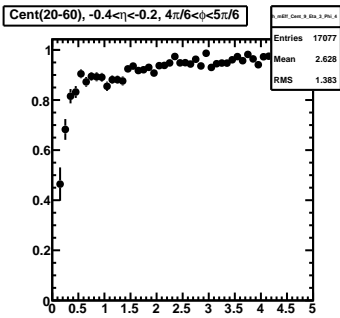
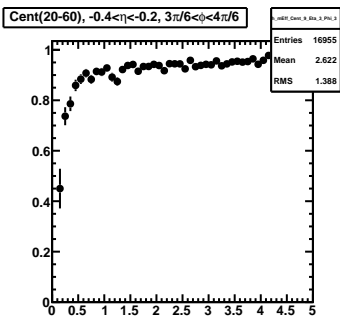
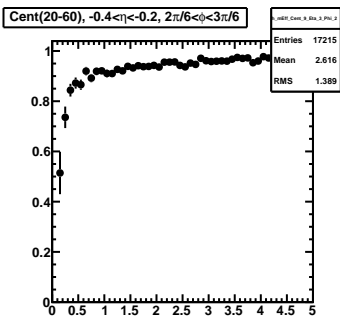
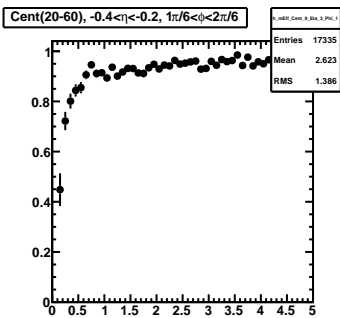
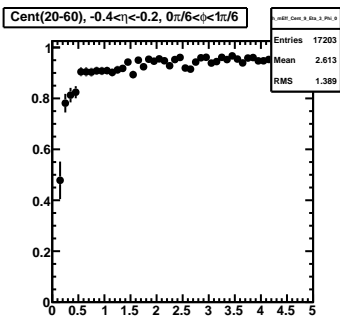


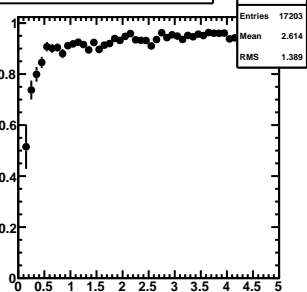
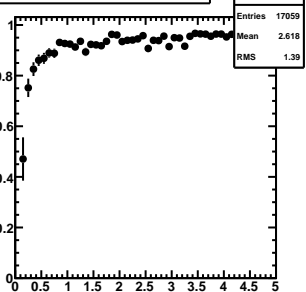
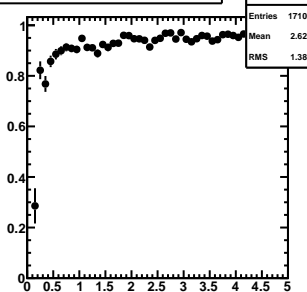
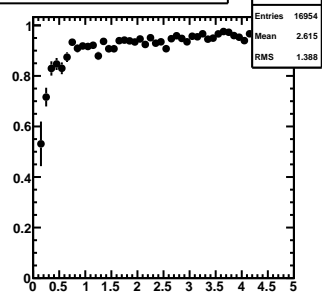
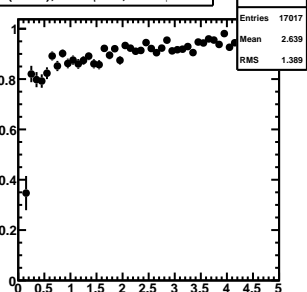
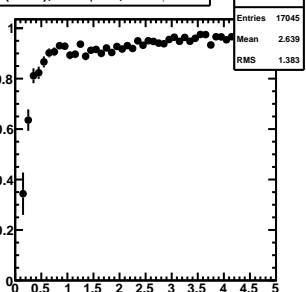
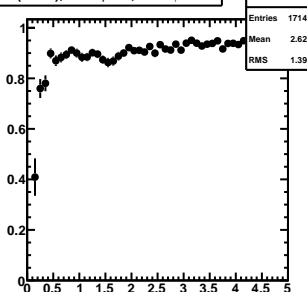
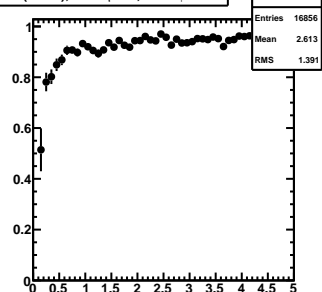
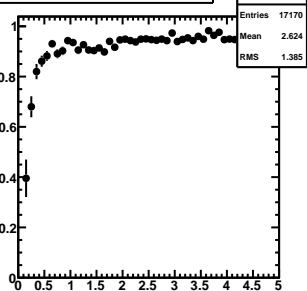
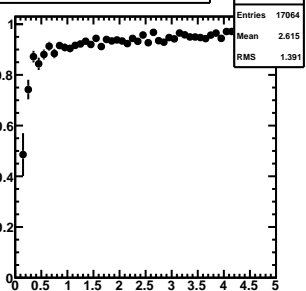
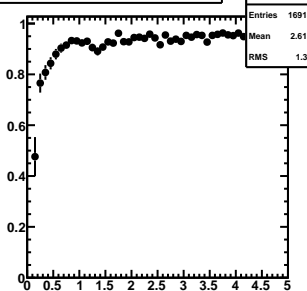
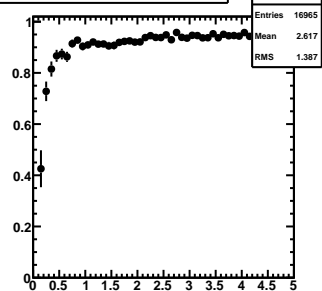
Cent(20-60), $-1.0 < \eta < -0.8$, $11\pi/6 < \phi < 12\pi/6$



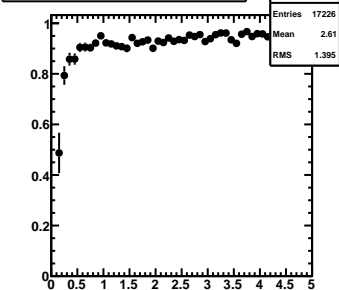




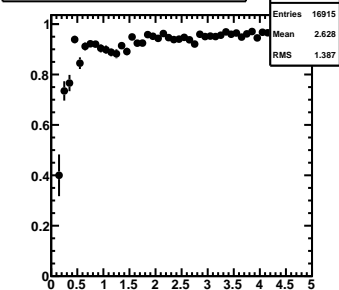


Cent(20-60), $-0.2 < \eta < 0.0$, $0\pi/6 < \phi < 1\pi/6$ Cent(20-60), $-0.2 < \eta < 0.0$, $1\pi/6 < \phi < 2\pi/6$ Cent(20-60), $-0.2 < \eta < 0.0$, $2\pi/6 < \phi < 3\pi/6$ Cent(20-60), $-0.2 < \eta < 0.0$, $3\pi/6 < \phi < 4\pi/6$ Cent(20-60), $-0.2 < \eta < 0.0$, $4\pi/6 < \phi < 5\pi/6$ Cent(20-60), $-0.2 < \eta < 0.0$, $5\pi/6 < \phi < 6\pi/6$ Cent(20-60), $-0.2 < \eta < 0.0$, $6\pi/6 < \phi < 7\pi/6$ Cent(20-60), $-0.2 < \eta < 0.0$, $7\pi/6 < \phi < 8\pi/6$ Cent(20-60), $-0.2 < \eta < 0.0$, $8\pi/6 < \phi < 9\pi/6$ Cent(20-60), $-0.2 < \eta < 0.0$, $9\pi/6 < \phi < 10\pi/6$ Cent(20-60), $-0.2 < \eta < 0.0$, $10\pi/6 < \phi < 11\pi/6$ Cent(20-60), $-0.2 < \eta < 0.0$, $11\pi/6 < \phi < 12\pi/6$ 

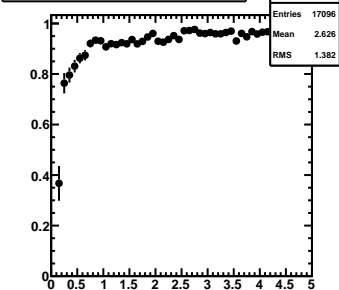
Cent(20-60), $0.0 < \eta < 0.2$, $0\pi/6 < \phi < 1\pi/6$



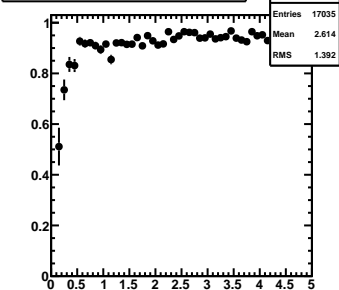
Cent(20-60), $0.0 < \eta < 0.2$, $1\pi/6 < \phi < 2\pi/6$



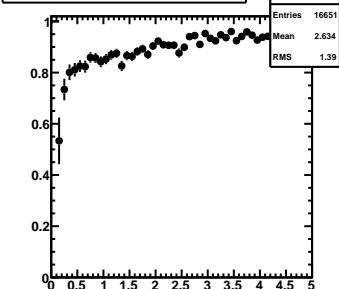
Cent(20-60), $0.0 < \eta < 0.2$, $2\pi/6 < \phi < 3\pi/6$



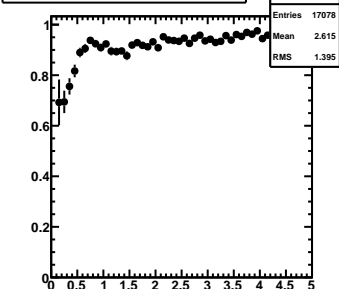
Cent(20-60), $0.0 < \eta < 0.2$, $3\pi/6 < \phi < 4\pi/6$



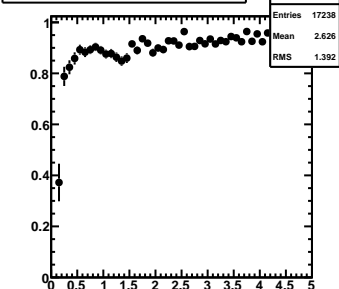
Cent(20-60), $0.0 < \eta < 0.2$, $4\pi/6 < \phi < 5\pi/6$



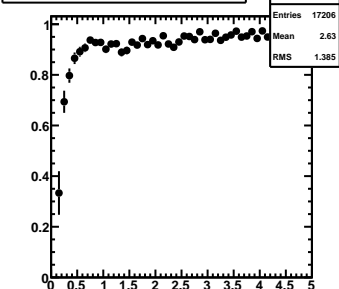
Cent(20-60), $0.0 < \eta < 0.2$, $5\pi/6 < \phi < 6\pi/6$



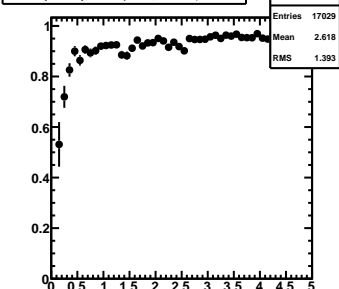
Cent(20-60), $0.0 < \eta < 0.2$, $6\pi/6 < \phi < 7\pi/6$



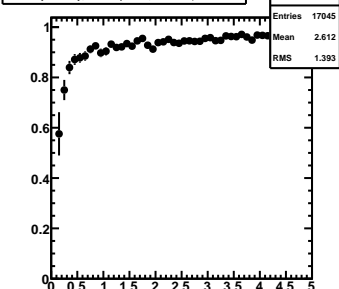
Cent(20-60), $0.0 < \eta < 0.2$, $7\pi/6 < \phi < 8\pi/6$



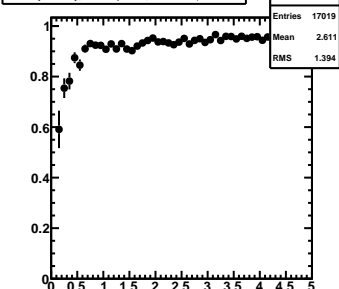
Cent(20-60), $0.0 < \eta < 0.2$, $8\pi/6 < \phi < 9\pi/6$



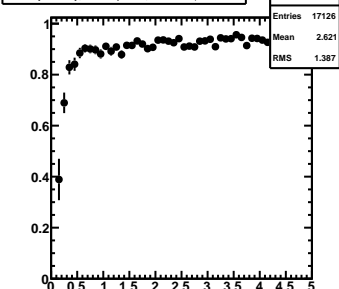
Cent(20-60), $0.0 < \eta < 0.2$, $9\pi/6 < \phi < 10\pi/6$



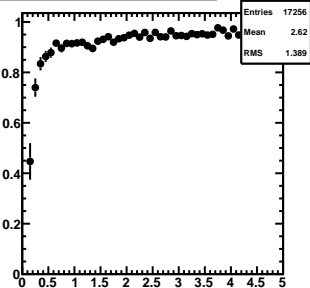
Cent(20-60), $0.0 < \eta < 0.2$, $10\pi/6 < \phi < 11\pi/6$



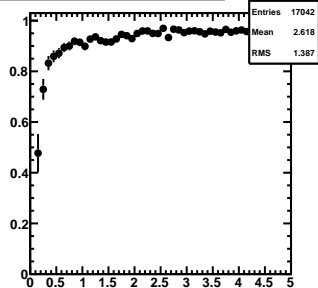
Cent(20-60), $0.0 < \eta < 0.2$, $11\pi/6 < \phi < 12\pi/6$



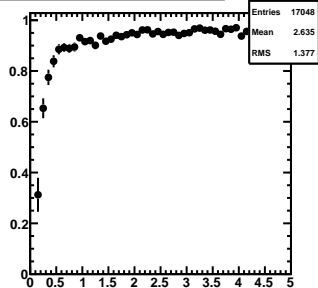
Cent(20-60), $0.2 < \eta < 0.4$, $0\pi/6 < \phi < 1\pi/6$



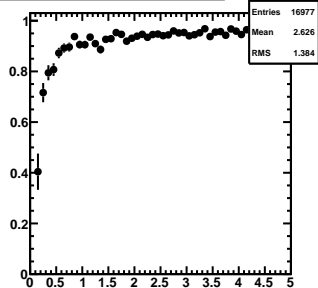
Cent(20-60), $0.2 < \eta < 0.4$, $1\pi/6 < \phi < 2\pi/6$



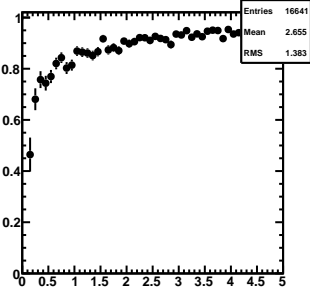
Cent(20-60), $0.2 < \eta < 0.4$, $2\pi/6 < \phi < 3\pi/6$



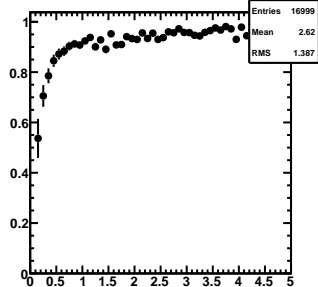
Cent(20-60), $0.2 < \eta < 0.4$, $3\pi/6 < \phi < 4\pi/6$



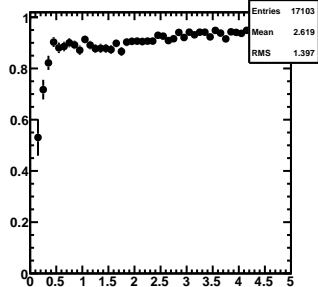
Cent(20-60), $0.2 < \eta < 0.4$, $4\pi/6 < \phi < 5\pi/6$



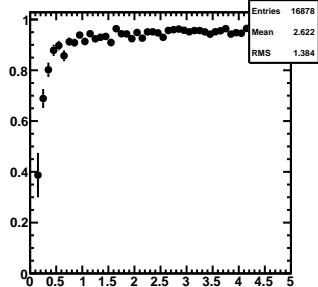
Cent(20-60), $0.2 < \eta < 0.4$, $5\pi/6 < \phi < 6\pi/6$



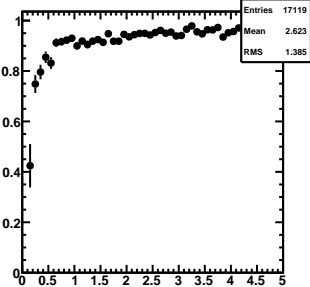
Cent(20-60), $0.2 < \eta < 0.4$, $6\pi/6 < \phi < 7\pi/6$



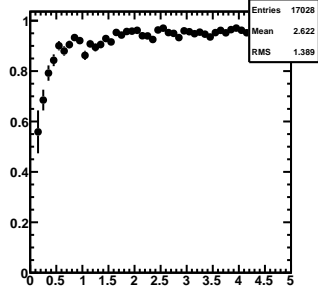
Cent(20-60), $0.2 < \eta < 0.4$, $7\pi/6 < \phi < 8\pi/6$



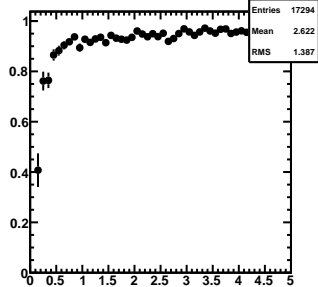
Cent(20-60), $0.2 < \eta < 0.4$, $8\pi/6 < \phi < 9\pi/6$



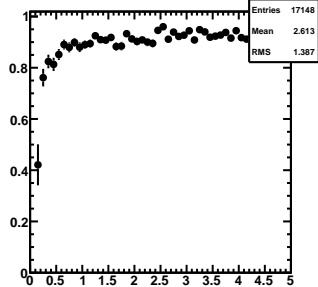
Cent(20-60), $0.2 < \eta < 0.4$, $9\pi/6 < \phi < 10\pi/6$



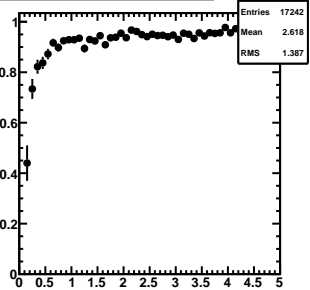
Cent(20-60), $0.2 < \eta < 0.4$, $10\pi/6 < \phi < 11\pi/6$



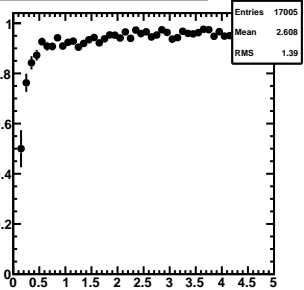
Cent(20-60), $0.2 < \eta < 0.4$, $11\pi/6 < \phi < 12\pi/6$



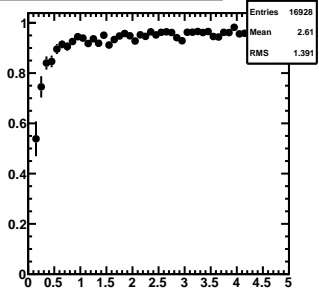
Cent(20-60), $0.4 < \eta < 0.6$, $0\pi/6 < \phi < 1\pi/6$



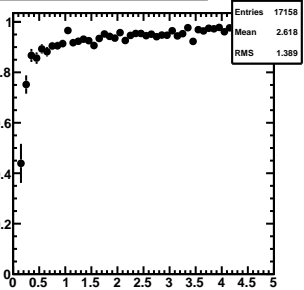
Cent(20-60), $0.4 < \eta < 0.6$, $1\pi/6 < \phi < 2\pi/6$



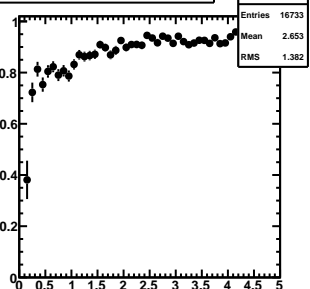
Cent(20-60), $0.4 < \eta < 0.6$, $2\pi/6 < \phi < 3\pi/6$



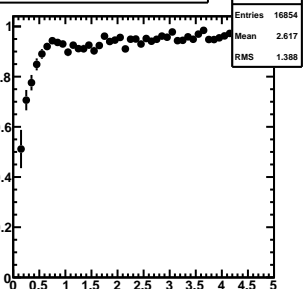
Cent(20-60), $0.4 < \eta < 0.6$, $3\pi/6 < \phi < 4\pi/6$



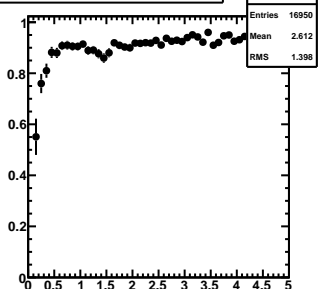
Cent(20-60), $0.4 < \eta < 0.6$, $4\pi/6 < \phi < 5\pi/6$



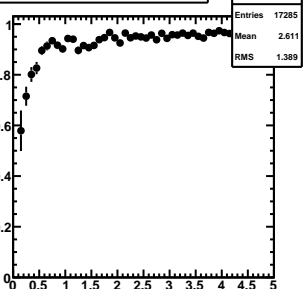
Cent(20-60), $0.4 < \eta < 0.6$, $5\pi/6 < \phi < 6\pi/6$



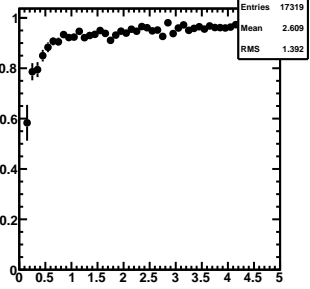
Cent(20-60), $0.4 < \eta < 0.6$, $6\pi/6 < \phi < 7\pi/6$



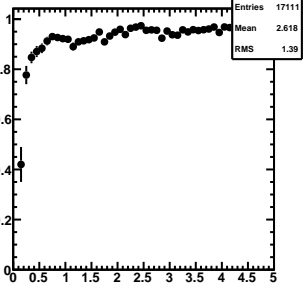
Cent(20-60), $0.4 < \eta < 0.6$, $7\pi/6 < \phi < 8\pi/6$



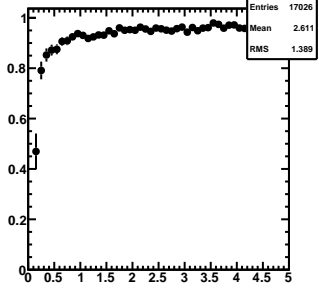
Cent(20-60), $0.4 < \eta < 0.6$, $8\pi/6 < \phi < 9\pi/6$



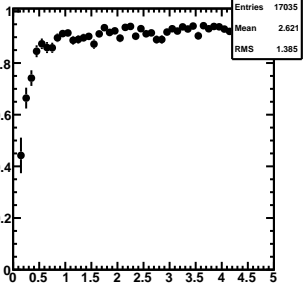
Cent(20-60), $0.4 < \eta < 0.6$, $9\pi/6 < \phi < 10\pi/6$



Cent(20-60), $0.4 < \eta < 0.6$, $10\pi/6 < \phi < 11\pi/6$

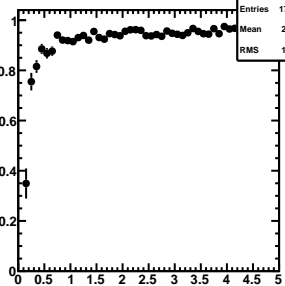


Cent(20-60), $0.4 < \eta < 0.6$, $11\pi/6 < \phi < 12\pi/6$



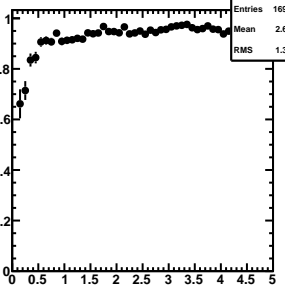
Cent(20-60), $0.6 < \eta < 0.8$, $0\pi/6 < \phi < 1\pi/6$

Entries 17309
Mean 2.622
RMS 1.386



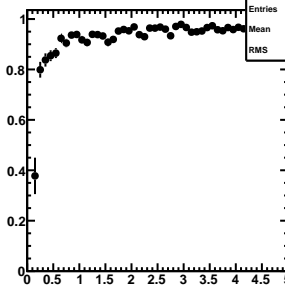
Cent(20-60), $0.6 < \eta < 0.8$, $1\pi/6 < \phi < 2\pi/6$

Entries 16994
Mean 2.603
RMS 1.392



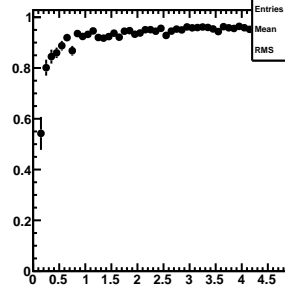
Cent(20-60), $0.6 < \eta < 0.8$, $2\pi/6 < \phi < 3\pi/6$

Entries 17074
Mean 2.617
RMS 1.385



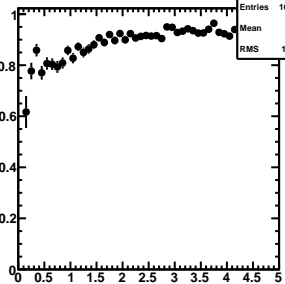
Cent(20-60), $0.6 < \eta < 0.8$, $3\pi/6 < \phi < 4\pi/6$

Entries 17199
Mean 2.607
RMS 1.393



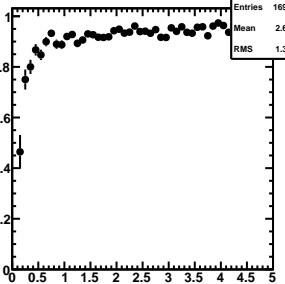
Cent(20-60), $0.6 < \eta < 0.8$, $4\pi/6 < \phi < 5\pi/6$

Entries 16803
Mean 2.63
RMS 1.393



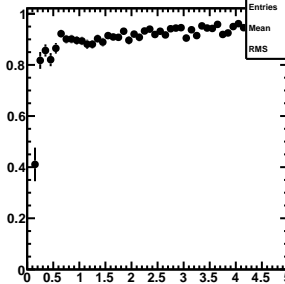
Cent(20-60), $0.6 < \eta < 0.8$, $5\pi/6 < \phi < 6\pi/6$

Entries 18975
Mean 2.617
RMS 1.389



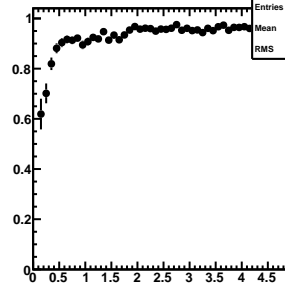
Cent(20-60), $0.6 < \eta < 0.8$, $6\pi/6 < \phi < 7\pi/6$

Entries 17067
Mean 2.617
RMS 1.392



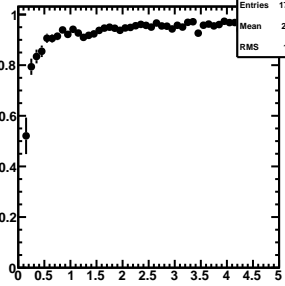
Cent(20-60), $0.6 < \eta < 0.8$, $7\pi/6 < \phi < 8\pi/6$

Entries 17117
Mean 2.612
RMS 1.392



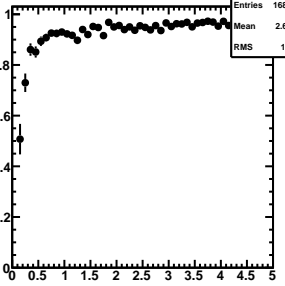
Cent(20-60), $0.6 < \eta < 0.8$, $8\pi/6 < \phi < 9\pi/6$

Entries 17184
Mean 2.606
RMS 1.391



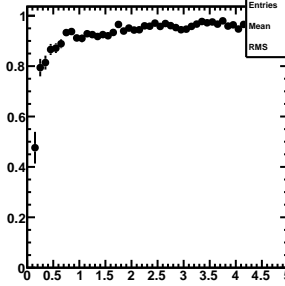
Cent(20-60), $0.6 < \eta < 0.8$, $9\pi/6 < \phi < 10\pi/6$

Entries 16855
Mean 2.614
RMS 1.39



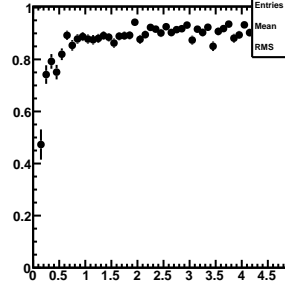
Cent(20-60), $0.6 < \eta < 0.8$, $10\pi/6 < \phi < 11\pi/6$

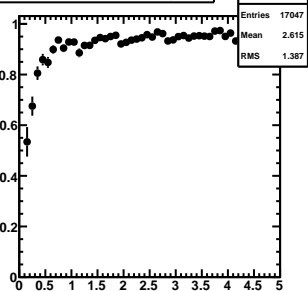
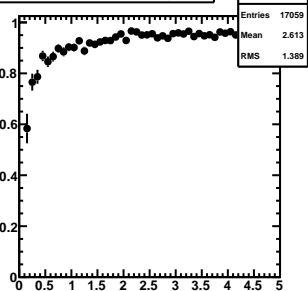
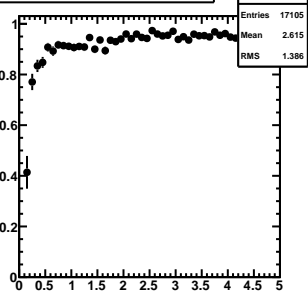
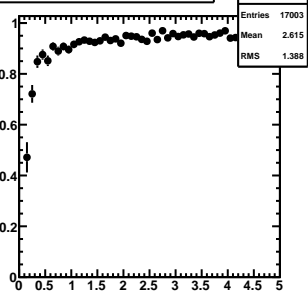
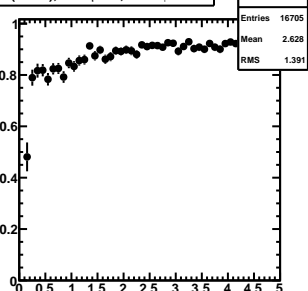
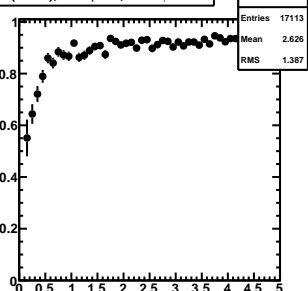
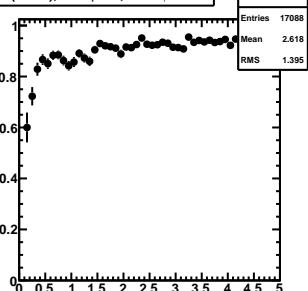
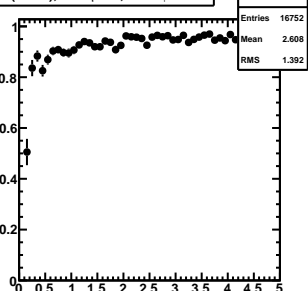
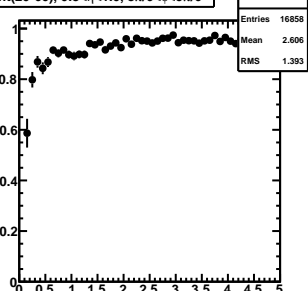
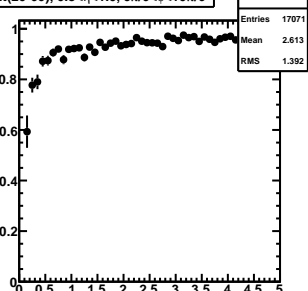
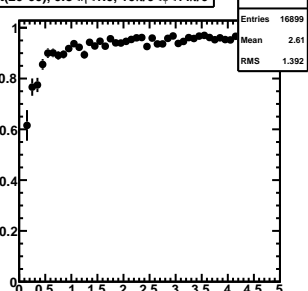
Entries 16931
Mean 2.615
RMS 1.388



Cent(20-60), $0.6 < \eta < 0.8$, $11\pi/6 < \phi < 12\pi/6$

Entries 17191
Mean 2.61
RMS 1.387



Cent(20-60), $0.8 < \eta < 1.0$, $0\pi/6 < \phi < 1\pi/6$ Cent(20-60), $0.8 < \eta < 1.0$, $1\pi/6 < \phi < 2\pi/6$ Cent(20-60), $0.8 < \eta < 1.0$, $2\pi/6 < \phi < 3\pi/6$ Cent(20-60), $0.8 < \eta < 1.0$, $3\pi/6 < \phi < 4\pi/6$ Cent(20-60), $0.8 < \eta < 1.0$, $4\pi/6 < \phi < 5\pi/6$ Cent(20-60), $0.8 < \eta < 1.0$, $5\pi/6 < \phi < 6\pi/6$ Cent(20-60), $0.8 < \eta < 1.0$, $6\pi/6 < \phi < 7\pi/6$ Cent(20-60), $0.8 < \eta < 1.0$, $7\pi/6 < \phi < 8\pi/6$ Cent(20-60), $0.8 < \eta < 1.0$, $8\pi/6 < \phi < 9\pi/6$ Cent(20-60), $0.8 < \eta < 1.0$, $9\pi/6 < \phi < 10\pi/6$ Cent(20-60), $0.8 < \eta < 1.0$, $10\pi/6 < \phi < 11\pi/6$ Cent(20-60), $0.8 < \eta < 1.0$, $11\pi/6 < \phi < 12\pi/6$ 