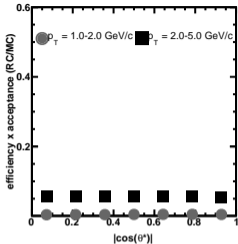
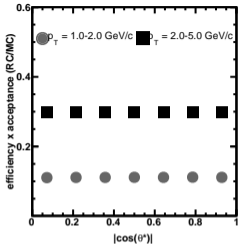
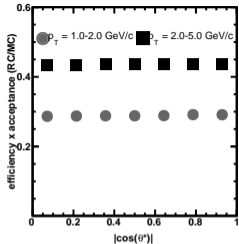
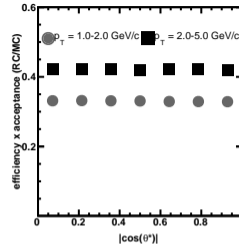
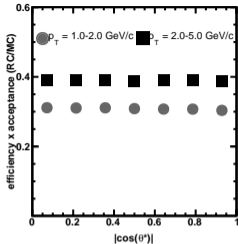
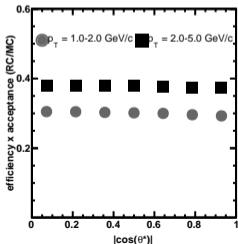
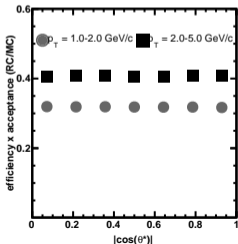
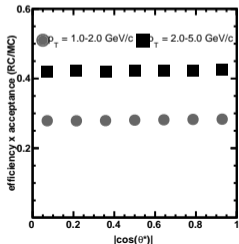
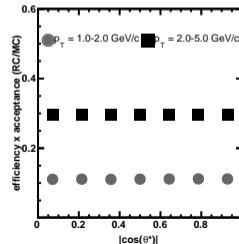
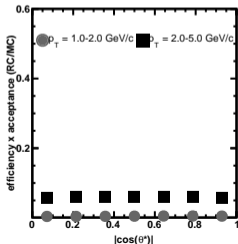
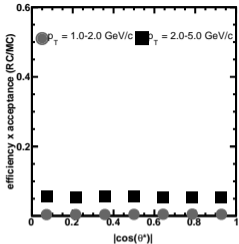
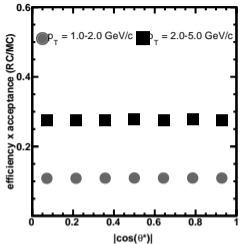
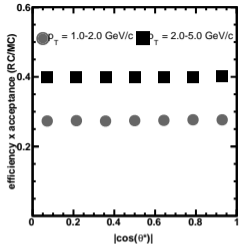
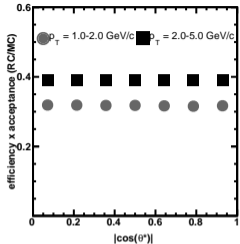
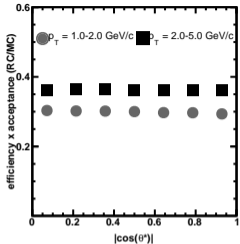
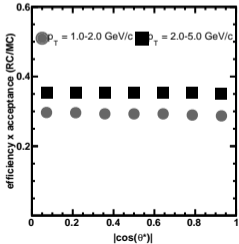
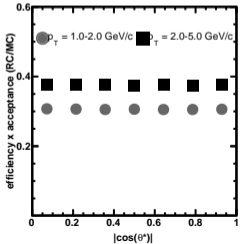
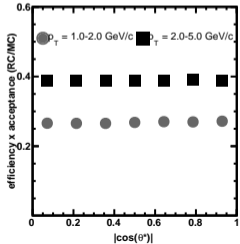
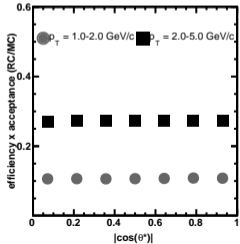
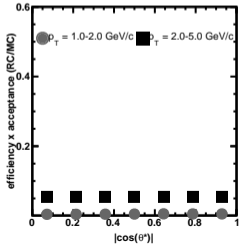
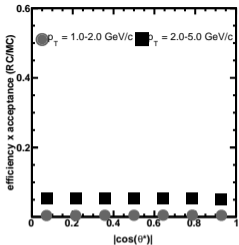
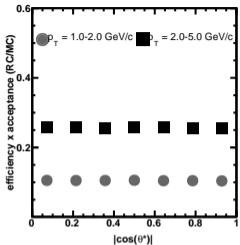
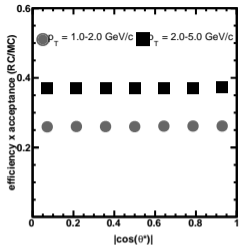
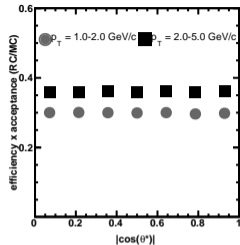
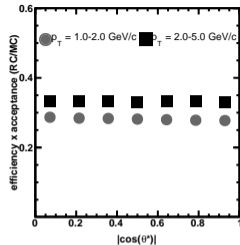
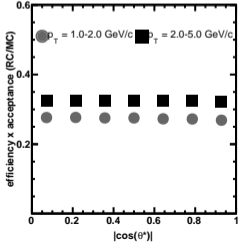
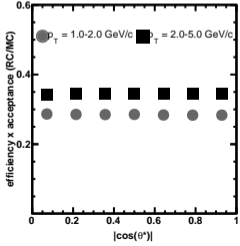
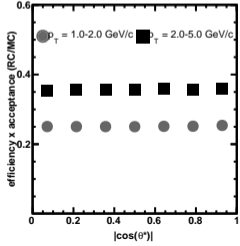
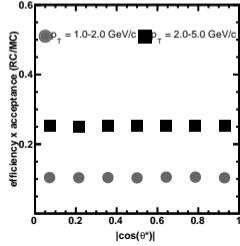


Centrality 40-80 %, $-1.0 < y < -0.8$ Centrality 40-80 %, $-0.8 < y < -0.6$ Centrality 40-80 %, $-0.6 < y < -0.4$ Centrality 40-80 %, $-0.4 < y < -0.2$ Centrality 40-80 %, $-0.2 < y < 0.0$ Centrality 40-80 %, $0.0 < y < 0.2$ Centrality 40-80 %, $0.2 < y < 0.4$ Centrality 40-80 %, $0.4 < y < 0.6$ Centrality 40-80 %, $0.6 < y < 0.8$ Centrality 40-80 %, $0.8 < y < 1.0$ 

Centrality 10-40 %, $-1.0 < y < -0.8$ Centrality 10-40 %, $-0.8 < y < -0.6$ Centrality 10-40 %, $-0.6 < y < -0.4$ Centrality 10-40 %, $-0.4 < y < -0.2$ Centrality 10-40 %, $-0.2 < y < 0.0$ Centrality 10-40 %, $0.0 < y < 0.2$ Centrality 10-40 %, $0.2 < y < 0.4$ Centrality 10-40 %, $0.4 < y < 0.6$ Centrality 10-40 %, $0.6 < y < 0.8$ Centrality 10-40 %, $0.8 < y < 1.0$ 

Centrality 0-10 %, $-1.0 < y < -0.8$ Centrality 0-10 %, $-0.8 < y < -0.6$ Centrality 0-10 %, $-0.6 < y < -0.4$ Centrality 0-10 %, $-0.4 < y < -0.2$ Centrality 0-10 %, $-0.2 < y < 0.0$ Centrality 0-10 %, $0.0 < y < 0.2$ Centrality 0-10 %, $0.2 < y < 0.4$ Centrality 0-10 %, $0.4 < y < 0.6$ Centrality 0-10 %, $0.6 < y < 0.8$ Centrality 0-10 %, $0.8 < y < 1.0$ 